

GAS METER NOTE

LOW PRESSURE NATURAL GAS SERVING WICKLIFFE TRANSFER STATION ON LAKELAND BLVD., WICKLIFFE, OHIO 44092. GAS COMPANY PROVIDED GAS METER. (TOTAL CONNECTED LOAD = 80 CFH) (TOTAL EQUIVALENT LENGTH OF GAS PIPING = 30 FEET) (PRESSURE DROP @ 0.3 IN. W.C.) BASED ON THE 2017 IFGC TABLE 402.4(1).

FIRE PROTECTION NOTE

CONTRACTOR TO PROVIDE NEW SPRINKLER SYSTEM FOR COMPLETE BUILDING. REFER TO SPECIFICATIONS 21 05 00. COORDINATE FINAL LOCATION OF SPRINKLER HEADS WITH ARCHITECTURAL REFLECTED CEILING PLANS. SUBMIT SPRINKLER DRAWINGS AND HYDRAULIC CALCULATIONS TO BUILDING DEPARTMENT.

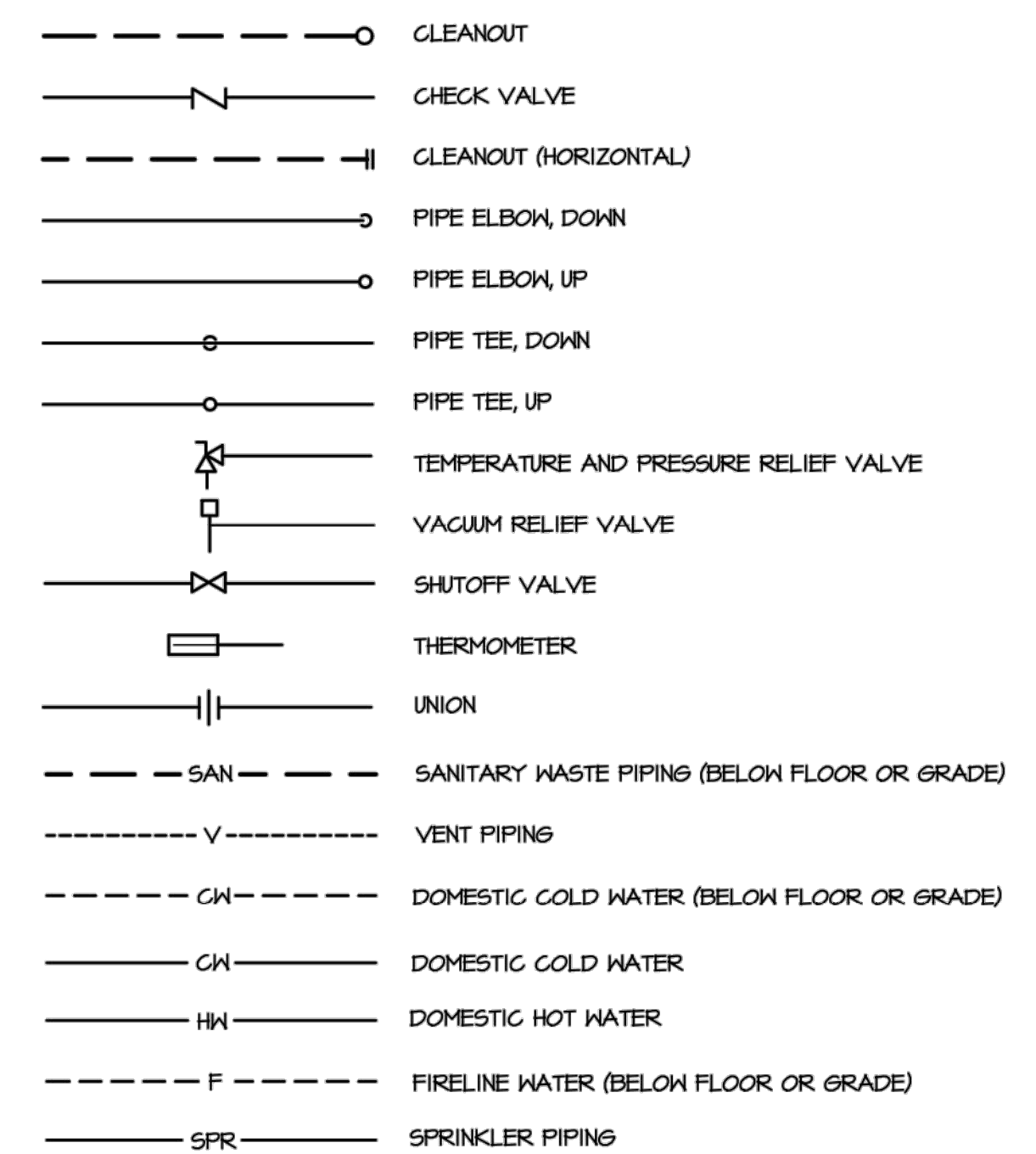
GENERAL NOTES

- A. REFER TO SHEET P-2 FOR PLUMBING FIXTURE CONNECTION SCHEDULE FOR ALL FIXTURE CONNECTION SIZES.
 - B. REFER TO THIS SHEET FOR SANITARY STACK DIAGRAM FOR ALL SANITARY AND VENT SIZES.
- GENERAL PLUMBING NOTES**
- A. SCHEDULE UTILITY SERVICE SHUTDOWNS REQUIRED FOR NEW CONSTRUCTION WITH OWNER AND GENERAL TRADES PRIOR TO SHUTTING DOWN SYSTEMS. GIVE ONE WEEK ADVANCE NOTICE IN WRITING.
 - B. COORDINATE ROUTING OF NEW PIPING WITH NEW BUILDING CONDITIONS AND WITH WORK OF OTHER TRADES. PROVIDE CHANGES IN LOCATION, DIRECTION, OFFSETS, AS MAY BE REQUIRED, WHETHER SPECIFICALLY INDICATED OR NOT, AND AT NO ADDITIONAL COST TO THE OWNER.
 - C. ALL FIXTURES SHALL BE PROVIDED WITH SHUT-OFF BALL VALVES ON SUPPLY LINES.
 - D. ALL PUBLIC HAND WASHING SINKS AND LAVATORIES SHALL BE SUPPLIED WITH TEMPERED WATER WITH AN APPROVED WATER TEMPERATURE LIMITING DEVICE THAT CONFORMS TO ASSE 1010.
 - E. ALL WORK TO BE COMPLETED IN ACCORDANCE WITH THE LOCAL BUILDING CODE AND AUTHORITY HAVING JURISDICTION.
 - F. PLUMBING WORK SHALL BE COMPLETED BY AN INDIVIDUAL OR BUSINESS THAT IS LICENSED BY THE STATE CONSTRUCTION INDUSTRY LICENSING BOARD.
 - G. ALL FLOOR DRAINS TO MEET SECTIONS 1002.4 OF THE OPC.

PLAN NOTES

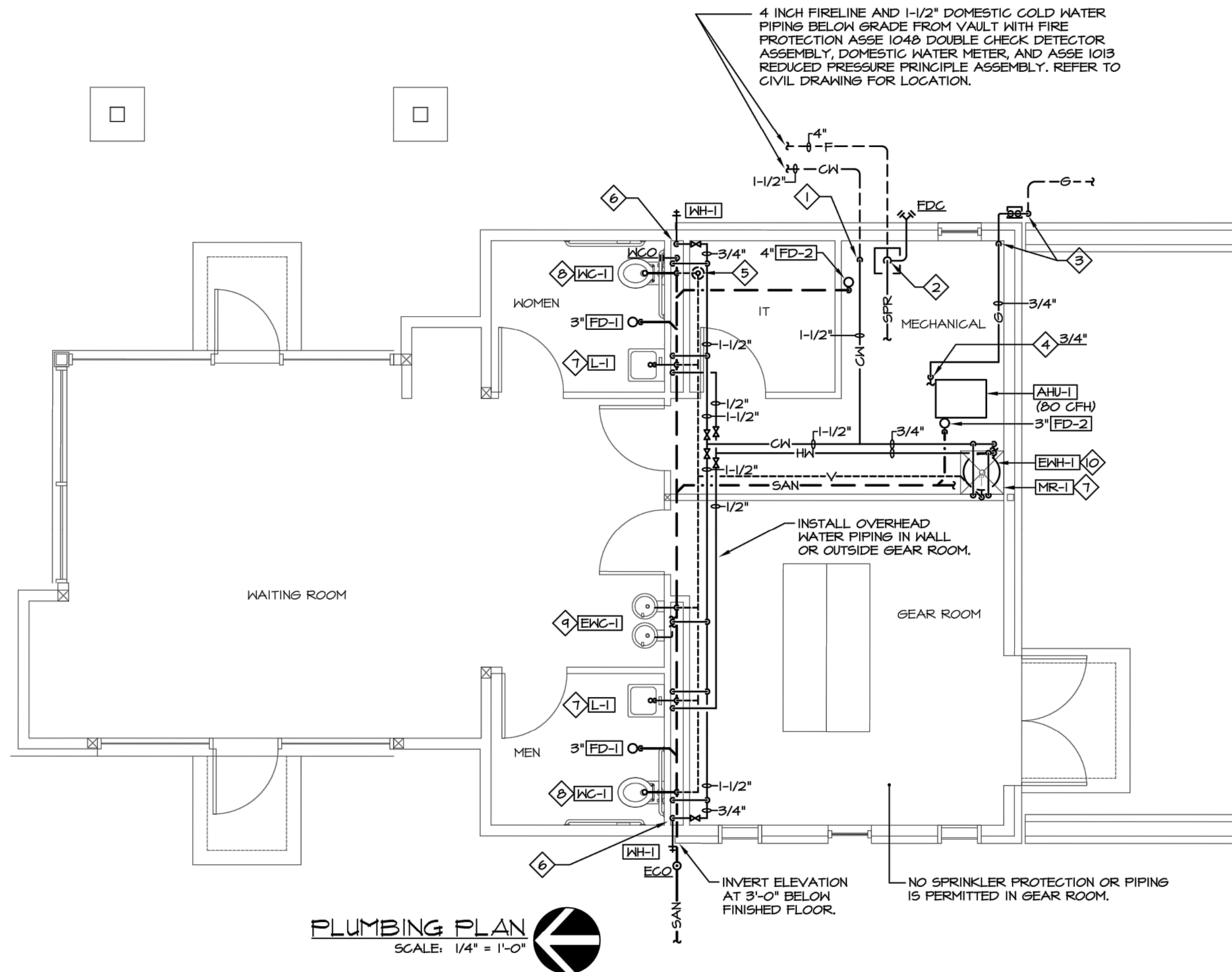
- 1. 1-1/2 INCH DOMESTIC WATER SLEEVED AND SEALED UP THROUGH FLOOR SLAB. PROVIDE MAIN SHUT-OFF VALVE ABOVE FINISHED FLOOR.
- 2. 4 INCH FIRE SERVICE SLEEVED AND SEALED UP THROUGH FLOOR SLAB. REFER TO FIRE PROTECTION GENERAL NOTE ON THIS SHEET AND SEE SHEET P-2 FOR DETAIL.
- 3. NATURAL GAS SERVICE FROM BELOW GRADE UP TO NATURAL GAS METER. COORDINATE INSTALLATION WITH GAS METER PROVIDER. SLEEVE AND SEAL 3/4" LOW PRESSURE NATURAL GAS PIPING THROUGH WALL AND RISE UP ALONG WALL.
- 4. LOW PRESSURE NATURAL GAS DOWN TO SERVE GAS-FIRED EQUIPMENT. SEE SHEET P-2 FOR GAS-FIRED EQUIPMENT CONNECTION DETAIL.
- 5. 3" VENT PIPING UP TO VENT THROUGH ROOF.
- 6. 3/4" COLD WATER DOWN ALONG WALL OR IN CHASE TO SERVE WALL HYDRANT. SLEEVE AND SEAL THROUGH WALL AT 30 INCHES ABOVE GRADE OUTSIDE.
- 7. 1-1/2" VENT UP AND 1/2" HOT WATER & 1/2" COLD WATER DOWN IN CHASE TO SERVE FIXTURE. PROVIDE APPROVED WATER TEMPERATURE LIMITING DEVICE, SET AT 110 DEGREES THAT CONFORMS TO ASSE 1010.
- 8. 2" VENT UP AND 1-1/2" COLD WATER DOWN IN CHASE TO SERVE FIXTURE.
- 9. 1-1/2" VENT UP AND 1/2" COLD WATER DOWN IN CHASE TO SERVE FIXTURE.
- 10. 3/4" COLD WATER TO AND 3/4" HOT WATER FROM ELECTRIC WATER HEATER ABOVE MOP RECEPTOR ON SHELF. SEE SHEET P-2 FOR ELECTRIC WATER HEATER DETAIL AND SCHEDULE.

PLUMBING SYMBOLS

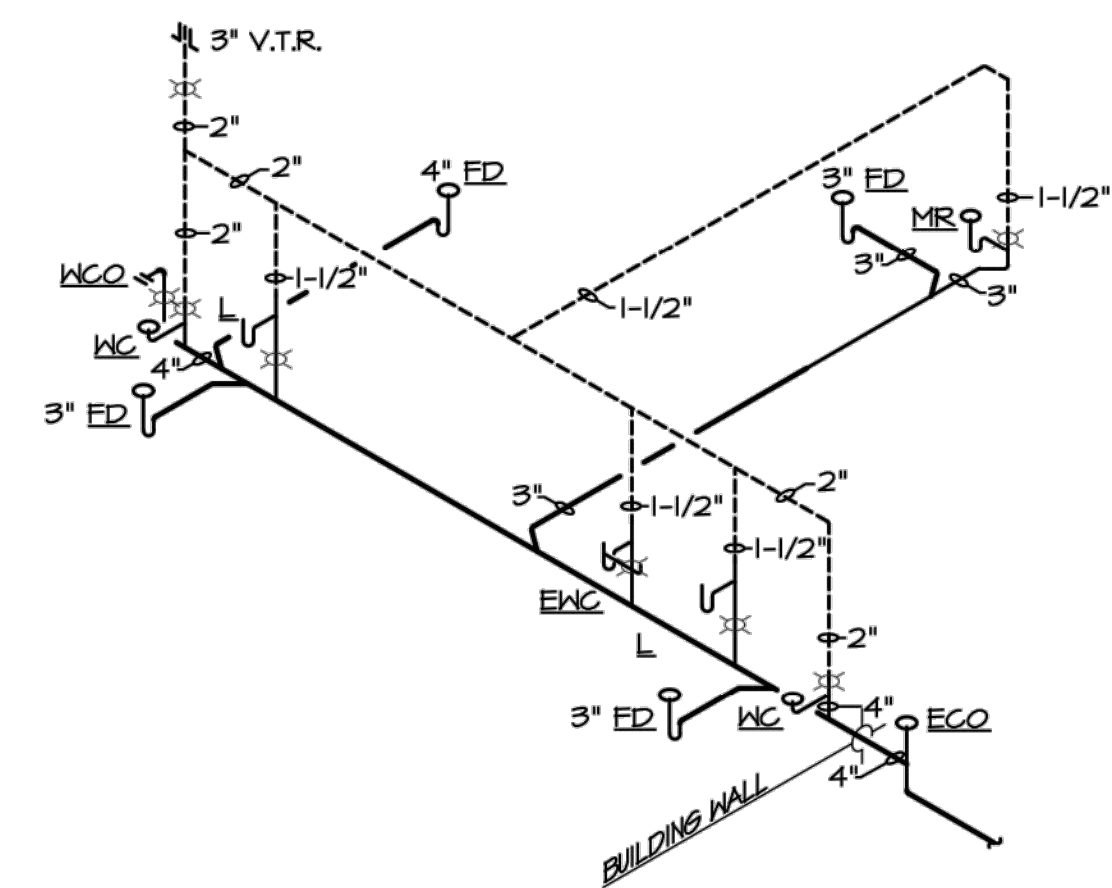


PLUMBING ABBREVIATIONS


AFF	ABOVE FINISHED FLOOR
AHJ	AUTHORITY HAVING JURISDICTION
ARCH	ARCHITECT
BFF	BELOW FINISHED FLOOR
CW	DOMESTIC COLD WATER
deg. F	DEGREES FAHRENHEIT
DIA	DIAMETER
E.C.	ELECTRICAL CONTRACTOR
ECO	EXTERIOR CLEANOUT
FD	FLOOR DRAIN
FDC	FIRE DEPARTMENT CONNECTION
G.C.	GENERAL CONTRACTOR
GPH	GALLONS PER HOUR
GPM	GALLONS PER MINUTE
HW	DOMESTIC HOT WATER
in. w.c.	INCHES WATER COLUMN
KW	KILOWATT
L	LAVATORY
M.C.	MECHANICAL CONTRACTOR
MIN	MINIMUM
MR	MOP RECEPTOR
MV	MIXING VALVE
OPC	OHIO PLUMBING CODE
P	PUMP
P.C.	PLUMBING CONTRACTOR
PH	PHASE
PVC	POLYVINYL CHLORIDE PLASTIC
QTY	QUANTITY
TYP.	TYPICAL
V	VOLTS
VTR	VENT THROUGH ROOF
WC	WATER CLOSET
WH	WALL HYDRANT



PLUMBING PLAN
SCALE: 1/4" = 1'-0"



SANITARY STACK DIAGRAM
NO SCALE



NO	REVISION	DATE

LAKETRA WICKLIFFE PARK-RIDE LOT
29610 LAKELAND BLVD., WICKLIFFE, OH 44092

PLUMBING PLAN, LEGEND, ABBREV., NOTES & STACK DIAGRAM

PROJECT NO.	190065
DISCIPLINE	PLUMBING
SHEET NAME	P-1
SHEET	OF
47	49

tec inc.
engineering & design

33851 Curtis Blvd., 216
Eastlake, Ohio 44095
t 440.953.8760
f 440.953.1289
www.tecinc1.com

cleveland | columbus | pittsburgh