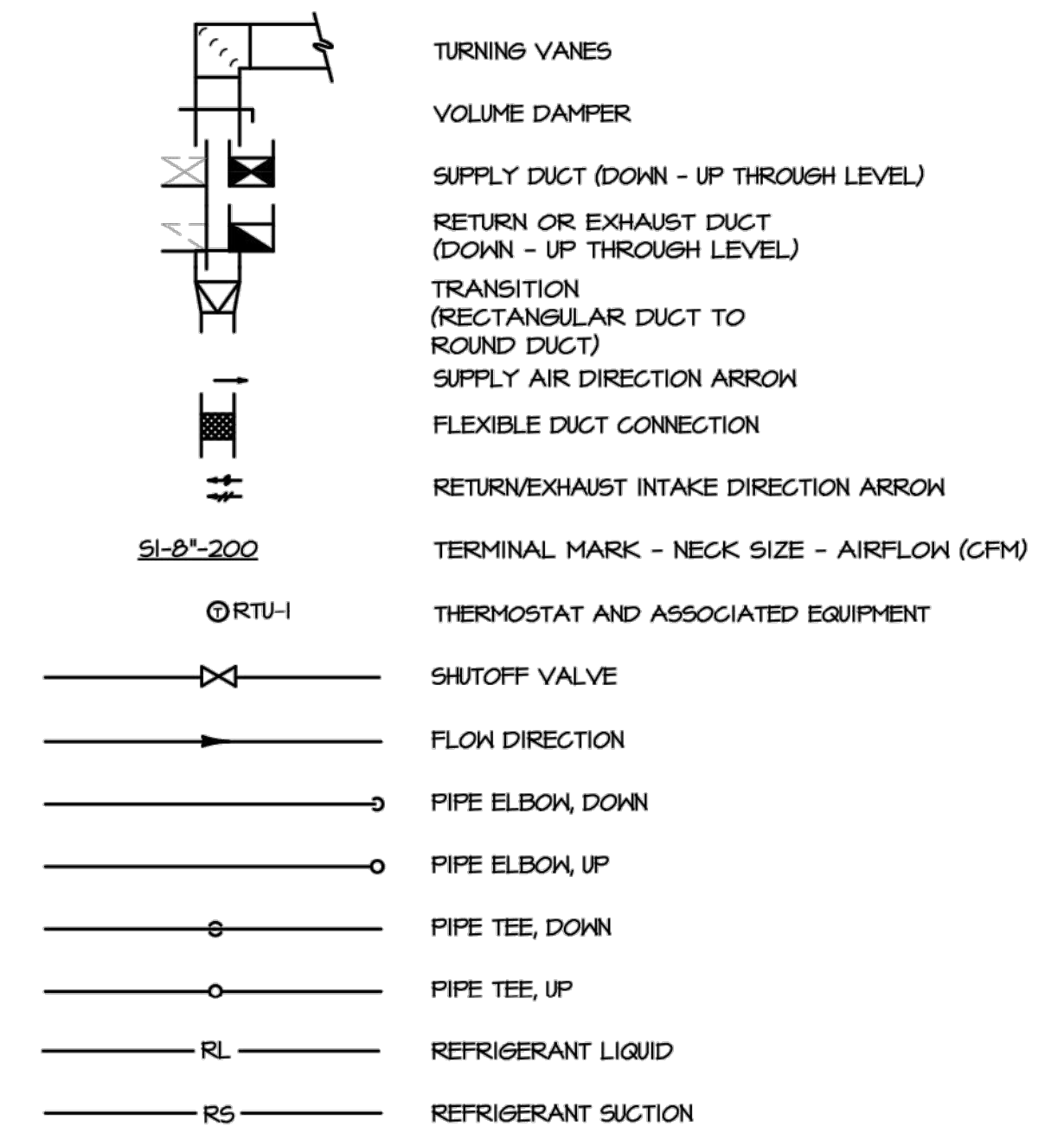


GENERAL NOTES


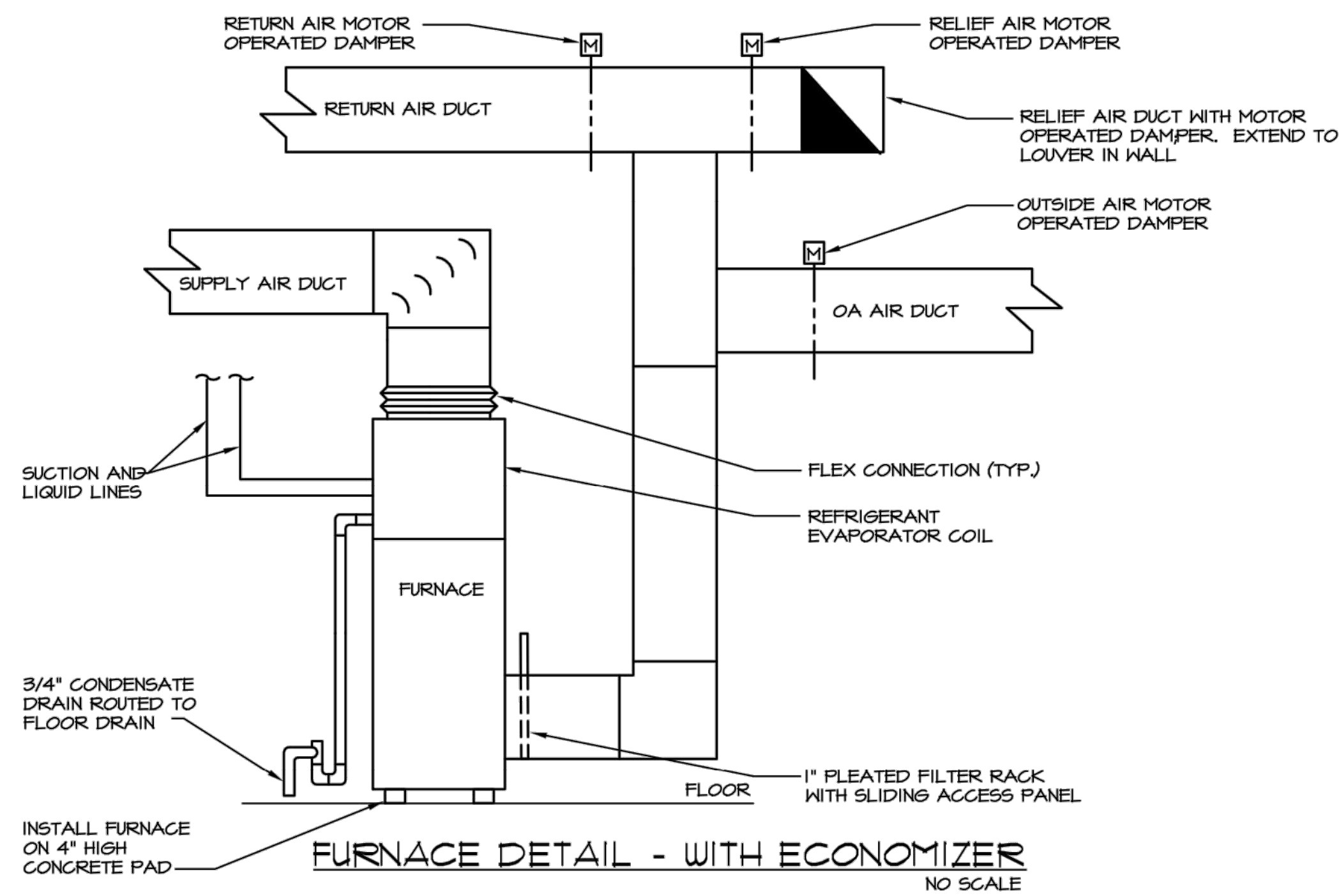
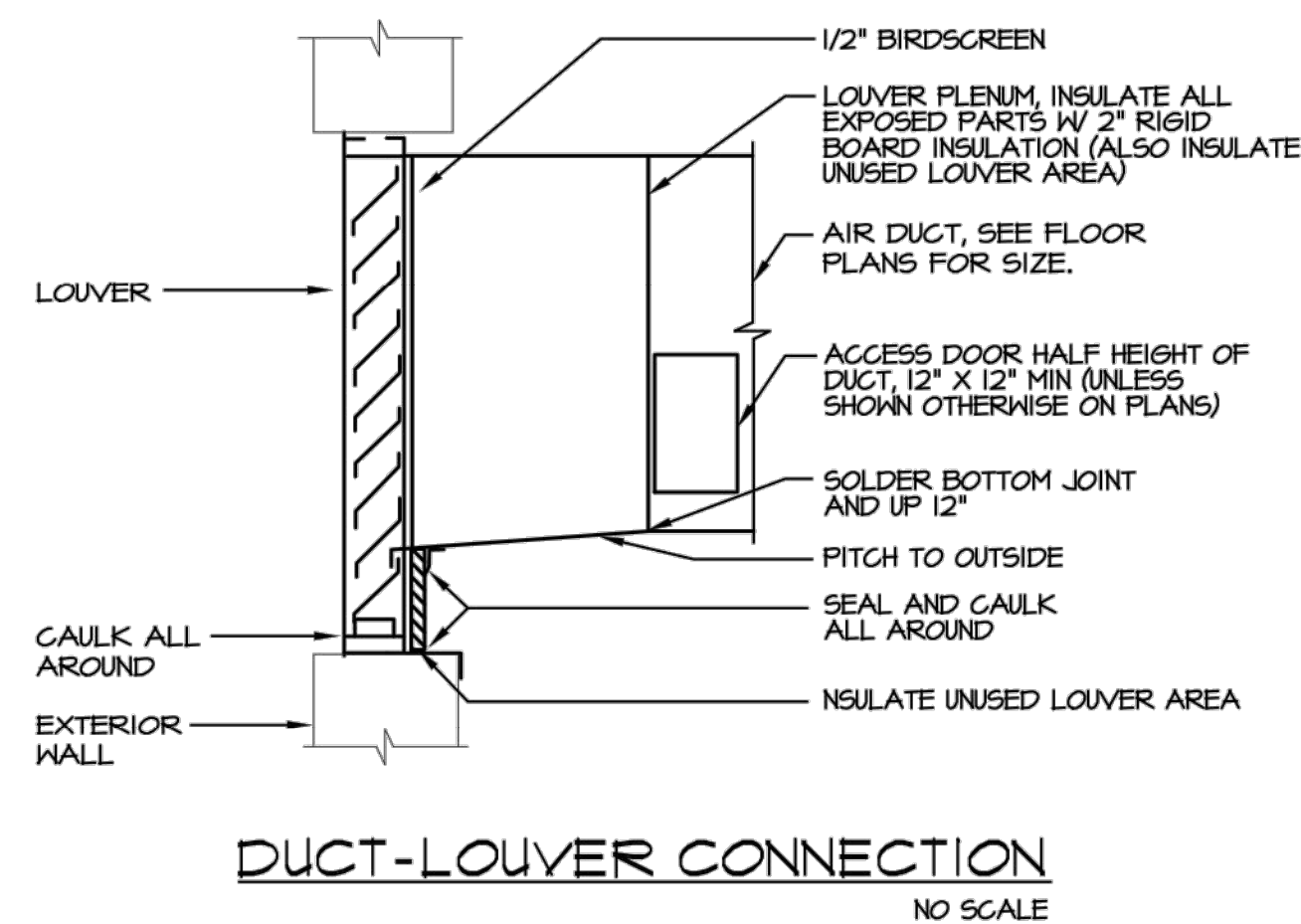
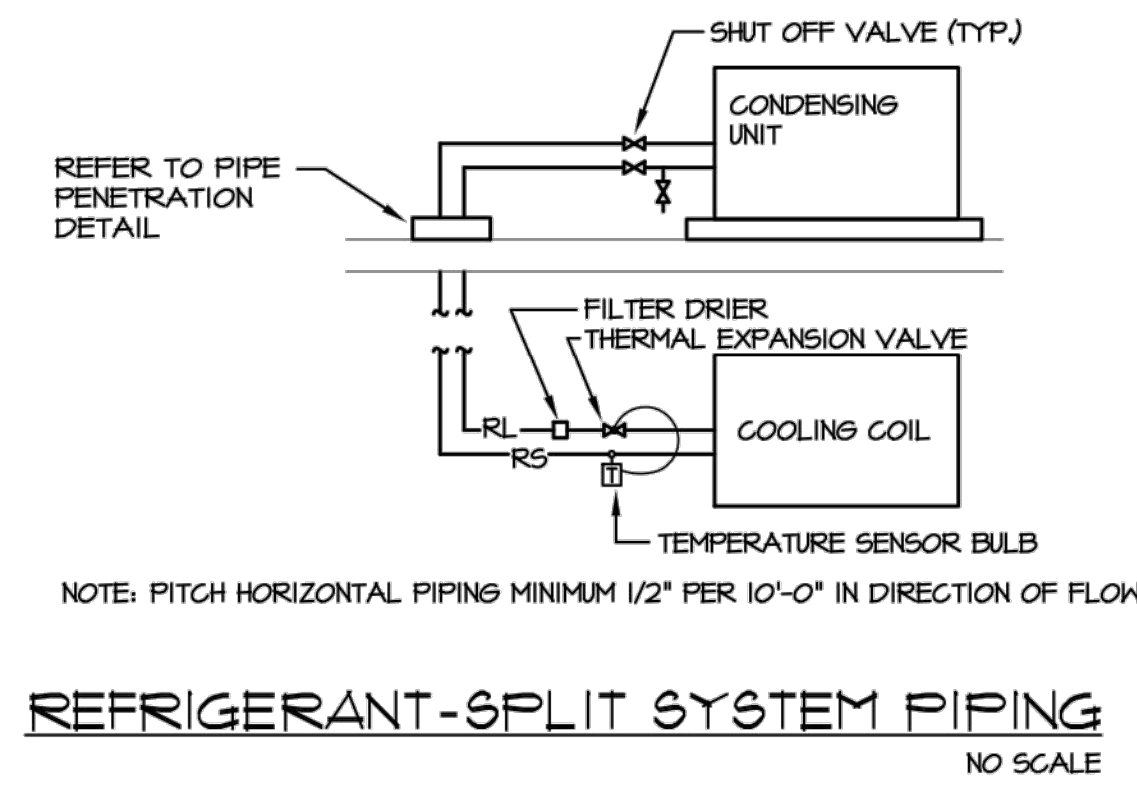
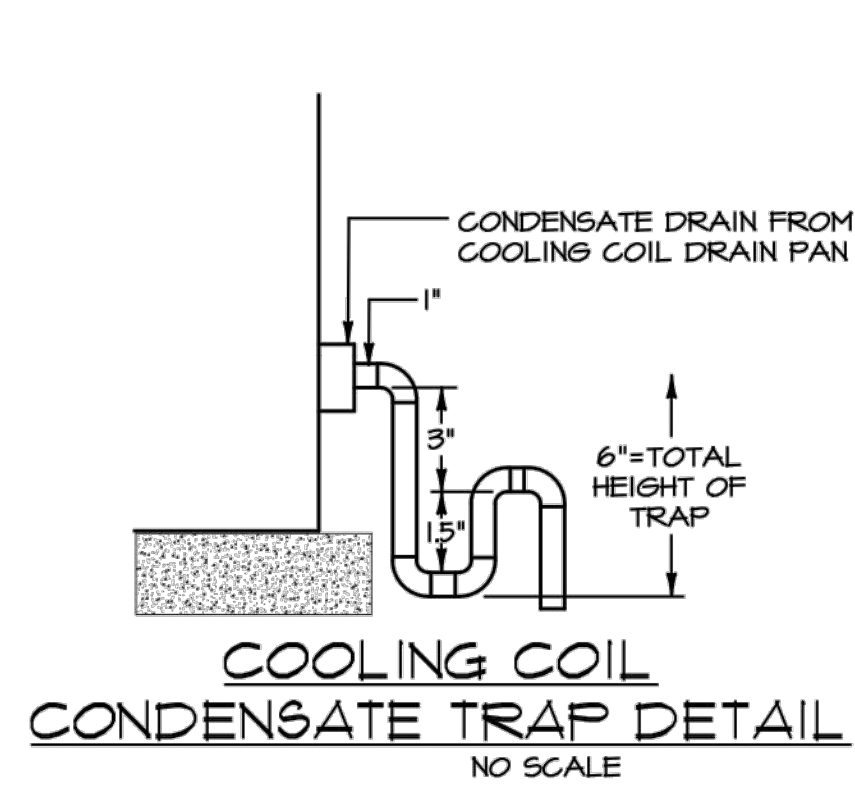
- COORDINATE SCHEDULE OF WORK REQUIRED IN OCCUPIED AND OPERATING AREAS WITH OWNER PRIOR TO STARTING SUCH WORK.
- SCHEDULE UTILITY SERVICE SHUTDOWNS REQUIRED FOR NEW CONSTRUCTION WITH OWNER AND GENERAL TRADES PRIOR TO SHUTTING DOWN SYSTEMS. GIVE ONE WEEK ADVANCE NOTICE IN WRITING.
- CUT FLOOR, WALL, AND CEILING CONSTRUCTION FOR PENETRATIONS TO ACCOMMODATE NEW WORK. COORDINATE WITH GENERAL TRADES. PATCH CONSTRUCTION TO MATCH, OR TO SATISFACTION OF ARCHITECT AND OWNER.
- COORDINATE ROUTING OF NEW DUCTWORK WITH EXISTING BUILDING CONDITIONS AND WITH WORK OF OTHER TRADES. PROVIDE CHANGES IN LOCATION, DIRECTION, OFFSETS, AS MAY BE REQUIRED, WHETHER SPECIFICALLY INDICATED OR NOT, AND AT NO ADDITIONAL COST TO THE OWNER.
- COORDINATE AIR DISTRIBUTION DEVICE LOCATIONS WITH FINAL REFLECTED CEILING PLAN.
- UNLESS OTHERWISE NOTED, FLEXIBLE DUCTWORK IS SAME SIZE AS ROUND DUCTWORK TO WHICH IT IS CONNECTED. FLEXIBLE DUCTWORK TO BE NO MORE THAN 5'-0" AND TO BE INSTALLED TIGHT WITH NO SAGS OR KINKS.
- THE DUCTWORK SIZES INDICATED ARE INSIDE CLEAR DIMENSIONS.
- UNLESS OTHERWISE NOTED, DUCTWORK SERVING A SINGLE DIFFUSER, GRILLE OR REGISTER IS TO BE FULL NECK SIZE OF AIR DISTRIBUTION DEVICE FROM BRANCH TAKE-OFF TO DEVICE CONNECTION.

MECHANICAL SYMBOLS



MECHANICAL ABBREVIATIONS

AHU	AIR HANDLING UNIT
ASHRAE	AMERICAN SOCIETY OF HEATING, REFRIGERATION AND AIR CONDITIONING ENGINEERS.
B	BOILER
CFH	CUBIC FEET PER HOUR
CFM	CUBIC FEET PER MINUTE
CU	CONDENSER UNIT
DEGREES. F	DEGREES FAHRENHEIT
DN	DOWN
DX	DIRECT EXPANSION
EA	EXHAUST AIR
EAT	ENTERING AIR TEMPERATURE
EC	ELECTRICAL CONTRACTOR
EDB	ENTERING DRY BULB TEMPERATURE
EER	ENERGY EFFICIENCY RATIO
EF	EXHAUST FAN
ESP	EXTERNAL STATIC PRESSURE
ENB	ENTERING WET BULB TEMPERATURE
EWT	ENTERING WATER TEMPERATURE
FLA	FULL LOAD AMPS
FFM	FEET PER MINUTE
HP	HORSEPOWER
HU	HUMIDIFIER
HVAC	HEATING, VENTILATING AND AIR CONDITIONING
KN	KILOWATT
LAT	LEAVING AIR TEMPERATURE
LBS	POUNDS
LDB	LEAVING DRY BULB TEMPERATURE
LWB	LEAVING WET BULB TEMPERATURE
LWT	LEAVING WATER TEMPERATURE
MAX	MAXIMUM
MC	MECHANICAL CONTRACTOR
MCA	MINIMUM CIRCUIT AMPACITY
MOCP	MAXIMUM OVERCURRENT PROTECTION
NC	NOISE CRITERIA
OA	OUTSIDE AIR
PG	PROPYLENE GLYCOL
RA	RETURN AIR
RH	RELATIVE HUMIDITY
RPM	REVOLUTIONS PER MINUTE
RTU	ROOFTOP AIR CONDITIONING UNIT
SA	SUPPLY AIR
SD	SMOKE DETECTOR
SMACNA	SHEET METAL AND AIR CONDITIONING CONTRACTORS NATIONAL ASSOCIATION
V	VOLTS



DATE	REVISION	NO	CD	ISSUED FOR:	ISSUE DATE:	SCALE:	DESIGNED BY:	DRAWN BY:	CHECKED BY:
			4/10/20	AS NOTED	4/10/20	PJF / GMS	PJF	PJF	PJF

LAKETRAN WICKLIFFE PARK-N-RIDE LOT
29610 LAKELAND BLVD., WICKLIFFE, OH 44092

MECHANICAL ABBREVIATIONS, DETAILS, AND NOTES

PROJECT NO.	190065
DISCIPLINE	MECHANICAL
SHEET NAME	M-2
SHEET	OF
45	49

33851 Curtis Blvd., 216
Eastlake, Ohio 44095
t 440.953.8760
f 440.953.1289
www.tecinc1.com