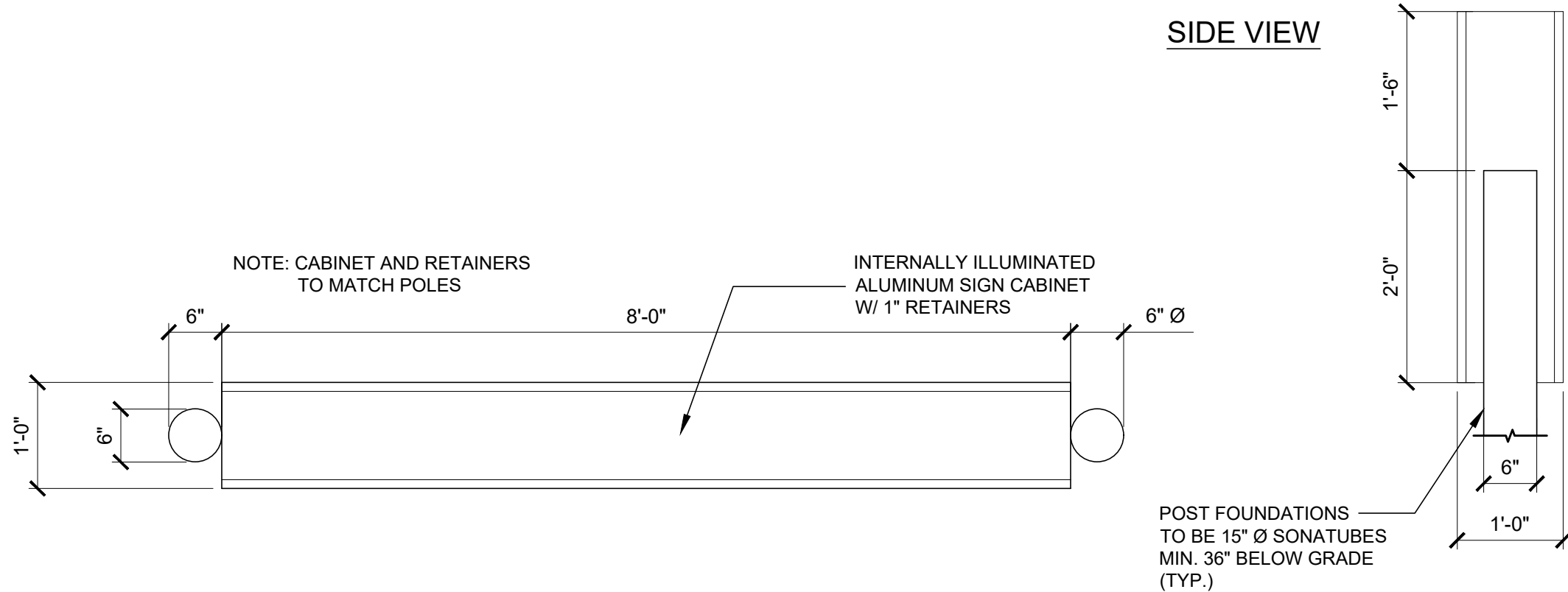



FLOOR PLAN
SCALE: 1/8" = 1'-0"



NOTE: SEE SHEET C-4, SITE LAYOUT PLAN FOR SIGN LOCATION

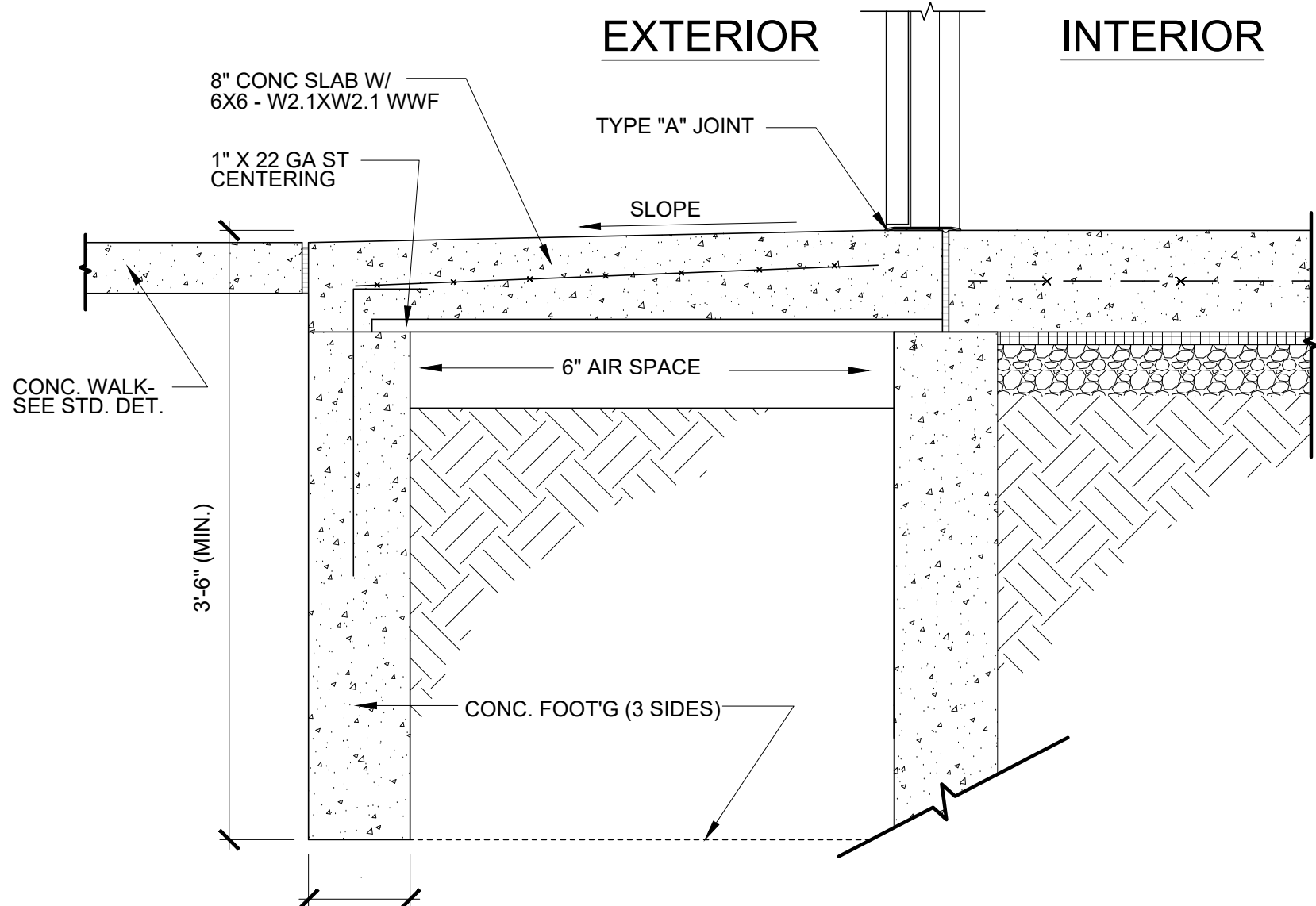
GROUND/ MONUMENT SIGN DETAIL
SCALE: 3/4" = 1'-0"

CODE DATA: 2017 OBC, 2017 OMC, 2017 OPC, NEC 2017

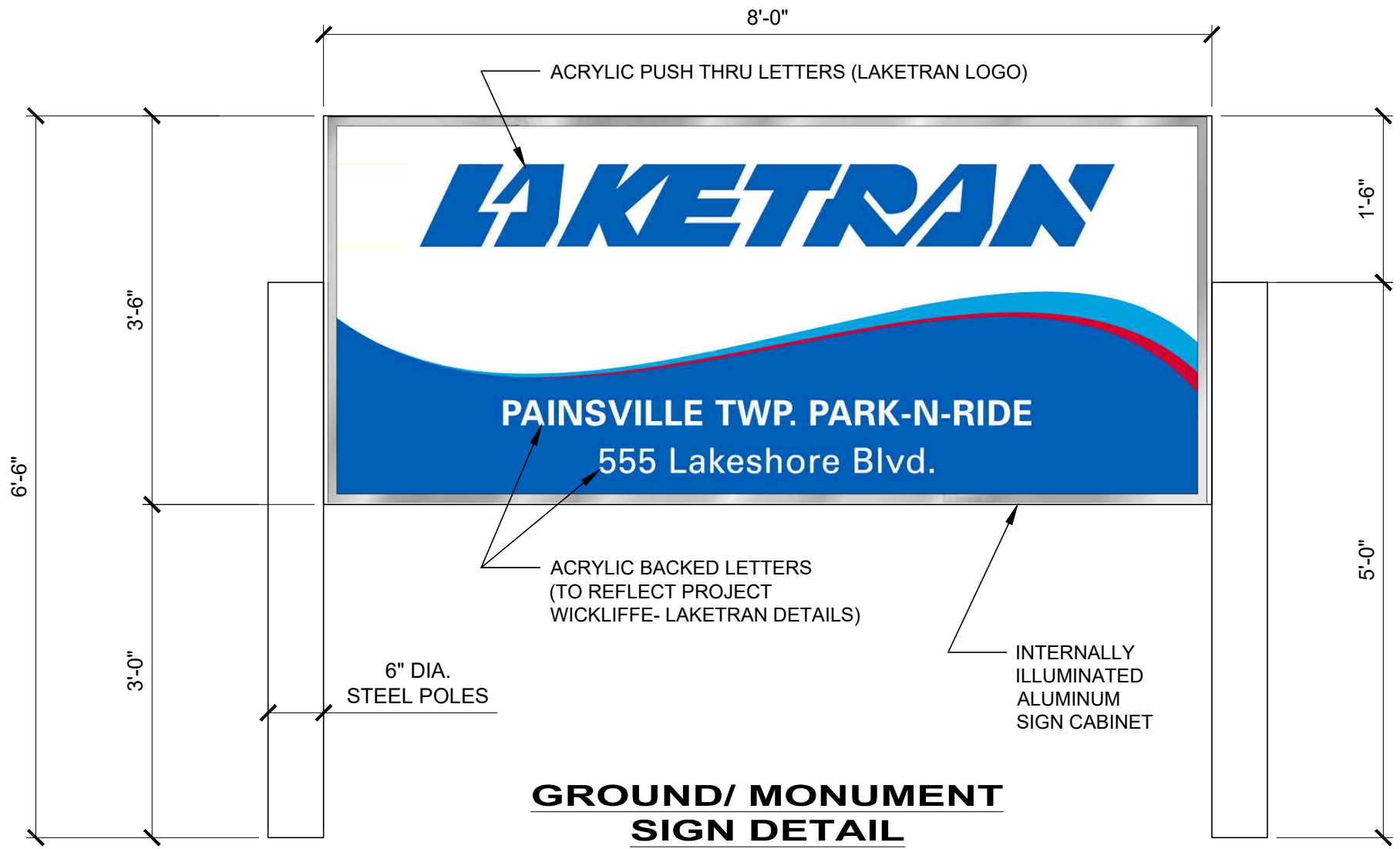
CONSTRUCTION TYPE: II B - NON COMBUSTIBLE
OCCUPANCY CLASSIFICATION: A-3 ASSEMBLY (BUS TRANSFER STATION)
AREA: BUILDING AREA - 1,015 SQ FT
CANOPY AREA - 270 SQ FT
TOTAL AREA - 1,285 SQ FT
MAXIMUM FLOOR AREA ALLOWANCE PER OCCUPANT:
ASSEMBLY WITHOUT FIXED SEATS: 1,285 SQ FT/15 SQ.FT NET = 85 OCCUPANTS
BUILDING HEIGHT: ALLOWABLE - 75'-0" (SPRINKLED)
ACTUAL - 13'-8" (SPRINKLED)
STORIES ABOVE GRADE PLANE: ALLOWABLE - 3 STORIES
ACTUAL - 1 STORY
FIRE RESISTANCE RATING REQUIREMENTS (TYPE II B):
PRIMARY STRUCTURAL FRAME = 0
BEARING WALLS = 0
NONBEARING WALLS = 0
FLOOR CONSTRUCTION = 0
ROOF CONSTRUCTION = 0
FIRE SEPARATION DISTANCE X>30', FIRE RATING = 0
SECTION 903.2.1.3 GROUP A-3:
AUTOMATIC SPRINKLER IS REQUIRED WHERE THE FIRE AREA HAS AN
OCCUPANT LOAD OF 300 OR MORE. SPRINKLER SYSTEM IS NOT REQUIRED
BUT VOLUNTEERED BY OWNER.

GENERAL NOTES:

- CONTRACTOR TO FIELD VERIFY ALL DIMENSIONS AND EXISTING CONDITIONS BEFORE SUBMITTING A BID PROPOSAL. DELETIONS FROM DRAWINGS WILL NOT BE ACCEPTED AS JUST CAUSE FOR CHANGING THE CONTRACT COST. DRAWINGS ARE INTENDED TO SHOW AREAS OF WORK AND DESIGN INTENT ONLY.
- CONTRACTOR IS RESPONSIBLE FOR ALL SECURITY AND WEATHER-PROOFING RELATED ITEMS DURING CONSTRUCTION. INTENDED MATERIALS AND COURT SYSTEM MUST BE APPROVED BY ARCHITECT. ANY DAMAGE TO EXISTING STRUCTURE OR INTERIOR DUE TO NEGLECT MUST BE REPAIRED BY THE CONTRACTOR.
- CONTRACTOR TO MAINTAIN SITE IN A NEAT AND ORDERLY MANNER FOR EXTENT OF CONSTRUCTION.



FROST PROOF SLAB DETAIL
SCALE: 1/2" = 1'-0"



GROUND/ MONUMENT SIGN DETAIL
SCALE: 3/4" = 1'-0"



ISSUED FOR:	CD	NO	REVISION	DATE
ISSUE DATE:	4/10/20			
SCALE:	AS NOTED			
DESIGNED BY:				
DRAWN BY:	BWS			
CHECKED BY:	ADJ			

LAKETRAN WICKLIFFE PARK-N-RIDE LOT
29610 LAKELAND BLVD., WICKLIFFE, OH 44092

FLOOR & ROOF PLAN & CODE DATA

PROJECT NO.	190065
DISCIPLINE	ARCHITECTURAL
SHEET NAME	A-01
SHEET	OF
33	49