
SECTION 6
ABATEMENT/HAZARDOUS MATERIALS

DIVISION 02 EXISTING CONDITIONS – HAZARDOUS MATERIALS ABATEMENT

SECTION 02 00 00 EXISTING CONDITIONS

Section 02 20 00 ASSESSMENT

Section 02 26 00 Hazardous Materials Assessment

Section 02 80 00 FACILITY REMEDIATION

Section 02 82 00 Asbestos Remediation

Section 02 82 13 Asbestos Abatement

- Section 02 82 13.1 Asbestos Abatement Work Procedures**
- Section 02 82 13.2 Notifications and Permits**
- Section 02 82 13.3 Asbestos Hazard Abatement Project Agreement**
- Section 02 82 13.4 General Site and Project Requirements**
- Section 02 82 13.5 Definitions Relative to Hazardous Materials Abatement**
- Section 02 82 13.6 Industry Standards**
- Section 02 82 13.7 Regulations – Hazardous Materials Abatement**
- Section 02 82 13.8 Air Monitoring**

Section 02 82 16 Engineering Controls for Asbestos-Containing Materials

- Section 02 82 16.1 Temporary Facilities**
- Section 02 82 16.2 Materials and Equipment**
- Section 02 82 16.3 Temporary Pressure Differential and Circulation System**
- Section 02 82 16.4 Temporary Enclosures**
- Section 02 82 16.5 Regulated Areas**
- Section 02 82 16.6 Decontamination Units**
- Section 02 82 16.7 Project Closeout**
- Section 02 82 16.8 Project Decontamination**
- Section 02 82 16.9 Work Area Clearance**

Section 02 82 19 Worker Protection

Section 02 82 21 Respiratory Protection

Section 02 82 33 Removal of Asbestos Containing Materials

Section 02 82 33.1 Disposal of Asbestos Containing Waste Material

Section 02 84 00 Polychlorinated Biphenyls (PCB) and Mercury Lamp Remediation & Oil filled Equipment

Section 02 84 16 Lighting Ballasts, Lamps, Thermostats, and Batteries
Section 02 84 17 Oil Filled Equipment

Section 02 87 00 Freon Recovery, Fire Suppression, and Stored Chemicals

Section 02 87 01 Freon

Section 02 87 02 Fire Suppression Systems

Section 02 87 03 Stored Chemicals

Appendix A Pre-Demolition Hazardous Materials Assessment Report (199-209 North St. Clair Street, 175 East Erie Street, 99 East Erie Street, and 125 East Erie Street) [Excerpts]

Appendix B Abatement Location Drawings (199-209 North St. Clair Street, 175 East Erie Street, 99 East Erie Street, and 125 East Erie Street)

DIVISION 02 EXISTING CONDITIONS

SECTION 02 00 00 EXISTING CONDITIONS

SECTION 02 20 00 ASSESSMENT

Section 02 26 00 Hazardous Materials Assessment

Excerpts from the EA Group ***Pre-Demolition Hazardous Materials Assessment*** report for Buildings located at 199-209 North St. Clair Street, 175 East Erie Street, 99 East Erie Street, and 125 East Erie Street are included in Appendix A for reference purposes in compiling the Base Bid and Alternate Bids. This document does not contain any analytical data, however it is available upon request and will be provided to the Contractor selected for the work. Contractor shall also reference the asbestos abatement drawings located in Appendix B. Contractor shall base their bid on the locations and quantities listed in this specification (including asbestos location drawings attached in Appendix B) and disregard any discrepancies with the survey report. The Base Bid of the project includes the removal of known asbestos-containing materials (ACM) (Section 02 82 00), as well as other hazardous materials including fluorescent lamps, polychlorinated biphenyls (PCBs), oil filled equipment, HID lamps, batteries, fire suppression system and other universal wastes (Section 02 84 00) and; Freon-containing equipment (Section 02 87 00) located at 199-209 North St. Clair Street, 175 East Erie Street, 99 East Erie Street and 125 East Erie Street. Two 350-gallon ASTs were observed in the Basement at 199-209 North St. Clair Street and appear empty or mostly empty. Contractor is responsible for verifying this and properly disposing/recycling any remaining contents. See figure one for locations of ASTs. **Unit pricing shall only be applicable for materials listed in the Unit Pricing section of the Bid Form. There shall be NO change orders for any work related to the visible/designated materials (e.g. flooring, window caulking, door caulking, ceiling tile and mastic, ceramic wall tile and mastic, duct tape/wrap, duct insulation, plaster, drywall, sink coatings, and foundation wall waterproofing).**

SECTION 02 80 00 FACILITY REMEDIATION

Section 02 82 00 Asbestos Remediation

Section 02 82 13 Asbestos Abatement

The Work shall consist of a project where the Contractor shall provide all the materials, labor and equipment necessary to remove and dispose of designated asbestos containing materials (ACM), as asbestos containing and contaminated waste from all buildings at 199-209 North St. Clair Street, , 99 East Erie Street, and 125 East Erie Street, Painesville, Ohio, in all designated locations identified at the pre-bid meeting and as set forth herein. 175 East Erie Street was found to have no ACM on site. Contractor may utilize the attached survey reports and abatement drawings in Appendices A and B to identify the majority of the work locations. Contractor is responsible for the abatement of all designated asbestos containing materials. See Appendix B for drawings with locations of asbestos containing materials to be removed. **All work, excluding the exterior wall waterproofing abatement, is expected to be completed in a single mobilization. Contractor shall note that a second mobilization for the exterior wall waterproofing if found and determined to be ACM will be required and shall be coordinated with the demolition Contractor during the demolition phase.**

This project specifies a minimum of \$1,000,000 of acceptable asbestos abatement liability insurance. The policy shall be an occurrence type with no sunset clause. The Contractor shall not commence work under this contract until he has obtained all the insurance required hereunder and as required by the Owner, and until such insurance has been approved by Owner. Nor shall the Contractor allow any subcontractor to

commence work on his subcontract until all similar insurance required of this subcontractor has been so obtained and approved. Refer to bid documents for any other insurance requirements. The Contractor shall name as additionally insured the Owner for purposes of General Liability. Approval of the insurance by the Owner shall not relieve or decrease the liability of the Contractor hereunder.

Asbestos abatement work will be performed for all regulated asbestos-containing materials (RACM) in preparation for demolition of the entire building. Ohio Environmental Protection Agency (OEPA) final clearance sampling will apply within all applicable work areas. Any non-ACM demolition waste debris, generated during the project may be moved to non-work areas inside the building. Contractor shall remove all perishable debris. The Contractor shall protect anything designated by the Owner to be saved and no salvaging is permitted without authorization from the Owner. The Contractor shall move any furnishings remaining in each work area to access all materials requiring removal. Contractor shall perform demolition work (i.e. carpeting, casework, non-ACM walls / ceilings, and chases) as necessary to access all designated asbestos containing materials, including any ACM thermal system insulation located inside wall/ceiling chases/spaces. Contractor shall perform exploratory demolition as part of Base Bid work to the extent necessary to reveal, access and abate all additional ACM insulation or other ACM. All exploratory demolition work shall be completed to the satisfaction of the Owner's Abatement Consultant. Contractor shall also remove all encapsulated barriers at the completion of the project and handle as ACM waste. For purposes of bidding, Contractor shall note that provided quantities of thermal system insulation (duct insulation and duct wrap) include an estimation of what may be found in concealed areas. Contractor will be responsible for any shoring, fall protection, etc. that may be required by Occupational Safety and Health Administration (OSHA) regulations, and it is their primary responsibility to identify when these requirements are applicable. There are no specific limitations on interior demolition work that will be needed to access all ACM.

Contractor shall be responsible for the security of his equipment and supplies. Contractor shall be responsible for all supplies / materials needed for temporary power panel installations.

The following tables provide designated materials, general locations, and estimated quantities. Contractor should take care to review the site-specific information provided below the table.

Table 1 – 199-209 North St. Clair Street Base Bid

Location	Material Description	Quantity	Removal Technique
Main Stairs (to Apartments 199 and 201)	Black Flooring and Mastic	25 SF	OSHA Class II / Containment
Main Stairs (to Apartments 199 and 201)	Black and Gray Flooring and Mastic	35 SF	OSHA Class II / Containment
Main Stairs (to Apartments 199 and 201)	Textured Plaster Ceiling	45 SF	OSHA Class II / Containment
Apartment 201 Upper	Linoleum Flooring Beige and Orange	70 SF	OSHA Class II / Containment
Apartment 207 Lower	Sink Bottom Coating - Pink	10 SF 1EA	OSHA Class II / Remove Intact
Basement	Duct Wrap	10 SF	OSHA Class II / Remove Intact
Concealed	Duct Wrap	200 SF	OSHA Class II / Remove Intact

OSHA = Occupational Safety and Health Administration

Table 2 – 199-209 North St. Clair Street Alternate Bid

Location	Material Description	Quantity	Removal Technique
Exterior	Foundation Wall Waterproofing	2,960 SF	OSHA Class II / Regulated Area

Table 3 – 99 East Erie Street Base Bid

Location	Material Description	Quantity	Removal Technique
Basement	HVAC Duct Tape	30 SF	OSHA Class II / Remove Intact
Basement	Duct Insulation	300 SF	OSHA Class I / Containment
1 st Floor Bathroom	Linoleum Flooring	20 SF	OSHA Class II / Containment
Rear Porch	Drywall System Walls	150 SF	OSHA Class II / Containment
2 nd Floor and Stairs	Plaster Ceilings	1,206 SF	OSHA Class II / Containment
2 nd Floor Bathroom	1'x1' Ceiling Tile and Mastic	72 SF	OSHA Class II / Containment
2 nd Floor Bathroom	Ceramic Wall Tile and Mastic	250 SF	OSHA Class II / Containment
Concealed	HVAC Duct Tape	100 SF	OSHA Class II / Remove Intact
Concealed	Duct Insulation	400 SF	OSHA Class I / Containment
Exterior	Door Caulking	30 SF (6 EA)	OSHA Class II / Remove Intact
Exterior	Window Caulking	365 SF (90 EA)	OSHA Class II / Remove Intact

Table 4 – 99 East Erie Street Alternate Bid

Location	Material Description	Quantity	Removal Technique
Exterior	Foundation Wall Waterproofing	1,440 SF	OSHA Class II / Regulated Area

Table 5 – 125 East Erie Street Base Bid

Location	Material Description	Quantity	Removal Technique
Lower Level - Kitchen	Sink Bottom Coating - Black	5 SF 1EA	OSHA Class II / Remove Intact
Upper Level - See Appendix A and B	12"x12" Floor Tile and Mastic - Green	2,725 SF	OSHA Class II / Containment
Upper Level - See Appendix A and B	12"x12" Floor Tile and Mastic – Gray with Green	849 SF	OSHA Class II / Containment
Upper Level - See Appendix A and B	Carpet Adhesive, Brown/Black/Tan	2,425 SF	OSHA Class II / Containment
Upper Level - See Appendix A and B	Carpet Adhesive, Brown/Black	1,300 SF	OSHA Class II / Containment
Lower Level - See Appendix A and B	Trace Asbestos Floor Mastic	9,600 SF	OSHA Class II / Containment

Table 6 – 125 East Erie Street Alternate Bid

Location	Material Description	Quantity	Removal Technique
Exterior	Foundation Wall Waterproofing	920 SF	OSHA Class II / Regulated Area

- Exploratory demolition will be required to address the likelihood for additional ACM thermal system insulation located behind walls, above ceilings, and below/between floors. Where found, ACM thermal system insulation shall be removed by Contractor. As described above, estimated quantities are included for material which may be concealed above ceilings, behind walls, and below/between floors. Contractor shall include cost associated with exploratory demolition required to inspect and access these spaces in the Base Bid. Quantities discovered in areas not previously accessible (above ceiling, behind walls, below/between floors, etc.) shall be quantified by Contractor and Owner’s Abatement Consultant. Quantities will be verified by Owner’s Abatement Consultant, tracked accordingly, and unit price values shall be applied for change orders and deductions above and below a 10% change differential for quantities presented in above tables.
- Floor tile and linoleum at 99 East Erie Street and 199-209 North St. Clair Street is located on wood flooring. Wood flooring will have to be removed to fully remove mastics/adhesives.
- Contractor shall be prepared to re-mobilize for the abatement of exterior wall waterproofing, associated with the original building, during the demolition phase of the project.
- Vapor barriers have been determined to be non-ACM.
- Contractor shall coordinate and complete hazardous material removal and Freon recovery at the site before completion of asbestos removal and demobilization. Upon receipt, copies of waste manifests shall be provided to the Owner.

Base Bid Work

The Work of the project at the above referenced buildings encompasses the removal and disposal of the above described known ACM and trace ACM floor mastic as asbestos-containing and contaminated waste on behalf of the Owner. In addition to ACM, the Base Bid shall include the removal of all fluorescent light bulbs and ballasts, and batteries located throughout the buildings, as discussed in Section 02 84 00. Base Bid shall include the removal of all refrigerants, and any remaining stored chemicals as discussed in Section 02 87 00. Base Bid shall include verifying that the two 350-gallon ASTs are empty, and if not, properly disposing/recycling any remaining contents. Contractor is responsible for verifying the above stated quantities. Contractor will not be allowed to submit for any change orders that apply to designated Work, as identified in the specification, or in bid documents. Contractor shall be responsible for demolition of walls, floors, ceilings, etc. throughout the buildings to gain access to inspect for the presence of ACM which may be present in these areas, and the removal of materials that are encountered.

Unit pricing shall be applicable for work outside of the designated scope of work (hidden materials), and beyond a 10% no change differential for estimated quantities. For materials where unit pricing is requested, Owner's Abatement Consultant and Contractor shall maintain a running total of quantities removed. Once the total estimated quantity (plus or minus 10%) is reached, the unit costs for removal of these additional materials shall be multiplied by the total amount removed, and the total cost will be treated as a change order (or a deduct) to the contract. All work shall be pre-approved by Owner's Construction Manager. Contractor shall submit a change order in writing to Owner's Construction Manager for additional work during the course of the project. Contractor will not be allowed to submit for any change orders that apply to designated Work, as identified in the specification and during the pre-bid walkthrough.

During the bidding process, in case of any discrepancy identified by bidding contractor, either in the quantity estimates, or in the specifications, the matter shall be promptly submitted to the Owner's Abatement Consultant who shall make necessary changes in a written addendum. Any adjustment by the Contractor without such notification shall be at his own risk and expense. **Work which is not pre-approved in writing shall be the responsibility of the Contractor. Contractor shall submit lump sum bids to complete ALL work in the Work Areas as shown during the pre-bid walkthrough, and as identified in the specifications. Unit pricing may be applicable for work outside of the designated scope of work.**

EA Group cannot guarantee that all asbestos containing material or other hazardous materials have been identified by the survey supporting this specification. Additional asbestos materials, not previously identified or quantified, are frequently encountered during renovation or demolition. Actual quantities of asbestos material may vary from the estimates provided in our report due to identification of additional materials and difficulties in measuring hidden materials. Prior to demolition of any structure or equipment, materials that were previously inaccessible or excluded from sampling should be sampled and analyzed for asbestos.

Section 02 82 13.1 Asbestos Abatement Work Procedures

General

In general, the work procedures that will be enforced are as follows:

In all cases, the term “containment” shall mean a work area where minimum prepping requirements prior to gross removal will consist of establishing a regulated area, installing critical barriers and two layers of polyethylene on the floor, establishing negative pressure, and having a three stage decontamination unit adjacent to the work area (unless a remote location is approved and established). Prepping for “containment” shall include critical barriers for windows (regardless whether they open or not) covering the entire window frame with 6 mil polyethylene sheeting.

In all cases, the term “full containment” shall mean a work area where minimum prepping requirements prior to gross removal are equal to that for a “containment”, except that all walls, ceilings and other items that are not be removed shall be covered with at least one layer of polyethylene prior to gross removal. Contractor shall maintain a three-stage decontamination unit adjacent to the work areas; remote decontamination is not allowed. For full containment work, a manometer will be used to constantly monitor the pressure differential across the critical barrier. A minimum of -0.02 column inches of water pressure differential, relative to outside pressure, shall be established prior to the start of removal and maintained within the negative pressure enclosure as evidenced by manometric measurements. Contractor shall install and maintain a minimum number of air filtration devices in order to obtain at least four air changes in the work area per hour.

Contractor shall be required to perform critical barrier extension work as necessary for containments and full containments in order to establish negative pressure.

If more than one work activity will be performed in a given area, the more stringent work area preparation methods shall be followed.

Further clarifications of work procedures can be found in Section 02 82 16. The Contractor is responsible for verifying all the quantities of materials needed to complete the work. The information provided is not considered complete and accurate and is only provided to assist the Contractor.

Contractor shall provide a copy of all project submittals and employee documentation to Owner’s Abatement Consultant prior to the start of the work. Submittals shall include but are not limited to the following: project agreement, governmental notifications, company abatement license, insurance certificate, workers certifications, and workers compensation certificate. Project submittals to be submitted during the course of the project shall include daily logs, personnel air monitoring data and waste manifests.

Work shall be performed in accordance with all local, state and federal regulations including those under OSHA, the National Emissions Standards for Hazardous Air Pollutants (NESHAPs) and the Ohio Environmental Protection Agency (OEPA) as listed in Section 02 82 13.7 *Regulations*, and as described in Section 02 82 13.1 *Asbestos Abatement Work Procedures*. Any deviation from the Work Methodology must be submitted in writing to be approved by EA Group’s OEPA licensed Project Designer prior to implementation.

EA Group, acting on behalf of the Owner will be monitoring the project so that the Contractor follows the established Work Methodology. Coordination of the project is as follows:

EA Group
7118 Industrial Park Blvd.
Mentor, Ohio 44060
Scott Landis, CAHAPD, CAHES, CAHAS
440-951-3514

Class I and II Asbestos Abatement Work Procedures

Duct Insulation

The duct insulation removal work has been classified as OSHA Class I work, and will be conducted under full containment conditions utilizing negative pressure enclosures. Contractor shall perform demolition work as needed to access all asbestos-containing thermal system insulation. Negative pressure shall be demonstrated by Contractor installing a manometer for purposes of verifying that -0.02" water column is achieved and maintained. Prepping requirements for gross removal in full containments will include installing critical barriers, one layer of 4 - 6 mil polyethylene sheeting on all non-ACM walls, and a minimum of one layer on the floor. The Contractor shall seal HVAC system with two layers of 6 mil polyethylene sheeting as directed by the Owner and Owner's Abatement Consultant. Contractor shall maintain a three-stage decontamination unit adjacent to the work areas. Both the three-stage decontamination unit and required negative pressure (-0.02" water column) shall be maintained until final clearance sampling is completed and results meet the clearance criteria. Non-aggressive phase contrast microscopy (PCM) final clearance sampling and analysis shall be performed after the Contractor has successfully passed a visual inspection by the Owner's Abatement Consultant, and the Work areas have obtained at least four air changes after encapsulation.

Flooring (Floor Tile / Linoleum)

The flooring removal work has been classified as OSHA Class II work, and will either be completed within an existing full containment, or conducted within a containment in such a manner that the above-stated materials containing ACM are removed as intact as possible using hand tools and wet removal techniques. The above stated materials shall be treated as asbestos-containing and/or contaminated waste. Contractor shall include all flooring related work on regulatory notifications, regardless of the method of removal. Prepping for this Class II work shall include critical barriers and providing at least a visual indication of negative air. Contractor shall maintain a three-stage decontamination unit adjacent to the work areas. Contractor shall carefully remove any carpeting currently adhered to the asbestos containing flooring. If carpeting removal work results in floor tiles coming up with the carpeting, then carpeting will be removed in containment and disposed of as asbestos contaminated waste. Owner's Abatement Consultant will make final decisions on the handling of the carpeting. These waste materials shall be taken to an EPA approved landfill that accepts regulated asbestos-containing waste materials. For bidding purposes, Contractor may assume carpeting to be disposed of with the floor tile as asbestos contaminated waste. Non-aggressive PCM final clearance sampling and analysis shall be performed in the containments. Final clearance sampling will be performed after the Contractor has successfully passed a visual inspection by the Owner's Abatement Consultant, and the Work area has obtained at least four air changes after encapsulation.

Flooring Mastic (ACM and Trace ACM)

The flooring mastic removal work has been classified as OSHA Class II work, and will either be completed within an existing full containment, or conducted within a containment in such a manner that the above-stated quantities of ACM or trace ACM are removed as intact as possible using hand tools and wet removal techniques. All flooring mastic shall be treated as asbestos-containing and/or contaminated waste. Flooring mastic removal work can be completed utilizing a low odor chemical remover. Contractor shall include all flooring related work on regulatory notifications, regardless of the method of removal. Prepping for this Class II work shall include critical barriers and providing a visual indication of negative air. Contractor shall maintain a three-stage decontamination unit adjacent to the work areas. Contractor shall carefully remove any carpeting currently adhered to the asbestos-containing mastic. If carpeting removal work results in flooring mastic coming up with the carpeting, then carpeting will be removed in containment and disposed of as asbestos contaminated waste. Owner's Abatement Consultant will make final decision on the handling of the carpeting. Contractor may choose to remove mastic utilizing floor grinding and/or shot blasting with standard wetting procedures in a full containment. Contractor shall include flooring related work as Regulated Asbestos Containing Material (RACM) on regulatory notifications, since aggressive methods may be employed that will render the mastic friable. Prepping for this Class II work shall include critical barriers, a single layer of 4- to 6-mil polyethylene sheeting on all walls inside the containment, and establishing negative pressure to -0.02" relative to outside areas (if aggressive methods are used). Contractor shall maintain a three-stage decontamination unit adjacent to the work areas. These waste materials shall be taken to an EPA approved landfill that accepts regulated asbestos-containing waste materials. For bidding purposes, Contractor may assume carpeting to be disposed of with the mastic as asbestos contaminated waste. Non-aggressive PCM final clearance sampling and analysis shall be performed in the containments. Final clearance sampling will be performed after the Contractor has successfully passed a visual inspection by the Owner's Abatement Consultant, and the Work area has obtained at least four air changes after encapsulation.

1'x1' Ceiling Tile & Mastic, Plasters, Drywall System, Ceramic Wall Tile and Mastic

The ceiling tile & mastic, plaster, drywall, and ceramic wall tile w/mastic removal work is classified as OSHA Class II work, and will be conducted under containment conditions utilizing negative pressure enclosures. Contractor may demolish any non-ACM ceiling system and remove bulbs and ballasts in the work areas prior to abatement work, as long as the ACM ceiling system is not disturbed. Disturbance of the ACM ceiling system during ceiling demolition work, will result in the associated work having to be performed under containment conditions. Owner's Abatement Consultant will have the final decision on the handling of the non-ACM ceiling systems. The Contractor shall seal HVAC system with two layers of 6 mil polyethylene sheeting as directed by the Owner's Abatement Consultant. Contractor shall maintain a three-stage decontamination unit adjacent to the work areas and shall be maintained until final clearance sampling is completed and results meet the clearance criteria. Non-aggressive PCM final clearance sampling and analysis shall be performed after the Contractor has successfully passed a visual inspection by the Owner's Abatement Consultant, and the Work areas have obtained at least four air changes after encapsulation.

Duct Tape/Wrap, Sink Bottom Coating, Door Caulking, Window Caulking

Duct tape/wrap, coated sink bottom, door caulking and window caulking removal work has been classified as OSHA Class II work, and will be conducted by removing the materials intact within a regulated area utilizing hand tools and wet removal techniques. The Contractor shall perform all removal work in a manner so as to minimize damage to the ACM. Contractor shall dismantle all necessary materials in order to access ACM for removal. Contractor shall cover duct tape/wrap

with tape and poly then cut the duct at sections of bare metal. Abatement will be conducted by detaching the ACM from the base materials, wrapping them in at least two layers of 6-mil polyethylene sheeting, and disposing of them as regulated asbestos-containing waste material.

Contractor shall initially barrier tape each Work area to identify the regulated space. Double suiting procedures may be used, and there will be no mandatory showering. Decontamination zones will be established to accommodate the abbreviated double-suiting decontamination procedures. At a minimum, double suiting decontamination procedures will consist of vacuuming outer suit and wet wiping respirators and exposed skin within a designated decontamination area within the regulated area, removing and disposing the outer suit, then moving out to a designated decontamination area outside the regulated area and repeating the same procedure, then removing and disposing the inner suit. All suits will be disposed of as ACM waste. Prepping for this work shall include a drop cloth below each Work area. Contractor shall maintain a clean drop cloth adjacent to the work areas for decontaminating personal protective equipment and tools. The above stated materials shall be removed intact and double-bagged prior to being placed into a poly-lined waste dumpster. These materials shall be taken to an EPA approved landfill that accepts regulated asbestos-containing waste materials. No critical barriers or negative pressure containments are required providing the materials remain intact, but work areas do need to be regulated. Work areas shall be cleared with the Contractor having successfully passed a visual inspection by the Owner's Abatement Consultant.

Foundation Waterproofing

Foundation waterproofing removal work has been classified as OSHA Class II work, and will be conducted by removing the materials within a regulated area utilizing excavation and other mechanical equipment with wet removal techniques. The Contractor shall perform all removal work in a manner so as to minimize damage to the ACM. During excavation work, Contractor shall be removing sections of the foundation containing ACM waterproofing, and directly loading the material into double 6 mil poly-lined waste dumpsters for disposal as regulated asbestos-containing waste material.

Contractor shall initially barrier tape each Work area to identify the regulated space. For workers having direct contact with the ACM, double suiting procedures may be used, and there will be no mandatory showering. Decontamination zones will be established to accommodate the abbreviated double-suiting decontamination procedures as described above. All suits will be disposed of as ACM waste. Contractor shall maintain a clean drop cloth adjacent to the work areas for decontaminating personal protective equipment and tools. These materials shall be taken to an EPA approved landfill that accepts regulated asbestos-containing waste materials. No critical barriers or negative pressure containments are required providing the materials remain intact, but work areas do need to be regulated. Work areas shall be cleared with the Contractor having successfully passed a visual inspection by the Owner's Abatement Consultant.

NOT PART OF ASBESTOS ABATEMENT CONTRACTOR'S WORK

Trace Asbestos

The building at 99 East Erie Street contains trace asbestos drywall system and wall plaster. This material is not considered ACM by EPA's definition, but the samples that were analyzed do contain trace amounts of asbestos. The Occupational Safety and Health Administration (OSHA) regulates potential employee exposure to any amount of asbestos, including "trace" concentrations. Consequently, demolition activities that would affect the above stated materials would still be governed under certain OSHA regulations.

Work practices relating to individuals or contractors who perform work that disturbs materials classified as non-ACM but that contain <1% asbestos will apply to work being conducted in these areas. While no formal work practice training is required, certain basic work practices must be adhered to in order to minimize exposures. These shall include using wet methods to minimize the generation of dust during disturbance of the material. In addition, prohibited activities include the use of high speed abrasive disc saws or other powered tools that disturb the material unless they are outfitted with HEPA vacuum shrouds or other dust control mechanisms; the use of compressed air systems for any cleanup activities; and, dry sweeping, shoveling or other dry cleanup of dust or debris. Provided these procedures are followed, and a negative exposure assessment is obtained by the contractor showing that worker exposures are below the OSHA Permissible Exposure Limit (PEL) using these methods, no additional training or personal protective equipment will be needed to complete demolition work. It is critical that this information is provided to any individual or contractor who is expected to disturb the indicated materials. Demolition work disturbing the above stated materials does not get included on any governmental notifications, and the disposal of the demolition waste is not regulated as asbestos waste.

Non-Friable ACM to Remain in Place During Demolition

Also not part of the abatement contractor's work is 300 sf of Category 1 non-friable ACM roof flashing at 199-209 North St. Clair Street.

OSHA Air Monitoring

The Contractor shall conduct all OSHA monitoring. The Contractor shall provide to the Owner's Abatement Consultant written results within 96 hours of the sampling date. The Contractor shall monitor a minimum 25% of his personnel, focusing on those individuals who are likely to be exposed to the highest concentrations for each job function. Disputes on OSHA monitoring and late written results will be settled by requiring the Contractor to contract with a third party to do on site OSHA monitoring and analysis. The Contractor shall provide a copy of all project submittals and employee documentation to Owner's Abatement Consultant prior to the start of Work.

Respiratory Protection

Respiratory protection will consist of, at a minimum, powered air purifying respirators during Class I removal procedures, and half face air purifying respirators during Class II removal work. Respiratory protection can be downgraded to half face air purifying respirators only after providing a valid Negative Exposure Assessment or obtaining exposure assessment air monitoring data for a work shift showing no Time Weighted Average air fiber concentrations above 0.10 fibers per cubic centimeter or Excursion Limit concentrations above 1 fiber per cubic centimeter. In all Class I and II combined work areas, the higher level of protection must be used by all workers, regardless of the materials they are removing.

Asbestos Abatement Work During Demolition

Demolition monitoring may be performed by the Owner's Abatement Consultant. The Contractor shall be on-call (12-hour response) to provide a Certified Asbestos Hazard Abatement Specialist (CAHAS) and certified workers, if needed, with supplies and equipment necessary to perform abatement work during demolition activities when ACM requiring removal is revealed. Contractor shall maintain open notifications during demolition to allow for this work.

For potential demolition related work, Contractor shall submit unit pricing to provide a Certified Asbestos Hazard Abatement Specialist (CAHAS) for four hours with supplies and equipment necessary to remove ACM insulation found during building demolition. Contractor shall also submit unit pricing to provide a Certified Asbestos Hazard Abatement Worker (CAHAW) for four hours with supplies and equipment necessary to remove ACM insulation found during building demolition. Unit pricing for insulation removal and mobilization fee does not apply for this work.

Section 02 82 13.2 Notifications and Permits

The following information is provided for use by the Contractor for governmental agency notifications purposes:

Site Contact – Bill Gallagher
Site Phone Number – 440-530-2256

Site Location – 99 East Erie Street, Painesville, OH 44077
Building Square Footage – 6,000
Building Number of Floors - 2
Building Age – 100 years
Present / Past use – Residence, Office

Site Location – 125 East Erie Street, Painesville, OH 44077
Building Square Footage – 19,000
Building Number of Floors - 2
Building Age – 45 years
Present / Past use – Office

Site Location – 199-209 North St. Clair Street Street, Painesville, OH 44077
Building Square Footage – 9,600
Building Number of Floors - 2
Building Age – 100 years
Present / Past use – Residence

Asbestos removal notifications will be submitted by the Contractor on behalf of the Owner. The notifications will be submitted through the OEPA eBusiness Center on-line notification system or via certified mail to the following:

Ohio EPA Notification

Ohio EPA Central Office
Division of Air Pollution Control
P.O. Box 1049
Columbus, Ohio 43216-1049

The notifications will be for asbestos abatement purposes only and will not serve as notification for any building demolition that may be performed after abatement is complete.

Ohio EPA Notification

Send Written Notification as required by USEPA National Emission Standards for Hazardous Air Pollutants (NESHAPS) Asbestos Regulations (40 CFR 61, Subpart M) and Ohio EPA Asbestos Emissions Control regulations (OAC 3745-20-03) at least 10 days prior to beginning any work on asbestos-containing materials. No operations may begin on a date other than the one contained in the notice. Re-notification is required for changes in asbestos quantity greater than 20% and for changes in the scheduled dates or waste disposal information.

Notification: Include the following information in the notification:

An indication of whether the notice is the original or a revised notification.

Name, address, and telephone number of both the facility owner and operator, and the asbestos removal contractor owner or operator.

Description of the facility being demolished or renovated, including the size, age, present and prior use of the facility.

Estimate of the approximate amount of Regulated Asbestos Containing Material (RACM) to be removed from the facility in terms of length of pipe in linear feet of pipe, surface area in square feet on other facility components, or volume in cubic feet if off the facility components. Also, estimate the approximate amount of Category 1 and Category 2 non-friable ACM in the affected part of the facility that will not be removed before demolition.

Location of the facility being demolished or renovated.

Scheduled starting and completion dates of asbestos removal work and demolition or renovation.

Nature of planned demolition or renovation and method(s) to be used, and description of affected facility components.

Procedures to be used to comply with the requirements of USEPA National Emission Standards for Hazardous Air Pollutants (NESHAPS) Asbestos Regulations (40 CFR Part 61 Subpart M). Include asbestos removal and waste-handling emission control procedures.

Name and location of the waste disposal site where the friable asbestos waste material will be deposited.

A certification that at least one person trained in the provisions of NESHAPS (40 CFR Part 61, Subpart M) will supervise the stripping and removal described in the notification. The required training shall include as a minimum: applicability; notifications; material identification; control procedures for removals including, at least, wetting as defined by the USEPA, local exhaust ventilation, negative pressure enclosures, glove-bag procedures, and High Efficiency Particulate Air (HEPA) filters; waste disposal work practices; reporting and recordkeeping; asbestos hazards and worker protection. Evidence that the required training has been completed shall be posted and made available for inspection by the Administrator at the demolition or renovation site.

For facilities being demolished under an order of a State or local governmental agency, issued because the facility is structurally unsound and in danger of imminent collapse, the name, title, and authority of the State or local governmental representative who has ordered the demolition, and the date on which the demolition was ordered to begin. A copy of the order shall be attached

to the notification.

For emergency renovations, the date and hour that the emergency occurred, a description of the sudden, unexpected event, and an explanation of how the event caused an unsafe condition, or would cause equipment damage or an unreasonable financial burden.

Description of procedures to be followed in the event that unexpected RACM is found or Category 1 or 2 non-friable ACM becomes crumbled, pulverized, or reduced to powder.

Name, address, and telephone number of the waste transporter.

Ohio Environmental Protection Agency (OEPA) Notification

Send written notification as required by state and local regulations prior to beginning any work on asbestos-containing materials. The notification for OEPA must be submitted at least 10 days prior to beginning any asbestos-related work.

Section 02 82 13.3 Asbestos Hazard Abatement Project Agreement

No asbestos hazard contractor shall enter into an agreement to perform any aspect of an asbestos hazard abatement project unless the agreement is in writing and contains all the following provisions:

(1) All persons working on the project are licensed or certified by the Ohio Environmental Protection Agency;

(2) Phase contrast microscopy (PCM) will be performed for clearance sampling in portions scheduled for demolition. Therefore, in this area, all clearance monitoring shall be conducted in accordance with the National Institute of Occupational Safety and Health (NIOSH) method 7400 entitled "Fibers" published in the NIOSH Manual of Analytical Methods, 3rd edition, Second Supplement, August 1987 (or most recent version). A minimum of three samples shall be taken and show that the concentration of fibers for each sample is less than or equal to a limit of quantitation for PCM of 0.01 fibers per cubic centimeter (f/cc) of air.

(3) All clearance air sampling will be conducted by an Asbestos Hazard Evaluation Specialist or Air Monitoring Technician certified by the Ohio Environmental Protection Agency, or a Certified Industrial Hygienist (CIH) or Industrial Hygienist in Training (IHIT) as certified by the American Board of Industrial Hygiene;

(4) A detailed description of the project work scope, including the amount, indicated in linear or square feet, of asbestos-containing material to be abated, the exact location and type of that material, and whether or not a contained work site will be established as required by regulations of the United States Occupational Safety and Health Administration, 29 C.F.R. Part 1926.1101; and

(5) A requirement that all asbestos hazard abatement activities be done in accordance with all applicable federal, state, and local asbestos regulations.

Contractor is required to maintain a copy of the asbestos survey report at the job site.

Section 02 82 13.4 General Site and Project Requirements

Plan of Action

Submit a detailed plan of the procedures proposed for use in complying with the requirements of this specification. Include in the plan the location and layout of decontamination areas, the sequencing of asbestos work, the interface of trades involved in the performance of work, methods to be used to assure the safety of building occupants and visitors to the site, disposal plan including location of approved disposal site, and a detailed description of the methods to be employed to control pollution. Expand upon the use of portable HEPA ventilation system, closing out of the building's HVAC system, method of removal to prohibit visible emissions in work area, and packaging of removed asbestos debris. The plan must be approved by the Owner's Construction Manager prior to commencement of work.

Inspection

Prior to commencement of work, inspect areas in which work will be performed. Prepare a listing of damage to structure, surfaces, equipment or of surrounding properties which could be misconstrued as damage resulting from the work. Photograph or videotape existing conditions as necessary to document conditions. **The inspection will be performed by the Contractor and the Owner's Abatement consultant, or Construction Manager.** Dislocation of asbestos-containing materials may cause asbestos fibers to be released into the buildings' atmosphere, thereby creating a potential health hazard to workmen and building occupants. Notify all workers, supervisory personnel, subcontractors and consultants who will be at the job site of the seriousness of the hazard and of proper work procedures which must be followed.

Stop Work

If the Owner's Abatement Consultant or Construction Manager presents a written Stop Work order, immediately and automatically stop all work. Do not recommence work until authorized in writing by Owner's Abatement Consultant or Construction Manager. Stop Work conditions are explained in Section 02 82 13.8 Air Monitoring.

Contractor's Use of the Existing Building

Maintain the existing building in a safe and weather-tight condition throughout the abatement period. The contractor may be responsible for the cost of any damages to the building and/or building systems during the course of the project, but the Owner understands that since the building will be demolished a certain amount of damage may occur that will not be the responsibility of the Contractor. The Contractor is advised to contact the Owner or Owner's Construction Manager in the event any undue damage is expected. Take all precautions necessary to protect the building and its occupants during the project period. Keep public areas such as hallways, stairs, elevator lobbies and toilet rooms free from accumulation of waste, rubbish or construction debris. Smoking or open fires will not be permitted within the building enclosure.

Section 02 82 13.5 Project Coordination

This Section specifies administrative and supervisory requirements necessary for Project coordination including, but not necessarily limited to:

- Administrative and supervisory personnel.
- Pre-Construction Conference
- Daily Log
- Special reports.
- Contingency Plans
- Notifications to other entities at job site.
- Employee documentation, including certifications, licenses, physicians written opinions

Administrative and Supervisory Personnel

General Superintendent: Provide a full-time General Superintendent who is experienced in administration and supervision of asbestos abatement projects including work practices, protective measures for building and personnel, disposal procedures, etc. This person is the Contractors' Representative responsible for compliance with all applicable federal, state and local regulations, particularly those relating to asbestos-containing materials.

Experience and Training: The General Superintendent must have completed a course at an EPA Training Center or equivalent certificate course in asbestos abatement procedures, and have had a minimum of two (2) years on-the-job training in asbestos abatement procedures.

Competent Person: The General Superintendent is to be a Competent Person as required by OSHA in 29 CFR 1926.

Accreditation: The General Superintendent is to be accredited as an Asbestos Abatement Supervisor in accordance with the AHERA regulation 40 CFR Part 763, Subpart E, Appendix C, and be licensed as a Certified Asbestos Hazard Abatement Specialist in accordance with ODH regulations.

Pre-Construction Conference

An initial progress meeting, recognized as "Pre-Construction Conference" will be convened by the Construction Manager and Abatement Consultant prior to start of any work. Meet at project site, or as otherwise directed with Owner, Owner's Construction Manager, Project Administrator, General Superintendent and other entities concerned with the asbestos abatement work.

This is an organizational meeting, to review responsibilities and personnel assignments, to locate the containment and decontamination areas and temporary facilities including power, light, water, etc.

Daily Log

Maintain at the work site a Daily Log documenting the dates and time of but not limited to, meetings, visitations, personnel entering and leaving the work area, special or unusual events, air monitoring test results, documentation of inspections, removal of waste materials from work area, and final inspection/final clearance testing. Provide one (1) copy of this log to Owner's Abatement Consultant on a daily basis.

Contingency Plan

Prepare a contingency plan for emergencies including fire, accident, power failure, pressure differential system failure, supplied air system failure, or any other event that may require

modification or abridgement of decontamination or work area isolation procedures. Include in plan specific procedures for decontamination or work area isolation. Note that nothing in this specification should impede safe exiting or providing of adequate medical attention in the event of an emergency.

Post in clean room of Personnel Decontamination Unit telephone numbers and locations of emergency services including but not limited to fire, ambulance, doctor, hospital, police, power company and telephone company.

Notifications

Notify other entities at the job site of the nature of the asbestos abatement activities, location of asbestos-containing materials, requirements relative to asbestos set forth in these specifications and applicable regulations.

Notify emergency service agencies including fire, ambulance, police or other agency that may service the abatement work site in case of an emergency. Notification is to include methods of entering work area, emergency entry and exit locations, modifications to fire notification or fire fighting equipment, and other information needed by agencies providing emergency services.

Notifications of Emergency: Any individual at the job site may notify emergency service agencies if necessary without effect on this Contract or the Contract Sum.

Submittals

Before the Start of Work: Submit the following to the Owner's Abatement Consultant for review. No work shall begin until these submittals are returned with Owner's Abatement Consultant's approval for unrestricted use or final-but-restricted use.

Notification to Government Agencies: for permits and authorization to begin abatement procedures.

Accreditation: Submit evidence in the form of a current Asbestos Abatement License for the Contractor, and a training course certificate of accreditation for the General Superintendent as an asbestos abatement supervisor.

Insurance: Submit evidence of acceptable Asbestos Abatement Insurance as required in contract documents.

Contingency Plans for emergency actions.

Telephone Numbers and location of emergency services.

Notifications sent to other entities at the work site.

Notifications sent to emergency service agencies.

Section 02 82 13.6 Definitions Relative to Hazardous Materials Abatement

Accredited or Accreditation (when referring to a person or laboratory): A person or laboratory accredited in accordance with section 206 of Title II of the Toxic Substances Control Act (TSCA).

Aerosol: A system consisting of particles, solid or liquid, suspended in air.

Air Cell: Insulation normally used on pipes and duct work that is comprised of corrugated cardboard which is frequently comprised of asbestos combined with cellulose or refractory binders.

Air Monitoring: The process of measuring the fiber content of a specific volume of air.

Amended Water: Water to which a surfactant has been added to decrease the surface tension to 35 or less dynes.

Asbestos: The asbestiform varieties of serpentinite (chrysotile), riebeckite (crocidolite), cummingtonite-grunerite, anthophyllite, and actinolite-tremolite. For purposes of determining respiratory and worker protection both the asbestiform and non-asbestiform varieties of the above minerals and any of these materials that have been chemically treated and/or altered shall be considered as asbestos.

Asbestos-Containing Material (ACM): Any material containing more than 1% by weight of asbestos of any type or mixture of types.

Asbestos-Containing Building Material (ACBM): Surfacing ACM, thermal system insulation ACM, or miscellaneous ACM that is found in or on interior structural members or other parts of a building.

Asbestos-Containing Waste Material: Any material which is or is suspected of being or any material contaminated with an asbestos-containing material which is to be removed from a work area for disposal.

Asbestos debris: Pieces of ACBM that can be identified by color, texture, or composition, or means dust, if the dust is determined by an accredited inspector to be ACM.

Authorized Visitor: The Owner, the Owner's Representative, testing lab personnel, the Architect/Engineer, emergency personnel or a representative of any federal, state and local regulatory or other agency having authority over the project.

Barrier: Any surface that seals off the work area to inhibit the movement of fibers.

Breathing Zone: A hemisphere forward of the shoulders with a radius of approximately 6 to 9 inches.

Ceiling Concentration: The concentration of an airborne substance that shall not be exceeded.

Certified Industrial Hygienist (C.I.H.): An industrial hygienist certified in Comprehensive Practice by the American Board of Industrial Hygiene.

Demolition: The wrecking or taking out of any building component, system, finish or assembly of a facility together with any related handling operations.

Disposal Bag: A properly labeled 6 mil thick leak-tight plastic bags used for transporting asbestos waste from work and to disposal site.

Encapsulant: A material that surrounds or embeds asbestos fibers in an adhesive matrix, to prevent release of fibers.

Bridging encapsulant: an encapsulant that forms a discrete layer on the surface of an in situ

asbestos matrix.

Penetrating encapsulant: an encapsulant that is absorbed by the in situ asbestos matrix without leaving a discrete surface layer.

Removal encapsulant: a penetrating encapsulant specifically designed to minimize fiber release during removal of asbestos-containing materials rather than for in situ encapsulation.

Encapsulation: Treatment of asbestos-containing materials, with an encapsulant.

Enclosure: The construction of an air-tight, impermeable, permanent barrier around asbestos-containing material to control the release of asbestos fibers into the air.

Filter: A media component used in respirators to remove solid or liquid particles from the inspired air.

Friable Asbestos Material: Material that contains more than 1.0% asbestos by weight and that can be crumbled, pulverized, or reduced to powder by hand pressure when dry.

Glovebag: A sack (typically constructed of 6 mil transparent polyethylene or polyvinylchloride plastic) with inward projecting long sleeve gloves, which are designed to enclose an object from which an asbestos-containing material is to be removed.

HEPA Filter Vacuum Collection Equipment (or vacuum cleaner): High efficiency particulate air filtered vacuum collection equipment with a filter system capable of collecting and retaining asbestos fibers. Filters should be of 99.97% efficiency for retaining fibers of 0.3 microns or larger.

High-efficiency particulate air filter (HEPA): refers to a filtering system capable of trapping and retaining 99.97 percent of all monodispersed particles 0.3 um in diameter or larger.

Negative Pressure Respirator: A respirator in which the air pressure inside the respiratory-inlet covering is positive during exhalation in relation to the air pressure of the outside atmosphere and negative during inhalation in relation to the air pressure of the outside atmosphere.

Negative Pressure Ventilation System: A pressure differential and ventilation system.

Personal Monitoring: Sampling of the asbestos fiber concentrations within the breathing zone of an employee.

Pressure Differential and Ventilation System: A local exhaust system, utilizing HEPA filtration capable of maintaining a pressure differential with the inside of the Work Area at a lower pressure than any adjacent area, and which cleans recirculated air or generates a constant air flow from adjacent areas into the Work Area.

Protection Factor: The ratio of the ambient concentration of an airborne substance to the concentration of the substance inside the respirator at the breathing zone of the wearer. The protection factor is a measure of the degree of protection provided by a respirator to the wearer.

Repair: Returning damaged ACBM to an undamaged condition or to an intact state so as to prevent fiber release.

Respirator: A device designed to protect the wearer from the inhalation of harmful atmospheres.

Surfactant: A chemical wetting agent added to water to improve penetration, thus reducing the quantity of water required for a given operation or area.

Testing Laboratories: A "testing laboratory" is an independent entity engaged to perform specific inspections or tests, either at the project site or elsewhere, and to report on, and, if required, to interpret, results of those inspections or tests.

Time Weighted Average (TWA): The average concentration of a contaminant in air during a specific time period.

Visible Emissions: Any emissions containing particulate asbestos material that are visually detectable without the aid of instruments. This does not include condensed uncombined water vapor.

Wet Cleaning: The process of eliminating asbestos contamination from building surfaces and objects by using cloths, mops, or other cleaning utensils which have been dampened with amended water or diluted removal encapsulant and afterwards thoroughly decontaminated or disposed of as asbestos-contaminated waste.

Work Area: The area where asbestos-related work or removal operations are performed which is defined and/or isolated to prevent the spread of asbestos dust, fibers or debris, and entry by unauthorized personnel. Work area is a Regulated Area as defined by 29 CFR 1926.1101.

Section 02 82 13.7 Industry Standards

Applicability of Standards: Except where Contract Documents include more stringent requirements, applicable construction industry standards have the same force and effect as if bound or copied directly into Contract Documents. Such standards are made a part of the Contract Documents by reference. Individual Sections indicate which codes and standards the Contractor must keep available at the Project Site for reference.

Referenced industry standards take precedence over standards that are not referenced but recognized in the construction industry as applicable.

Non-referenced industry standards are not directly applicable to the work, except as a general requirement of whether the work complies with recognized construction industry standards.

Publication Dates: Where compliance with an industry standard is required, comply with standard in effect as of date of Contract Documents.

Updated Standards: At the request of the Owner's Construction Manager, Contractor or authority having jurisdiction, submit a Change Order proposal where applicable code or standard has been revised and reissued after the date of the Contract Documents and before performance of Work affected. The Owner's Construction Manager will decide whether to issue a Change Order to proceed with the updated standard.

Conflicting Requirements: Where compliance with two or more standards is specified, and they establish different or conflicting requirements for minimum quantities or quality levels, the most stringent requirement will be enforced, unless the Contract Documents indicate otherwise.

Copies of Standards: Each entity engaged in construction on the Project is required to be familiar with industry standards applicable to that entities' construction activity. Copies of applicable

standards are not bound with the Contract Documents.

Where copies of standards are needed for performance of a required construction activity, the Contractor shall obtain copies directly from the publication source.

Abbreviations and Names: Trade association names and titles of general standards are frequently abbreviated. The following acronyms or abbreviations as referenced in Contract Documents are defined to mean the associated names. Names and addresses are subject to change, and are believed to be, but are not assured to be, accurate and up-to-date as of date of Contract Documents:

- AIHA American Industrial Hygiene Association
2700 Prosperity Avenue
Fairfax, VA 22031
703/849-8888

- AIA American Institute of Architects
1735 New York Ave. NW
Washington, DC 20006
202/626-7474

- ANSI American National Standards Institute
1430 Broadway
New York, NY 10018
212/354-3300

- ASHRAE Am. Society for Heating, Refrigerating, and Air Conditioning Eng.
1791 Tullie Circle NE
Atlanta, GA 30329
404/636-8400

- ASME American Society of Mechanical Engineers
345 East 47th Street
New York, NY 10017
212/705-7722

- ASPE American Society of Plumbing Engineers
3716 Thousand Oaks Boulevard, Suite 210
Westlake, CA 91362
805/495-7120

- ASTM American Society for Testing and Materials
1916 Race St.
Philadelphia, PA 19103
215/299-5400

- AWCI Association of the Wall and Ceiling Industries-International
25 K Street, NW
Washington, DC 20002
202/783-2924

- CFR Code of Federal Regulations
Available from Government Printing Office;

Washington, DC 20402

202/783-3238

- CGA Compressed Gas Association
1235 Jefferson Davis Highway
Arlington, VA 22202
703/979-0900
- CS Commercial Standard of NBS
(U.S. Dept. of Commerce)
Government Printing Office
Washington, DC 20402
202/377-2000
- DOT Department of Transportation
400 Seventh St., SW
Washington, DC 20590
202/426-4000
- EPA Environmental Protection Agency
401 M St., SW
Washington, DC 20460
202/382-3949
- FS Federal Specification (General Services Admin.)
7th and D Streets, SW
Washington, DC 20406
202/472-2205 or 2140
- GA Gypsum Association
1603 Orrington Ave.
Evanston; IL 60201
312/491-1744
- GSA General Services Administration
F St. and 18th St., NW
Washington, DC 20405
202/655-4000
- IEEE Institute of Electrical and Electronic Engineers
345 E. 47th Street
New York, NY 10017
212/705-7900
- MIL Military Standardization Documents (U.S. Dept. of Defense)
Naval Publications and Forms Center
5801 Tabor Ave., Philadelphia, PA 19120
- NBS National Bureau of Standards
(U.S. Dept. of Commerce)
Gaithersburg, MD 20234
301/921-1000

- NEC National Electrical Code (by NFPA)
- NFPA National Fire Protection Association
Batterymarch Park
Quincy, MA 02269
617/770-3000
- NRCA National Roofing Contractors Association
6250 River Road
Rosemont, IL 60018
312/318-6722
- OSHA Occupational Safety & Health Administration
(U.S. Dept. of Labor)
Government Printing Office
Washington, DC 20402
202/783-3238
- PS Product Standard of NBS
(U.S. Dept. of Commerce)
Government Printing Office
Washington, DC 20402
202/783-3238
- RFCI Resilient Floor Coverings Institute
966 Hungerford Drive, Suite 12-B
Rockville, MD 20805
301/340-8580
- UL Underwriters Laboratories
333 Pfingsten Rd.
Northbrook, IL 60062
312/272-8800

Section 02 82 13.8 Regulations – Hazardous Materials Abatement

This section sets forth governmental regulations and industry standards, which are included and incorporated herein by reference and made a part of the specification. This section also sets forth those notices and permits which are known to the Owner and which either must be applied for and received, or which must be given to governmental agencies before start of work.

Requirements include adherence to work practices and procedures set forth in applicable codes, regulations and standards.

Requirements include obtaining permits, licenses, inspections, releases and similar documentation, as well as payments, statements and similar requirements associated with codes, regulations, and standards.

Codes and Regulations

General Applicability of Codes and Regulations, and Standards: Except to the extent that more explicit or more stringent requirements are written directly into the contract documents, all

applicable codes, regulations, and standards have the same force and effect (and are made a part of the contract documents by reference) as if copied directly into the contract documents, or as if published copies are bound herewith.

Contractor Responsibility: The Contractor shall assume full responsibility and liability for the compliance with all applicable Federal, State, local, and patent regulations, and requirements pertaining to work practices, hauling, disposal, and protection of workers, visitors to the site, and persons occupying areas adjacent to the site. The Contractor is responsible for providing medical examinations and maintaining medical records of personnel as required by the applicable Federal, State, and local regulations. The Contractor shall hold the Owner and Owner's Abatement Consultant harmless for failure to comply with any applicable work, hauling, disposal, safety, health or other regulation on the part of himself, his employees, or his subcontractors. Further, the Contractor shall be solely responsible for any and all infringements or alleged infringements of patents, processes, copyrights, and/or license requirements by reason of the use in or about the performance of any of the work herein provided for, of any materials or processes, whether such materials or processes are specified or not, and the Contractor agrees to save the Owner and Owner's Abatement Consultant harmless from any and all damages of whatsoever kind or nature (including reasonable attorney's fees) arising or growing out of or based upon or due to any such infringements or alleged infringements. The Contractor agrees that in case the Owner or Owner's Representative or either of them, are made parties to any suit or proceeding arising out of any such infringements or alleged infringements, the Contractor shall protect and defend the Owner and Owner's Representative and/or the Owner or Owner's Representatives and each of them, in such suit or proceeding, and will save them and each of them harmless from any and all costs, expenses and reasonable attorney's fees incurred by them or either of them, and from any and all judgments entered against them or either of them in and about or arising out of said infringements or alleged infringements.

Federal Requirements: which govern asbestos abatement work or hauling and disposal of asbestos waste materials include but are not limited to the following:

OSHA: U.S. Department of Labor, Occupational Safety and Health Administration, (OSHA), including but not limited to:

- Asbestos
Title 29, Part 1910, Section 1001 and Part 1926, Section 1101 of the Code of Federal Regulations
- Respiratory Protection
Title 29, Part 1910, Section 134 of the Code of Federal Regulations
- Construction Industry
Title 29, Part 1926, of the Code of Federal Regulations
- Access to Employee Exposure and Medical Records
Title 29, Part 1910, Section 2 of the Code of Federal Regulations
- Hazard Communication
Title 29, Part 1910, Section 1200 of the Code of Federal Regulations
- Specifications for Accident Prevention Signs and Tags
Title 29, Part 1910, Section 145 of the Code of Federal Regulations

DOT: U. S. Department of Transportation, including but not limited to:

- Hazardous Substances
Title 29, Part 171 and 172 of the Code of Federal Regulations

EPA: U. S. Environmental Protection Agency (EPA), including but not limited to:

- National Emission Standard for Hazardous Air Pollutants (NESHAPS)
- National Emission Standard for Asbestos
- Title 40, Part 61, Sub-part A, and Sub-part M (Revised Sub-part B) of the Code of Federal Regulations

State Requirements: which govern asbestos abatement work or hauling and disposal of asbestos waste materials may include but are not limited to the following:

- Ohio Environmental Protection Agency
- Ohio Department of Health
- Labor Department
- Department of Transportation
- Building Department
- Department of Sanitation
- Occupational Safety And Health

Permits

All asbestos containing waste is to be transported by an entity maintaining a current "Industrial waste hauler permit" specifically for asbestos-containing materials, as required for transporting of waste asbestos-containing materials to a disposal site.

Licenses

Maintain current licenses as required by applicable state or local jurisdictions for the removal, transporting, disposal or other regulated activity relative to the work of this contract.

Posting and Filing of Regulations

Post all notices required by applicable federal, state and local regulations. Maintain two (2) copies of applicable federal, state and local regulations and standard. Maintain one copy of each at job site. Keep on file in Contractor's office one copy of each.

Submittals

Submit the following to the Owner's Abatement Consultant for review prior to the start of work.

Permits, Licenses, and Certificates: For the Owner's records, submit copies of permits, licenses, certifications, inspection reports, releases, jurisdictional settlements, notices, receipts for fee payments, judgments, and similar documents, correspondence and records established in conjunction with compliance with standards and regulations bearing upon performance of the Work including:

Notices: Submit notices required by federal, state and local regulations together with proof of timely transmittal to agency requiring the notice.

Permits: Submit copies of current valid permits required by state and local regulations.

Licenses: Submit copies of all State and local licenses and permits necessary to carry out the work of this contract.

Section 02 82 13.9 Air Monitoring

This section describes work being performed by the Owner's Abatement Consultant. This work is not in the Contract Sum.

This section describes air monitoring carried out by the Owner's Abatement Consultant to verify that the building beyond the work area and the outside environment remains uncontaminated. This section also sets forth airborne fiber levels both inside and outside the work area as action levels, and describes the action required by the Contractor if an action level is met or exceeded.

The Testing Laboratory conducting the air monitoring and analysis shall be accredited by the American Industrial Hygiene Association and National Voluntary Laboratory Accreditation Program.

Air monitoring required by OSHA is the responsibility of the Contractor, but personnel air sample analysis can be performed by the Owner's Abatement Consultant if authorization is given by the Owner. The Owner's Abatement Consultant reserves the right to perform personal monitoring on Contractor personnel at his discretion.

Air Monitoring

Work Area Isolation: The purpose of the air monitoring is to detect faults in the work area isolation such as:

Contamination of the building outside of the work area with airborne asbestos fibers;

Failure of filtration or rupture in the differential pressure system;

Contamination of air outside the building.

Should any of the above occur immediately cease asbestos abatement activities until the fault is corrected. Do not recommence work until authorized by the Owner's Abatement Consultant.

Work Area Airborne Fiber Count: The Owner's Abatement Consultant will monitor airborne fiber counts in the Work Area. The purpose of this air monitoring will be to detect airborne asbestos concentrations which may challenge the ability of the Work Area isolation procedures to protect the balance of the building or outside of the building from contamination by airborne fibers.

Work Area Clearance: To determine if the elevated airborne fiber counts encountered during abatement operations have been reduced to an acceptable level, the Owner's Abatement Consultant will sample and analyze air per Section 02 82 16.9 Work Area Clearance.

The Owner's Abatement Consultant will be conducting air monitoring throughout the course of the project.

Stop Action Levels

Inside Work Area: Maintain an average airborne count in the work areas of less than 0.1 fibers per cubic centimeter for eight-hour Time Weighted Average (TWA) samples or 1.0 fibers per cubic centimeter for OSHA Excursion Limit samples during work. If the TWA fiber count for any 8-hour period exceeds 0.10 fibers per cubic centimeter, or any OSHA Excursion level exceeds 1.0 fibers

per cubic centimeter, work stoppage will occur and corrective actions will be instituted and work procedures revised to lower fiber counts. Do not recommence work until authorized by Owner's Representative.

Outside Work Area: If any air sample taken outside of the Work Area exceeds the higher of either the base line or 0.01 fibers per cubic centimeter, immediately stop all work except for corrective actions. The Owner's Abatement Consultant will determine the source of the high reading and will notify the Contractor.

If the high reading was the result of a failure of Work Area isolation measures initiate the following actions:

Immediately erect new critical barriers as set forth in Section 02 82 16.4 Temporary Enclosures to isolate the affected area from the balance of the building. Erect critical barriers at the next existing structural isolation of the involved space (eg. wall, ceiling, floor). Decontaminate the affected area using wet cleaning procedures.

Require that respiratory protection as set forth in Section 02 82 21 Respiratory Protection be worn in affected area until area is cleared for reoccupancy in accordance with Section 02 82 16.9 Work Area Clearance.

Leave critical barriers in place until completion of work and insure that the operation of the pressure differential system in the Work Area results in a flow of air from the balance of the building into the affected area.

If the exit from the clean room of the personnel decontamination unit enters the affected area, establish a decontamination facility consisting of a Shower Room and Changing Room as set forth in Section 02 82 16.6 Decontamination Units at entry point to affected area.

After Certification of Visual Inspection in the Work Area remove critical barriers separating the work area from the affected area. Final air samples will be taken within the entire area as set forth in Section 02 82 16.9 Work Area Clearance.

If the high reading was the result of other causes initiate corrective action as determined by the Owner's Abatement Consultant.

Effect on Contract Sum: Complete corrective work with no change in the Contract Sum if high airborne fiber counts were caused by Contractor's activities.

Analytical Methods

Phase Contrast Microscopy (PCM) will be performed using the NIOSH 7400A method. This method will be utilized by the Owner's Representative in analyzing the filters used to collect air samples. Samples will be collected on 25 mm. cassettes containing 0.8 micrometer mixed cellulose ester. The number and volume of air samples taken will be determined by the Owner's Abatement Consultant. A complete record of all air monitoring and results will be furnished to the Owner, and the Contractor.

Section 02 82 16 Engineering Controls for Asbestos-Containing Materials

Section 02 82 16.1 Temporary Facilities

Provide and maintain temporary connection to existing building utilities or provide and maintain temporary facilities as required herein or as necessary to carry out the work. Use qualified tradesmen for installation of temporary services and facilities. Locate temporary services and facilities where they will serve the entire project adequately and result in minimum interference with the performance of the Work. Require that tradesmen accomplishing this work be licensed as required by local authority for the work performed.

Relocate, modify and extend services and facilities as required during the course of work so as to accommodate the entire work of the project.

Section 02 82 16.2 Materials and Equipment

Provide new or used materials and equipment that are undamaged and in serviceable condition. Provide only materials and equipment that are recognized as being suitable for the intended use, by compliance with appropriate standards.

Scaffolding

Provide all scaffolding, ladders and/or staging, etc. as necessary to accomplish the work of this contract. Scaffolding may be of suspension type or standing type such as metal tube and coupler, tubular welded frame, pole or outrigger type or cantilever type. The type, erection and use of all scaffolding shall comply with all applicable OSHA, State of Ohio and Local provisions. Equip rungs of all metal ladders, etc. with an abrasive non-slip surface. Provide a nonskid surface on all scaffold surfaces subject to foot traffic.

During the erection and/or moving of scaffolding, care must be exercised so that the polyethylene floor covering is not damaged. Clean as necessary debris from non-slip surfaces. At the completion of abatement work clean all construction aids within the work area, wrap in one layer of 6 mil polyethylene sheet and seal before removal from the Work Area.

Water Service

Temporary Water Service Connection: All connections to the building's water system shall include backflow protection. Valves shall be temperature and pressure rated for operation of the temperatures and pressures encountered. After completion of use, connections and fittings shall be removed without damage or alteration to existing water piping and equipment. Leaking or dripping valves shall be piped to the nearest drain or located over an existing sink or grade where water will not damage existing finishes or equipment. All temporary water connections will be shut off on a daily basis before contractor leaves the work site.

Water Hoses: Employ heavy-duty abrasion-resistant hoses with a pressure rating greater than the maximum pressure of the water distribution system to provide water into each work area and to each Decontamination Unit. Provide fittings as required to allow for connection to existing wall hydrants or spouts, as well as temporary water heating equipment, branch piping, showers, shut-off nozzles and equipment.

Hot Water: Hot water will not be available, therefore contractor will be responsible for providing their own temporary, portable hot water heater. All temporary systems must be equipped with backflow protection installed at point of connection as described in this section under Temporary

Water Service connection.

Maintain hose connections and outlet valves in leakproof condition. Where finish work below an outlet might be damaged by spillage or leakage, provide a drip pan of suitable size to minimize the possibility of water damage. Drain water promptly from pans as it accumulates.

Electrical Services

General: Comply with applicable NEMA, NECA and UL standards and governing regulations for materials and layout of temporary electric service. Submit estimated maximum amperage needed.

Temporary Power: Provide and maintain service to Decontamination Unit sub-panel with minimum 60 amp, 2 pole circuit breaker or fused disconnect connected to the buildings main distribution panel. Sub-panel and disconnect shall be sized and equipped to accommodate all electrical equipment required for completion of the work.

Voltage Differences: Provide identification warning signs at power outlets which are other than 110-120 volt power. Provide polarized outlets for plug-in type outlets, to prevent insertion of 110-120 volt plugs into higher voltage outlets. Dry type transformers shall be provided where required to provide voltages necessary for work operations.

Ground Fault Protection: Equip all circuits for any purpose entering Work Area with ground fault circuit interrupters (GFCI). Locate GFCI's exterior to Work Area so that all circuits are protected prior to entry to Work Area. Provide circuit breaker type ground fault circuit interrupters (GFCI) equipped with test button and reset switch for all circuits to be used for any purpose in work area, decontamination units, exterior, or as otherwise required by national electrical code, OSHA or other authority. Locate in panel exterior to Work Area.

Electrical Power Cords: Use only grounded extension cords; use "hard-service" cords where exposed to abrasion and traffic. Use single lengths or use waterproof connectors to connect separate lengths of electric cords, if single lengths will not reach areas of work.

Lamps and Light Fixtures: Provide general service incandescent lamps or fluorescent lamps of wattage indicated or required for adequate illumination as required by the work or this section. Protect lamps with guard cages or tempered glass enclosures, where fixtures are exposed to breakage by construction operations. Provide vapor tight fixtures in work area and decontamination units. Provide exterior fixtures where fixtures are exposed to the weather or moisture.

Lockout: Lockout of all existing power to or through the work area as described below will be carried out by the Contractor with the assistance of the Owner. Unless specifically noted otherwise existing power and lighting circuits to the Work Area are not to be used. All power and lighting to the Work Area and Decontamination facilities are to be provided from temporary electrical panel described below.

Lockout power to Work Area by switching off all breakers serving power or lighting circuits in work area. Label breakers with tape over breaker with notation "DANGER circuit being worked on." Lock panel and have all keys under control of Contractor or Owner's Construction Manager.

Lockout power to circuits running through Work Area wherever possible by switching off all breakers serving these circuits. Label breakers with tape over breaker with notation "DANGER circuit being worked on." Sign and date danger tag. Lock panel and supply keys to Contractor or Owner's Construction Manager. If circuits cannot be shut down for any reason, label at intervals 4'-

0" on center with tags reading, "DANGER live electric circuit. Electrocutation hazard."

Temporary Electrical Panel: Provide temporary electrical panel sized and equipped to accommodate all electrical equipment and lighting required by the work. Connect temporary panel to existing building electrical system. Protect with circuit breaker or fused disconnect. Locate temporary panel as directed by Contractor or Owner's Construction Manager.

Power Distribution System: Provide circuits of adequate size and proper characteristics for each use. In general run wiring overhead, and rise vertically where wiring will be at least exposed to damage from construction operations.

Circuit Protection: Protect each circuit with a ground fault circuit interrupter (GFCI) of proper size located in the temporary panel. Do not use outlet type GFCI devices.

Temporary Wiring: in the Work Area shall be type UF non-metallic sheathed cable located overhead and exposed for surveillance. Do not wire temporary lighting with plain, exposed (insulated) electrical conductors. Provide liquid tight enclosures or boxes for wiring devices.

Number of Branch Circuits: Provide sufficient branch circuits as required by the work. All branch circuits are to originate at temporary electrical panel. At minimum provide the following:

- One circuit for each HEPA filtered fan unit
 - For power tools and task lighting, provide one temporary 4-gang outlet in the following locations. Provide a separate 110-120 Volt, 20 Amp circuit for each 4-gang outlet (4 outlets per circuit).
 - One outlet in the work area for each 2500 square feet of work area
 - One outlet at each decontamination unit, located in equipment room
 - 110-120 volt 20 amp branch circuits with 4-gang outlet for Owner's Abatement Consultant's use while conducting air sampling during the work as follows:
-
- One in each work area.
 - One at clean side of each Decontamination Unit.
 - Two outside work area in location designated by Owner's Abatement Consultant.

Temporary Lighting

Lock out all existing power to lighting circuits in Work Area as described in Section 02 82 16.1 Temporary Facilities. Unless specifically noted otherwise existing lighting circuits to the Work Area are not to be used. All lighting to the Work Area and Decontamination facilities is to be provided from temporary electrical panel described above.

Provide the following or equivalent where natural lighting or existing building lighting does not meet the required light level:

One 200-watt incandescent lamp per 1000 square feet of floor area, uniformly distributed, for general construction lighting, or equivalent illumination of a similar nature. In corridors and similar traffic areas provide one 100-watt incandescent lamp every 50 feet. In stair ways and at ladder runs, provide one lamp minimum per story, located to illuminate each landing and flight. Provide sufficient temporary lighting to ensure proper workmanship everywhere; by combined use of daylight, general lighting, and portable plug-in task lighting.

Provide lighting in areas where work is being performed as required.

Provide lighting in any area being subjected to a visual inspection as required.

Provide lighting in the Decontamination Unit as required.

Number of Lighting Circuits: Provide sufficient lighting circuits as required by the work. All lighting circuits are to originate at temporary electrical panel.

Circuit Protection: Protect each circuit with a ground fault circuit interrupter (GFCI) of proper size located in the temporary panel.

Temporary Heat

Heating Units: Provide temporary heating units that have been tested and labeled by UL, FM or another recognized trade association related to the fuel being consumed. Use steam or hot water radiant heat where available, and where not available use electric resistant fin radiation supplied from a branch circuit with ground fault circuit interrupter. Provide temporary heat where indicated or needed for performance of the Work. Maintain a minimum temperature of 50 degrees F. in the Work Area at all times.

First Aid

Comply with governing regulations and recognized recommendations within the construction industry.

Fire Extinguishers

Provide Type "ABC" dry chemical fire extinguishers that meet NFPA standards for all locations. Comply with the applicable recommendations of NFPA Standard 10 "Standard for Portable Fire Extinguishers". Locate fire extinguishers where they are most convenient and effective for their intended purpose, but provide not less than one extinguisher in each Work Area in Equipment Room and One outside Work Area in Clean Room.

Section 02 82 16.3 Temporary Pressure Differential and Circulation System

The pressure differential between the Work Area and the building outside of the Work Area should be tested using the smoke tube test.

Submittals

Before Start of Work: Submit design of pressure differential system to the Owner's Abatement Consultant for review.

- Number of HEPA filtered fan units required and the calculations necessary to determine the number of machines
- Location of the machines in the Work Area
- Method of supplying adequate power to the machines and designation of building electrical panel(s) which will be supplying the power
- Description of work practices to insure that airborne fibers travel away from workers

HEPA Filtered Fan Units

General: Supply the required number of HEPA filtered fan units to the site in accordance with these specifications. Use units that meet the following requirements.

HEPA Filters: Provide units whose final filter is the HEPA type with the filter media (folded into closely pleated panels) completely sealed on all edges with a structurally rigid frame.

Prefilters, which protect the final filter by removing the larger particles, are required to prolong the operating life of the HEPA filter. Two stages of prefiltration are required. Provide units with the following prefilters:

- First-stage prefilter: low-efficiency type (e.g., for particles 100 um and larger)
- Second-stage (or intermediate) filter: medium efficiency (eg., effective for particles down to 5 um)

Provide units with prefilters and intermediate filters installed either on or in the intake grid of the unit and held in place with special housings or clamps.

Safety and Warning Devices: Provide units with the following safety and warning devices:

- Electrical (or mechanical) lockout to prevent fan from operating without a HEPA filter
- Automatic shutdown system to stop fan in the event of a rupture in the HEPA filter or blocked air discharge
- Warning lights to indicate normal operation (green), too high a pressure drop across the filters (i.e., filter overloading) (yellow), and too low of a pressure drop (i.e., rupture in HEPA filter or obstructed discharge) (red)
- Audible alarm if unit shuts down due to operation of safety systems

Electrical components: Provide units with electrical components approved by the National Electrical Manufacturers Association (NEMA) and Underwriter's Laboratories (UL). Each unit is to be equipped with overload protection sized for the equipment. The motor, fan, fan housing, and cabinet are to be grounded.

Pressure Differential Isolation

Isolate the Work Area from all adjacent areas or systems of the building with a Pressure Differential that will cause a movement of air from outside to inside at any breach in the physical isolation of the Work Area.

Relative Pressure in Work Area: Continuously maintain the work area at an air pressure that is lower than that in any surrounding space in the building, or at any location in the immediate proximity outside of the building envelope. This pressure differential when measured across any physical or critical barrier must equal or exceed a static pressure of 0.02 inches of water.

Accomplish the pressure differential by exhausting a sufficient number of HEPA filtered fan units from the work area. The number of units required will depend on machine characteristics, the seal at barriers, and required air circulation. The number of units will increase with increased make-up air or leaks into the Work Area. Determine the number of units required for pressure isolation by the following procedure:

- Establish required air circulation in the work area and personnel decontamination units.
- Exhaust a sufficient number of units from the work area to develop the required pressure differential.
- The required number of units is the number determined above plus one additional unit.

Vent HEPA filtered fan units to outside of building unless authorized in writing by Owner's Abatement Consultant.

Isolation of return air ductwork: Return air duct work which must be kept operating may be located in the Work Area. This duct work must be isolated from the Work Area.

Wrap the duct with 6 mil polyethylene. Seal all polyethylene seams with spray glue and duct tape.

Air Circulation in the Work Area

Air Circulation: For purposes of this section air circulation refers to either the introduction of outside air to the Work Area or the circulation and cleaning of air within the Work Area.

Air circulation in the Work Area is a minimum requirement intended to help maintain airborne fiber counts at a level that does not significantly challenge the work area isolation measures. The Contractor may also use this air circulation as part of the engineering controls in his worker protection program.

Determining the Air circulation Requirements: Provide a fully operational air circulation system supplying a minimum of 4 air changes per hour.

Determine Number of Units needed to achieve required air circulation according to the following procedure:

Determine the volume in cubic feet of the work area by multiplying floor area by ceiling height. Determine total air circulation requirement in cubic feet per minute (CFM) for the work area by dividing this volume by the air change rate and multiplying by 60.

$$\text{Air Circulation Required in CFM} = \frac{\text{Vol of work area (cu. ft.)} * \text{Number of air changes/hr}}{60 \text{ minutes per hour}}$$

Divide the air circulation requirement (CFM) above by capacity of HEPA filtered fan unit(s) used. Capacity of a unit for purposes of this section is the capacity in cubic feet per minute with fully loaded filters (pressure differential which causes loaded filter warning light to come on) in the machine's labeled operating characteristics.

$$\text{Number of Units Needed} = \frac{\text{Air circulation Requirement (CFM)}}{\text{Capacity of Unit with Loaded Filters (CFM)}}$$

Add one (1) additional unit as a backup in case of equipment failure or machine shutdown for filter changing.

Exhaust System

Pressure differential isolation and air circulation in the Work Area are to be accomplished by an exhaust system as described below.

Exhaust all units from the Work Area to meet air circulation requirement of this section.

Location of HEPA Filtered Fan Units: Locate fan unit(s) so that makeup air enters work area primarily through decontamination facilities and traverses Work Area as much as possible. This may be accomplished by positioning the HEPA filtered fan unit(s) at a maximum distance from the worker access opening or other makeup air sources.

Place at end of unit an intake duct or its exhaust duct through an opening in the plastic barrier or wall covering. Seal plastic around the unit or duct with tape.

Vent to outside of building, unless authorized by the Owner's Abatement Consultant.

Decontamination Units: Arrange Work Area and decontamination units so that the majority of make up air comes through the Decontamination Units.

Supplemental Makeup Air Inlets: Provide where required for proper air flow through the Work Area in location approved by the Owner's Abatement Consultant by making openings in the plastic sheeting that allow air from outside the building into the Work Area. Locate auxiliary makeup air inlets as far as possible from the fan unit(s) (e.g., on an opposite wall), off the floor (preferably near the ceiling), and away from barriers that separate the Work Area from occupied clean areas. Cover with flaps to reseal automatically if the pressure differential system should shut down for any reason. Spray flap and around opening with spray adhesive so that if flap closes meeting surfaces are both covered with adhesive. Use adhesive that forms contact bond when dry.

Air Circulation in Decontamination Units

Pressure Differential Isolation: Continuously maintain the pressure differential required for the work area in the:

Personnel Decontamination Unit: Across the Shower Room with the Equipment Room at a lower pressure than the Clean room.

Air Circulation: Continuously maintain air circulation in Decontamination Units at same level as required for Work Area.

Air Movement: Arrange air circulation through the Personnel Decontamination Unit so that it produces a movement of air from the Clean Room through the Shower Room into the Equipment Room.

Use of the Pressure Differential and Air Circulation System

Each unit shall be serviced by a dedicated minimum 115V-20A circuit with ground fault circuit interrupter (GFCI) supplied from temporary power supply installed under requirements of Section 02 82 16.1 Temporary Facilities." Do not use existing branch circuits to power fan units.

Testing the System: Test pressure differential system before any asbestos-containing material is wetted or removed. After the Work Area has been prepared, the decontamination facility set up, and the fan unit(s) installed, start the unit(s) (one at a time). Demonstrate operation and testing of pressure differential system to Owner's Abatement Consultant.

Demonstrate Operation of the pressure differential system to the Owner's Abatement Consultant will include, but not be limited to, the following:

Plastic barriers and sheeting move lightly in toward Work Area.

Curtain of decontamination units move lightly in toward Work Area.

There is a noticeable movement of air through the Decontamination Unit.

Use smoke tube to demonstrate air movement from Clean Room through Shower Room to Equipment Room.

Use smoke tubes to demonstrate a definite motion of air across all areas in which work is to be performed.

Modify the pressure differential system as necessary to demonstrate successfully the above.

Use of System During Abatement Operations:

Start fan units before beginning work (before any asbestos-containing material is disturbed). After abatement work has begun, run units continuously to maintain a constant pressure differential and air circulation until decontamination of the work area is complete. Do not turn off units at the end of the work shift or when abatement operations temporarily stop.

Do not shut down air pressure differential system during encapsulating procedures, unless authorized by the Owner's Abatement Consultant in writing. Supply sufficient pre-filters to allow frequent changes.

Start abatement work at a location farthest from the fan units and proceed toward them. If an electric power failure occurs, immediately stop all abatement work and do not resume until power is restored and fan units are operating again.

At completion of abatement work, allow fan units to run as specified under Section 02 82 16.9 Work Area Clearance, to remove airborne fibers that may have been generated during abatement work and cleanup and to purge the Work Area with clean makeup air. The units may be required to run for a longer time after decontamination, if dry or only partially wetted asbestos material was encountered during any abatement work.

Dismantling the System:

When a final inspection and the results of final air tests indicate that the area has been decontaminated, fan units may be removed from the Work Area. Before removal from the Work Area, remove and properly dispose of pre-filter, decontaminate exterior of machine and seal intake to the machine with 6 mil polyethylene to prevent environmental contamination from the filters.

Section 02 82 16.4 Temporary Enclosures

Sheet Plastic

Polyethylene Sheet: A single flame resistant polyethylene film in the largest sheet size possible to minimize seams, 6.0 mil thick as indicated, clear, frosted, or black as indicated. In some cases, 4-mil polyethylene sheeting may be used.

Reinforced Polyethylene Sheet: Where plastic sheet constitutes the only barrier between the work area and the building exterior, provide translucent, nylon reinforced or woven polyethylene, laminated, flame resistant, polyethylene film that conforms to requirements set forth by the National Fire Protection Association Standard 701, Small Scale Fire Test for Flame-resistant Textiles and Films. Provide largest size possible to minimize seams, 6.0 mil thick as indicated, frosted or black as indicated.

Miscellaneous Materials

Duct Tape: Provide duct tape in 2" or 3" widths as indicated, with an adhesive which is formulated to stick aggressively to sheet polyethylene.

Spray Cement: Provide spray adhesive in aerosol cans which is specifically formulated to stick tenaciously to sheet polyethylene.

Carry out work of this section sequentially. Complete each activity before proceeding to the next.

General Procedures

Work Area: the location where asbestos-abatement work occurs. It is a variable of the extent of work of the Contract. It may be a portion of a room, a single room, or a complex of rooms. A "Work Area" is considered contaminated during the work, and must be isolated from the balance of the building, and decontaminated at the completion of the asbestos-removal work.

Completely isolate the Work Area from other parts of the building so as to prevent asbestos-containing dust or debris from passing beyond the isolated area. Should the area beyond the Work Area(s) become contaminated with asbestos-containing dust or debris as a consequence of the work, clean those areas in accordance with the procedures indicated in Section 02 82 16.8 Project Decontamination. Perform all such required cleaning or decontamination at no additional cost to owner.

Place all tools, scaffolding, staging, etc. necessary for the work in the area to be isolated prior to completion of Work Area isolation.

Remove all removable furniture that has been designated uncontaminated by the Contract Documents or Owner's Construction Manager. Also remove uncontaminated equipment, and/or supplies from the Work Area before commencing work, or completely cover with two (2) layers of polyethylene sheeting, at least 6 mil in thickness, securely taped in place with duct tape. Such furniture and equipment shall be considered outside the work area unless covering plastic or seal is breached.

Disable ventilating systems or any other system bringing air into or out of the Work Area. Disable system by disconnecting wires, removing circuit breakers, by lockable switch or other positive means that will prevent accidental premature restarting of equipment.

Lockout power to Work Area by switching off all breakers serving power or lighting circuits in work area. Label breakers with tape over breaker with notation "DANGER circuit being worked on". Lock panel and have all keys under control of Contractor's Superintendent or Owner's designated Representative.

Lockout power to circuits running through work area wherever possible by switching off all breakers or removing fuses serving these circuits. Label breakers with tape over breaker with notation "DANGER circuit being worked on". If circuits cannot be shut down for any reason, label at intervals 4'-0" on center with tags reading, "DANGER live electric circuit." Label circuits in hidden locations but which may be affected by the work in a similar manner.

Inspection Windows: Install inspection windows in locations directed by the Owner's Abatement Consultant. Each inspection window is to have a 24" x 24" viewing area fabricated from 1/4" acrylic or polycarbonate sheet. Install window with top at 6'-6" above floor height in a manner that provides unobstructed vision from outside to inside of the Work area. A sufficient number of windows are to be installed to provide observation of all portions of the Work area that can be made visible from adjacent areas.

Emergency Exits: Provide emergency exits from the work area with the following means for emergency exiting. Arrange exit door so that it is secure from outside the Work area but permits exiting from the Work area.

Control Access

Isolate the Work Area to prevent entry by building occupants into Work Area or surrounding controlled areas. Accomplish isolation by the following:

Locked Access: Arrange Work Area so that the only access into Work Area is through lockable doors to the personnel decontamination units.

Provide Warning Signs at each locked door leading to Work Area reading as follows:

Print text in both English and Spanish if applicable:

<u>Legend</u>	<u>Notation</u>
KEEP OUT	3" Sans Serif Gothic or Block
BEYOND THIS POINT ASBESTOS ABATEMENT WORK IN PROGRESS	1" Sans Serif Gothic or Block
BREATHING ASBESTOS DUST MAY BE HAZARDOUS TO YOUR HEALTH	14 Point Gothic

Immediately inside door and outside critical barriers post an approximately 20 inch by 14 inch manufactured caution sign displaying the following legend with letter sizes and styles of a visibility required by 29 CFR 1926.1101:

DANGER

ASBESTOS

**CANCER AND LUNG DISEASE HAZARD
RESPIRATORS AND PROTECTIVE CLOTHING ARE REQUIRED
IN THIS AREA**

Provide spacing between respective lines at least equal to the height of the respective upper line.

Respiratory and Worker Protection

Before proceeding beyond this point in providing Temporary Enclosures:

Provide Worker Protection per Section 02 82 21

Provide Respiratory Protection per Section 02 82 21

Provide Personnel Decontamination Unit per Section 02 82 16.6

Critical Barriers

Completely Separate the Work Area from other portions of the building, and the outside by closing all openings with sheet plastic barriers at least 6 mil in thickness, or by sealing cracks leading out of Work Area with duct tape.

Individually seal or remove as specified, all ventilation openings (supply and exhaust), lighting fixtures, clocks, doorways, windows, convectors and speakers, and other openings into the Work Area with duct tape alone or with polyethylene sheeting at least 6 mil in thickness, taped securely in place with duct tape. Maintain seal until all work including Project Decontamination is completed.

Take care in sealing of lighting fixtures to avoid melting or burning of sheeting.

Provide Sheet Plastic barriers at least 6 mil in thickness as required to seal openings completely from the Work Area into adjacent areas. Seal the perimeter of all sheet plastic barriers with duct tape or spray cement.

Provide Pressure Differential System per Section 02 82 16.3.

Prepare Work Area

Clean all contaminated furniture, equipment, and or supplies with a HEPA filtered vacuum cleaner or by wet cleaning prior to being moved or covered. All equipment furniture, etc. is to be deemed contaminated unless specifically declared as uncontaminated on the drawings or in writing by the Owner's Abatement Consultant.

Clean All Surfaces in Work Area with a HEPA filtered vacuum or by wet wiping prior to the installation of primary barrier.

Primary Barrier

Protect building and other surfaces in the Work Area from damage from water and high humidity or from contamination from asbestos-containing debris, slurry or high airborne fiber levels by covering with a primary barrier as described below.

Sheet Plastic: Protect the work area with two (2) layers of plastic sheeting on the floor and walls, or as otherwise directed in writing by the Owner's Abatement Consultant. Perform work in the following sequence.

Install Critical barriers in work area.

Repair of Damaged Polyethylene Sheeting: Remove and replace plastic sheeting which has been damaged by removal operations or where seal has failed allowing water to seep between layers. Remove affected sheeting and wipe down entire area. Install new sheet plastic only when area is completely dry.

Isolation Area

Maintain isolation areas between the Work Area and adjacent building area in unoccupied rooms located between Work Area and adjacent occupied portions of the building.

Form isolation area by controlling access to the space in the same manner as a Work Area. Physically isolate the space from the Work Area and adjacent areas. Accomplish physical isolation by installing critical barriers in unoccupied space.

Stop Work

If the Critical or Primary barrier is breached in any manner stop work immediately. Do not start work until authorized by the Owner's Abatement Consultant.

Extension of Work Area

If the Critical Barrier is breached in any manner that could allow the passage of asbestos debris or airborne fibers, then add affected area to the Work Area, enclose it as required by this Section of the specification and decontaminate it as described in Section 02 82 16.8 Project Decontamination.

Section 02 82 16.5 Regulated Areas

Work of this section consists of preparing a Regulated Area. Do not use procedures set forth in this section in connection with any other work.

Plastic Sheet: A single polyethylene film in the largest sheet size possible to minimize seams, 6.0 mil thick, clear, frosted, or black as indicated.

Secure work area from access by occupants, staff or users of the building. Accomplish this where possible, by locking doors, windows, or other means of access to the area, or by constructing temporary wood stud and plywood barriers.

Demarcation of Regulated Area

Demarcate each Regulated Area with a sheet plastic drop sheet as described below.

Post warning signs that carry the following legends:

First Sign:

Provide warning signs at each locked door leading to the controlled area reading as follows:

<u>Legend</u>	<u>Notation</u>
---------------	-----------------

KEEP OUT	3 inch Block
----------	--------------

Second Sign:

Immediately inside the locked door and outside the controlled area post an approximately 20 inch by 14 inch manufactured caution sign displaying the following legend with letter sizes and styles of a visibility required by 29 CFR 1926.1101:

Legend:

DANGER

ASBESTOS

CANCER AND LUNG DISEASE HAZARD

RESPIRATORS AND PROTECTIVE CLOTHING ARE REQUIRED IN THIS AREA

Where the controlled area is in a large area such as on part of a boiler room or open office area, delineate area with 3-inch wide polyethylene ribbon with the printed warning, "DANGER ASBESTOS REMOVAL". Install this ribbon at between 3 and 4 feet above the floor.

General Procedures

The following precautions and procedures have application to work of this section. Workers must exercise caution to avoid release of asbestos fibers into the air:

Setup and management of the controlled area is to be under the supervision of an OSHA Competent Person as described in Section 02 82 13.4 General Site and Project Requirements.

Before start of work comply with requirements for worker protection & respiratory protection in

sections 02 82 21.

Do not allow eating, drinking, smoking, chewing tobacco or gum, or applying cosmetics in the Regulated Area.

Shut down any air handling equipment bringing air into or out of the Regulated Area.

Clean any existing dust or debris from the floor and walls, and other surface in the immediate location of the work prior to commencing work by damp-mopping or by use of a High Efficiency Particulate Air (HEPA) filtered vacuum.

Cover floor of regulated area with a 6 mil polyethylene sheet.

Seal all openings, supply and exhaust vents, and convectors within ten (10) feet of the Work Area with 6 mil polyethylene sheeting secured and completely sealed with duct tape.

Perform the work per the appropriate specification section while on plastic drop sheet.

Immediately remove any asbestos-containing debris which collects on the drop sheet either by using a HEPA vacuum or by spraying with amended water or removal encapsulant, collecting with wet paper towels, placing in a disposal bag while still wet, and cleaning surface of plastic sheet with wet paper towels.

Complete the following at completion of work in an area before stepping off drop sheet.

While standing on plastic sheet thoroughly HEPA vacuum ladder and any tools used and pass to worker standing off sheet.

The worker standing off the sheet will thoroughly HEPA vacuum the worker standing on the sheet.

The worker on the sheet will thoroughly HEPA vacuum all surfaces of the plastic sheet, bags, and any other items on the sheet including his own feet.

If moving to the next Work Area in the same secured area: The worker on the drop sheet is to don clean foot covers, placing each foot, in turn, off the sheet as the foot cover is put on. The clean foot covers will be removed at the next Work Area while standing on the sheet. Dispose of the used foot covers along with the plastic sheet at completion of work in that area. Do not reuse foot covers to move off the sheet.

If work day is complete or if next Work Area is in another secured area, all workers will remove Tyvek suits turning them inside out while doing so. The person on the sheet will step with each foot off the sheet as the foot covers are removed.

Fold sheet and all its contents toward the center.

Place the sheet in a properly labeled disposal bag.

Collapse bag with a HEPA vacuum, and properly seal.

Clean all surfaces of the Work Area by use of a HEPA filter vacuum until no visible residue remains.

Removal

At completion of work require all workers to complete wet decontamination procedures for the containment in accordance with Section 02 82 16.8 Project Decontamination.

Section 02 82 16.6 Decontamination Units

Provide a Personnel Decontamination Unit to be the only means of ingress and egress for the Work Area, unless otherwise indicated. Equipment and waste material can be decontaminated through this unit if authorized by Owner's Abatement Consultant.

Submittals

Before the Start of Work: Review the following with the Owner's Abatement Consultant prior to the start of work.

Personnel Decontamination Unit: Provide shop drawing showing location and assembly of personnel decontamination units.

Products

Polyethylene Sheet: Provide flame resistant polyethylene film that conforms to requirements set forth by the National Fire Protection Association Standard 701, Small Scale Fire Test for Flame-resistant Textiles and Films. Provide largest size possible to minimize seams, 6.0 mil thick as indicated, frosted or black as indicated.

Duct Tape: Provide duct tape in 2" or 3" widths as indicated, with an adhesive which is formulated to stick aggressively to sheet polyethylene.

Spray Adhesive: Provide spray adhesive in aerosol cans which is specifically formulated to stick tenaciously to sheet polyethylene.

Filters: Provide cascaded filter units on drain lines from showers or any other water source carrying asbestos-contaminated water from the Work Area. Provide units with disposable filter elements as indicated below. Connect so that discharged water passes primary filter and output of primary filter passes through secondary filter.

Primary Filter - Passes particles 20 microns and smaller
Secondary Filter - Passes particles 5 microns and smaller

Personnel Decontamination Unit

Provide a Personnel Decontamination Unit consisting of a serial arrangement of connected rooms or spaces, Changing Room, Shower Room, Equipment Room. Require all persons without exception to pass through this Decontamination Unit for entry into and exiting from the Work Area for any purpose. Do not allow parallel routes for entry or exit. Provide temporary lighting within Decontamination Units as necessary to reach a lighting level of 100 foot candles.

Changing Room (clean room): Provide a room that is physically and visually separated from the rest of the building for the purpose of changing into protective clothing.

Construct using polyethylene sheeting, at least 6 mil in thickness, to provide an airtight seal between the Changing Room and the rest of the building.

Locate so that access to Work Area from Changing Room is through Shower Room.

Separate Changing Room from the building by a sheet plastic flapped doorway.

Require workers to remove all street clothes in this room, dress in clean, disposable coveralls, and don respiratory protection equipment. Do not allow asbestos-contaminated items to enter this room. Require Workers to enter this room either from outside the structure dressed in street clothes, or naked from the showers.

An existing room may be utilized as the Changing Room if it is suitably located and of a configuration whereby workers may enter the Changing Room directly from the Shower Room. Protect all surfaces of room with sheet plastic as set forth in Section 02 82 16.4 Temporary Enclosures. Authorization for this must be obtained from the Owner's Representative in writing prior to start of construction.

Maintain floor of changing room dry and clean at all times. Do not allow overflow water from shower to wet floor in changing room.

Damp wipe all surfaces twice after each shift change with a disinfectant solution.

Provide posted information for all emergency phone numbers and procedures.

Airlock: Provide an airlock between Shower Room and Changing Room. This is a transit area for workers.

Separate this room from Drying Room and Changing Room by sheet plastic flapped doorways.

Drying Room: Provide a drying room as an airlock and a place for workers to dry after showering.

Construct room by providing a pan continuous with or draining to Shower Room pan. Install a freely draining wooden or non-skid metal floor in pan at elevation of top of pan.

Separate this room from the rest of the building with airtight walls fabricated of 6 mil polyethylene.

Separate from Changing Room by a sheet plastic flapped doorway.

Provide a continuously adequate supply of disposable bath towels.

Shower Room: Provide a completely watertight operational shower to be used for transit by cleanly dressed workers heading for the Work Area from the Changing Room, or for showering by workers headed out of the Work Area after undressing in the Equipment Room.

Construct room by providing a shower pan and 2 shower walls in a configuration that will cause water running down walls to drip into pan. Install a freely draining wooden floor in shower pan at elevation of top of pan.

Provide splashproof entrances to Drying Room and Airlock with doors arranged in the following configuration:

Provide shower head and controls.

Provide temporary extensions of existing hot and cold water and drainage, as necessary for a complete and operable shower.

Provide a soap dish and a continuously adequate supply of soap and maintain in sanitary condition.

Arrange so that water from showering does not splash into the Changing or Equipment Rooms.

Arrange water shut off and drain pump operation controls so that a single individual can shower without assistance from either inside or outside of the Work Area.

Provide flexible hose shower head.

Pump waste water to drain or to storage for use in amended water. If pumped to drain, provide 20 micron and 5 micron waste water filters in line to drain or waste water storage. Change filters daily or more often if necessary. Locate filters inside shower unit so that water lost during filter changes is caught by shower pan.

Airlock: Provide an airlock between Shower Room and Equipment Room. This is a transit area for workers. Separate this room from Equipment Room by a sheet plastic flapped doorway.

Separate from Equipment Room by a sheet plastic flapped doorway.

Equipment Room (contaminated area): Require work equipment, footwear and additional contaminated work clothing to be left here. This is a change and transit area for workers. Separate this room from the Work Area by a 6 mil polyethylene flapped doorway.

Provide a drop cloth layer of sheet plastic on floor in the Equipment Room for every shift change expected. Roll drop cloth layer of plastic from Equipment Room into Work Area after each shift change. Replace before next shift change. Provide a minimum of two (2) layers of plastic at all times. Use only clear plastic to cover floors.

Airlock: Provide an airlock between Equipment Room and Work Area. This is a transit area for workers.

Separate this room from Equipment Room and Work Area by a sheet plastic flapped doorways.

Work Area: Separate Work Area from the Equipment Room by polyethylene barriers. If the airborne asbestos level in the Work Area is expected to be high, as in dry removal, add an intermediate cleaning space between the Equipment Room and the Work Area. Damp wipe clean all surfaces after each shift change. Provide one additional floor layer of 6 mil polyethylene per shift change and remove contaminated layer after each shift.

Decontamination Sequence: Require that all workers adhere to the following sequence when entering or leaving the Work Area.

Entering Work Area: Worker enters Changing Room and removes street clothing, puts on clean disposable overalls and respirator, and passes through the Shower Room into the Equipment Room.

Any additional clothing and equipment left in Equipment Room needed by the worker are put on in the Equipment Room. Worker proceeds to Work Area.

Exiting Work Area:

Before leaving the Work Area, require the worker to remove all gross contamination and debris from overalls and feet. The worker then proceeds to the Equipment Room and removes all clothing except respiratory protection equipment.

Extra work clothing such as boots, hard hats, goggles, and gloves are to be stored in contaminated end of the Equipment Room. Disposable coveralls are placed in a bag for disposal with other material.

Require that Decontamination procedures found in Section 02 82 16.6 be followed by all individuals leaving the Work Area. After showering, the worker moves to the Changing Room and dresses in either new coveralls for another entry or street clothes if leaving.

Cleaning of Decontamination Unit

Clean debris and residue from inside of Decontamination Unit on a daily basis or as otherwise indicated on Contract Drawings. Damp wipe or hose down all surfaces after each shift change. Clean debris from shower pans on a daily basis. If the Changing Room of the Personnel Decontamination Unit becomes contaminated with asbestos-containing debris, abandon the entire Decontamination Unit and erect a new Decontamination Unit. Use the former Changing Room as an inner section of the new Equipment Room.

Signs

Post an approximately 20 inch by 14 inch manufactured caution sign at each entrance to the Work Area displaying the following legend with letter sizes and styles of a visibility required by 29 CFR 1926.1101: (Provide signs in both English and Spanish if applicable)

LEGEND

DANGER

ASBESTOS

**CANCER AND LUNG DISEASE HAZARD
RESPIRATORS AND PROTECTIVE CLOTHING ARE REQUIRED
IN THIS AREA**

Provide spacing between respective lines at least equal to the height of the respective upper line.

Section 02 82 16.7 Project Closeout

This Section specifies administrative and procedural requirements for project closeout, including but not limited to:

- Inspection procedures.
- Final cleaning.

Contract Completion

Preliminary Procedures:

Before requesting inspection for certification of Substantial Completion, complete the following. List exceptions in the request.

In the Application for Payment that coincides with, or first follows, the date Substantial Completion is claimed, show 100 percent completion for the portion of the work claimed as substantially complete. Include supporting documents for completion as indicated in these Contract Documents

and a statement showing an accounting of changes to the Contract Sum.

If 100 percent completion cannot be shown, include a list of incomplete items, the value of incomplete construction, and reasons the work is not complete.

Advise Owner of pending insurance change over requirements.

Inspection Procedures: On receipt of a request for inspection, the Owner's Abatement Consultant will either proceed with inspection or advise the Contractor of unfilled requirements. The Owner's Abatement Consultant will release the Contractor from the project site, or advise the Contractor of construction that must be completed or corrected before being released.

The Owner's Abatement Consultant will repeat inspection when requested and assured that the work has been substantially completed.

Results of the completed inspection will form the basis of requirements for final acceptance.

Final Acceptance

Preliminary Procedures: Before requesting final inspection and Final Payment, complete the following. List exceptions in the request.

Submit the Final Payment Request and supporting documentation not previously submitted and accepted.

Submit an updated final statement, accounting for final additional changes to the Contract Sum.

Reinspection Procedure: The Owner's Abatement Consultant will reinspect the Work upon receipt of notice that the Work, including inspection list items from earlier inspections, has been completed, except items whose completion has been delayed because of circumstances acceptable to the Owner's Representative.

Upon completion of reinspection, the Owner's Abatement Consultant will release the Contractor from the project site. If necessary, reinspection will be repeated.

Final Cleaning

General: General cleaning during construction is required by the General Conditions and included in Section "Temporary Facilities".

Cleaning: Employ experienced workers or professional cleaners for final cleaning. Clean each surface or unit to the condition expected in a normal, commercial building cleaning and maintenance program. Comply with manufacturer's instructions.

Remove labels that are not permanent labels.

Clean transparent materials, including mirrors and glass in doors and windows. Remove glazing compound and other substances that are noticeable vision-obscuring materials. Replace chipped or broken glass and other damaged transparent materials.

Clean exposed exterior and interior hard-surfaced finishes to a dust-free condition, free of stains, films and similar foreign substances. Restore reflective surfaces to their original reflective condition.

Wipe surfaces of mechanical and electrical equipment. Remove excess lubrication and other substances. Clean remaining fixtures to a sanitary condition.

Clean the site, including landscape development areas, of rubbish, litter and foreign substances. Sweep paved areas broom clean; remove stains, spills and other foreign deposits. Rake grounds that are neither paved nor planted, to a smooth even-textured surface.

Removal of Protection: Remove temporary protection and facilities installed for protection of the work during construction.

Compliance: Comply with regulations of authorities having jurisdiction and safety standards for cleaning. Do not burn waste materials. Do not bury debris or excess materials on the Owner's property. Do not discharge volatile, harmful or dangerous materials into drainage systems. Remove waste materials from the site and dispose of in a lawful manner. Where extra materials of value remaining after completion of associated Work have become the Owner's property, arrange for disposition of these materials as directed.

Section 02 82 16.8 Project Decontamination

Work of this section includes the decontamination of air in the Work Area which has been, or may have been, contaminated by the elevated airborne asbestos fiber levels generated during abatement activities, or which may previously have had elevated fiber levels due to friable asbestos-containing materials in the space.

Work of This Section includes the cleaning, decontamination, and removal of temporary facilities installed prior to abatement work, including:

Primary and Critical Barriers erected by work of Section 02 82 16.5 Regulated Areas

Decontamination Unit erected by work of Section 02 82 16.6 Decontamination Units

Pressure Differential System installed by work of Section 02 82 16.3 Temporary Pressure Differential and Circulation System

Work of this section includes the cleaning, and decontamination of all surfaces (ceiling, walls, floor) of the Work Area, and all furniture or equipment in the Work Area.

Start of Work: Work of this section begins with the removal of the Primary Barrier. At start of work the following will be in place:

Critical Barrier: An airtight barrier between the Work Area and other portions of the building or the outside.

Critical Barrier Sheeting: Over lighting fixtures and clocks, ventilation openings, doorways, convectors, speakers and other openings.

Decontamination Units: For personnel in operating condition.

Pressure Differential System: In operation.

Cleaning

Cleaning: Carry out cleaning of all surfaces of the work area including items of remaining

sheeting, tools, scaffolding and/or staging by use of damp-cleaning and mopping, and/or a High Efficiency Particulate Air (HEPA) filtered vacuum. (Note: A HEPA vacuum may fail if used with wet material.) Do not perform dry dusting or dry sweeping. Use each surface of a cleaning cloth one time only and then dispose of as contaminated waste. Continue this cleaning until there is no visible debris from removed materials or residue on plastic sheeting or other surfaces.

Remove All Filters in Air Handling System(s) and dispose of as asbestos-containing waste in accordance with requirements of Section 02 82 33.1 Disposal of Asbestos Containing Waste Material.

Wait Four Air Changes to allow HEPA filtered fan units to clean air of airborne asbestos fibers. Use oscillating fans as necessary to assure circulation of air in all parts of work areas during this period. Maintain Pressure Differential System in operation for the entire 4 air change period.

Encapsulation of substrate: The use of an encapsulant, encapsulating agent or lockdown agent prior to the satisfactory completion of the visual inspection by the Owner's Abatement Consultant is strictly prohibited. Perform encapsulation of work area using a clear encapsulant. Surfaces to be covered have met the requirements for a visual inspection in this section. Maintain Pressure Differential System in operation during encapsulation work.

Once encapsulation is complete, wait for 4 air changes to be completed in the work areas before conducting final air clearance sampling. At the completion of encapsulation, the following will be in place:

Critical Barrier: Which forms the sole barrier between the Work Area and other portions of the building or the outside.

Critical Barrier Sheeting: Over lighting fixtures and clocks, ventilation openings, doorways, convectors, speakers, and other openings.

Decontamination Unit: For personnel, in operating condition.

Pressure Differential System: Maintain in continuous operation.

Lockback

Encapsulation of substrate: Perform encapsulation where required, before Removal of Work Area Isolation as specified below. Maintain Pressure Differential System in operation during encapsulation work.

Removal of Work Area Isolation

After all requirements of this section and Section 02 82 16.9 Work Area Clearance have been met:

Shut down and remove the Pressure Differential System. Seal HEPA filtered fan units, HEPA vacuums and similar equipment with 6 mil polyethylene sheet and duct tape to form a tight seal at intake end before being moved from Work Area.

Remove Personnel Decontamination Unit.

Remove the Critical Barriers separating the Work Area from the rest of the building. Remove any small quantities of residual material found upon removal of the plastic sheeting with wet wiping, HEPA filtered vacuum cleaners and local area protection. If significant quantities, as determined by the Owner's Representative, are found then the entire area affected shall be decontaminated as

specified in Section 02 82 16.5 Regulated Areas.

Remove all equipment, materials, debris from the work site.

Dispose of all asbestos-containing waste material as specified in Section 02 82 33.1 Disposal of Asbestos Containing Waste Material.

Substantial Completion of Abatement Work

Asbestos abatement work is substantially complete upon meeting the requirements of this section and Section 02 82 16.9 Work Area Clearance, including submission of:

Certificate of Visual Inspection

Receipts Documenting proper disposal as required by Section 02 82 33.1 Disposal of Asbestos-Containing Waste Material.

Punch list detailing repairs to be made and incomplete items.

Certificate of Visual Inspection

Following this section is a "Certificate of Visual Inspection". This certification is to be completed by the Contractor and certified by the Project Administrator. Submit completed Certificate with Application for Final Payment. Final payment will not be made until this Certification is executed.

CERTIFICATION OF VISUAL INSPECTION

Client: _____
Project: _____
EAG W. O. #: _____

Area of Visual Inspection:

Contractor's Representative Signature: _____
Date: _____
Printed Name: _____
Title: _____

In accordance with Section 02 82 16.8 "Project Decontamination" the certified individual hereby certifies that they have visually inspected the entire Work Area (all surfaces including pipes, beams, ledges, walls, ceiling and floor, decontamination unit, sheet plastic, etc.) and has found no dust, debris or residue.

Certified Individual Signature: _____
Date: _____
Printed Name _____
Certification Number: _____

Please circle type of certification: CAHES CAHAMT CIH IHIT

Section 02 82 16.9 Work Area Clearance

Not in Contract Sum: This section describes work being performed by the Owner. This work is not in the Contract Sum.

This Section sets forth required post-abatement airborne asbestos concentrations in the Work Area and describes testing procedures the Owner will use to measure these levels.

Contractor Release Criteria

The asbestos abatement work area is cleared when the Work Area is visually clean and airborne asbestos structure concentrations have been reduced to specified clearance levels for PCM sampling as specified in the SUMMARY OF WORK for each individual Work area.

Visual Inspection

Work of this Section will not begin until the visual inspection described in Section 02 82 16.8 Project Decontamination is complete and has been certified by the Project Administrator.

Air Monitoring

To determine if the elevated airborne asbestos structure concentration encountered during abatement operations has been reduced to the specified level, the Owner's Abatement Consultant will secure samples and have them analyzed according to clearance criteria.

Schedule of Air Samples

General: The number and volume of air samples taken and analytical method used will be in accordance with PCM final clearance sampling and analysis protocol.

PCM Air Sampling Protocol

In each homogeneous Work Area after completion of all cleaning work, a minimum of three samples will be taken according to the following protocol:

A minimum of three samples per abatement area for areas scheduled for demolition. In those scheduled for reoccupancy, a minimum of five aggressive air samples shall be taken.

Two field blanks are to be taken by removing the cap for not more than 30 seconds and replacing it at the time of sampling before sampling is initiated at the following places:

Near the entrance to each abatement area.

At one of the ambient sites. (Do not leave the field blanks open during the sampling period.)

Analysis: PCM analysis will be conducted in accordance with the NIOSH 7400A method for fibers.

Release Criteria: Decontamination of the work site is complete when the concentration of asbestos of all three air samples within the abated area is less than or equal to 0.01 fibers per cubic centimeter. If these criteria are not met, then the decontamination is incomplete and recleaning per section 02 82 16.8 Project Decontamination is required.

If initial final air clearance sample results do not meet clearance criteria the Contractor will be responsible for all fees related to further cleaning, clearance sampling, and analysis.

Section 02 82 19 Worker Protection

This section describes the equipment and procedures required for protecting workers against asbestos contamination and other workplace hazards except for respiratory protection.

Worker Training

State and Local License: All workers are to be trained, certified and accredited as required by state or local code or regulation.

Train, in accordance with 29 CFR 1926.1101, all workers in the dangers inherent in handling asbestos and breathing asbestos dust and in proper work procedures and personal and area protective measures. Include but do not limit the topics covered in the course to the following:

Methods of recognizing asbestos

Health effects associated with asbestos

Relationship between smoking and asbestos in producing lung cancer

Nature of operations that could result in exposure to asbestos

Importance of and instruction in the use of necessary protective controls, practices and procedures to minimize exposure including:

Engineering controls

Work Practices

Respirators

Housekeeping procedures

Hygiene facilities

Protective clothing

Decontamination procedures

Emergency procedures

Waste disposal procedures

Purpose, proper use, fitting, instructions, and limitations of respirators as required by 29 CFR 1910.134

Appropriate work practices for the work

Requirements of medical surveillance program

Review of 29 CFR 1926, OSHA General Construction Standard

Pressure Differential Systems

Work practices including hands on or on-job training

Personal Decontamination procedures

Air monitoring, personal and area

Medical Examinations

Provide medical examinations for all workers who may encounter an airborne fiber level of 0.1 f/cc

or greater for an 8 hour Time Weighted Average. In the absence of specific airborne fiber data provide medical examinations for all workers who will enter the Work Area for any reason. Examination shall as a minimum meet OSHA requirements as set forth in 29 CFR 1926.1101 In addition, provide an evaluation of the individuals ability to work in environments capable of producing heat stress in the worker.

Submittals

Before Start of Work: Submit the following to the Owner's Abatement Consultant for review.

State and Local License: Submit evidence that all workers have been trained, certified and accredited as required by state or local code or regulation.

Report from Medical Examination: conducted within last 12 months as part of compliance with OSHA medical surveillance requirements for each worker who is to enter the Work Area. Submit, at a minimum, for each worker the following:

- Name and unique identification number
- Physicians Written Opinion from examining physician including at a minimum the following:
 - Whether worker has any detected medical conditions that would place the worker at an increased risk of material health impairment from exposure to asbestos.
 - Any recommended limitations on the worker or on the use of personal protective equipment such as respirators.
 - Statement that the worker has been informed by the physician of the results of the medical examination and of any medical conditions that may result from asbestos exposure.
 - Copy of information that was provided to physician in compliance with 29 CFR 1926
 - Statement that worker is able to wear and use the type of respiratory protection proposed for the project, and is able to work safely in an environment capable of producing heat stress in the worker.

Protective Clothing

Coveralls: Provide disposable full-body coveralls and disposable head covers, and require that they be worn by all workers in the Work Area. Provide a sufficient number for all required changes, for all workers in the Work Area.

Boots: Provide work boots with non-skid soles, and where required by OSHA, foot protection, for all workers. Provide boots at no cost to workers. Do not allow boots to be removed from the Work Area for any reason, after being contaminated with asbestos-containing material. Dispose of boots as asbestos-contaminated waste at the end of the project.

Gloves: Provide work gloves to all workers and require that they be worn at all times in the Work Area Do not remove gloves from Work Area and dispose of as asbestos-contaminated waste at the end of the work.

Additional Protective Equipment

Respirators, disposable coveralls, head covers, and footwear covers shall be provided and maintained by the Contractor for the Owner, Owner's Abatement Consultant, Project Administrator, and other authorized representatives who may inspect the job site. Provide and maintain two (2) respirators and six (6) complete coveralls and, where applicable, six (6) respirator filter changes per day.

Full Containment Procedures

Provide worker protection as required by the most stringent OSHA and/or EPA standards applicable to the work. The following procedures are minimums to be adhered to regardless of fiber count in the Work Area.

Each time Work Area is entered remove all street clothes in the Changing Room of the Personnel Decontamination Unit and put on new disposable coverall, new head cover, and a clean respirator. Proceed through shower room to equipment room and put on work boots.

Decontamination Procedures

Require all workers to adhere to the following personal decontamination procedures whenever they leave the Work Area:

Powered Air-Purifying Respirators: Require that all workers use the following decontamination procedure as a minimum requirement whenever leaving the Work Area:

When exiting area, remove disposable coveralls, disposable head covers, and disposable footwear covers or boots in the equipment room.

Still wearing respirators, proceed to showers. Showering is mandatory. Care must be taken to follow reasonable procedures in removing the respirator to avoid asbestos fibers while showering. The following procedure is required as a minimum:

Thoroughly wet body including hair and face. If using a Powered Air-Purifying Respirator (PAPR) hold blower unit above head to keep canisters dry.

With respirator still in place thoroughly wash body, hair, respirator face piece, and all parts of the respirator except the blower unit and battery pack on a PAPR. Pay particular attention to seal between face and respirator and under straps.

Take a deep breath, hold it and/or exhale slowly, completely wet hair, face, and respirator. While still holding breath, remove respirator and hold it away from face before starting to breath.

Carefully wash facepiece of respirator inside and out.

If using PAPR: shut down in the following sequence, first cap inlets to filter cartridges, then turn off blower unit (this sequence will help keep debris which has collected on the inlet side of filter from dislodging and contaminating the outside of the unit). Thoroughly wash blower unit and hoses. Carefully wash battery pack with wet rag. Be extremely cautious of getting water in battery pack as this will short out and destroy battery.

Shower completely with soap and water.

Rinse thoroughly.

Rinse shower room walls and floor prior to exit.

Proceed from shower to Changing Room and change into street clothes or into new disposable work items.

Air Purifying-Negative Pressure Respirators: Require that all workers use the following decontamination procedure as a minimum requirement whenever leaving the Work Area with a half or full face cartridge type respirator:

When exiting area, remove disposable coveralls, disposable headcovers, and disposable footwear covers or boots in the Equipment Room.

Still wearing respirators, proceed to showers. Showering is mandatory. Care must be taken to follow reasonable procedures in removing the respirator and filters to avoid asbestos fibers while showering. The following procedure is required as a minimum:

Thoroughly wet body from neck down.

Wet hair as thoroughly as possible without wetting the respirator filter if using an air purifying type respirator.

Take a deep breath, hold it and/or exhale slowly, complete wetting of hair, thoroughly wetting face, respirator and filter (air purifying respirator). While still holding breath, remove respirator and hold it away from face before starting to breathe.

Dispose of wet filters from air purifying respirator.

Carefully wash facepiece of respirator inside and out.

Shower completely with soap and water.

Rinse thoroughly.

Rinse shower room walls and floor prior to exit.

Proceed from shower to Changing Room and change into street clothes or into new disposable work items.

Within Work Area:

Require that workers NOT eat, drink, smoke, chew tobacco or gum, or apply cosmetics in the Work Area. To eat, chew, drink or smoke, workers shall follow the procedure described above, then dress in street clothes before entering the non-Work Areas of the building.

Section 02 82 21 Respiratory Protection

Instruct and train each worker involved in asbestos abatement or maintenance and repair of friable asbestos-containing materials in proper respiratory use and require that each worker always wear a respirator, properly fitted on the face in the Work Area from the start of any operation which may cause airborne asbestos fibers until the Work Area is completely decontaminated. Use respiratory protection appropriate for the fiber level encountered in the work place or as required for other toxic or oxygen-deficient situations encountered.

Standards

Except to the extent that more stringent requirements are written directly into the Contract Documents, the following regulations and standards have the same force and effect (and are made a part of the Contract Documents by reference) as if copied directly into the Contract Documents, or as if published copies were bound herewith. Where there is a conflict in requirements set forth in these regulations and standards, meet the more stringent requirement.

OSHA - U.S. Department of Labor Occupational Safety and Health Administration, Safety and Health Standards 29 CFR 1910, Section 1001 and Section 1910.134. 29 CFR 1926.1101.

CGA - Compressed Gas Association, Inc., New York, Pamphlet G-7, "Compressed Air for Human Respiration", and Specification G-7.1 "Commodity Specification for Air".

CSA - Canadian Standard Association, Rexdal, Ontario, Standard Z180.1-1978, "Compressed Breathing Air".

ANSI - American National Standard Practices for Respiratory Protection, ANSI Z88.2-1980.

NIOSH - National Institute for Occupational Safety and Health.

MSHA - Mine Safety and Health Administration.

Submittals

Before Start of Work submit the following to the Owner's Abatement Consultant for review.

Product Data: Submit manufacturer's product information for each component used, including NIOSH Certifications for each component in an assembly and/or for entire assembly.

Respiratory Protection Program: Submit Contractor's written respiratory protection program manual as required by OSHA 1926.1101.

Historic Airborne Fiber Data (if applicable): Submit airborne asbestos fiber count data from an independent air monitoring firm to substantiate selection of respiratory protection proposed. Data submitted shall include at least the following for each procedure required by the work:

Date of measurements

Operation monitored

Sampling and analytical methods used and evidence of their accuracy

Number, duration, and results of samples taken

Fit Test Results: Submit to Owner's Abatement Consultant current Fit Test result Forms for Contractor's employees. Qualitative Fit testing should be performed every twelve months.

Respiratory Protection Program: Comply with ANSI Z88.2 - 1980 "Practices for Respiratory Protection" and OSHA 29 CFR 1910 and 1926.

Require that respiratory protection be used at all times that there is any possibility of disturbance of asbestos-containing materials whether intentional or accidental.

Require that a respirator be worn by anyone in a Work Area at all times, regardless of activity, during a period that starts with any operation which could cause airborne fibers until the area has been cleared for re-occupancy in accordance with Section 02 82 16.9.

Regardless of Airborne Fiber Levels: Require that the minimum level of respiratory protection used be half-face air-purifying respirators with high efficiency filters.

Do not allow the use of single-use, disposable, or quarter-face respirators for any purpose.

Fit Testing

Initial Fitting: Provide initial fitting of respiratory protection during a respiratory protection course of training set up and administered by a qualified technician. Fit types of respirator to be actually worn by each individual. Allow an individual to use only those respirators for which training and fit testing has been provided. Fit test results within last twelve months for employees should be on file in the Respiratory Protection program.

Upon Each Wearing: Require that each time an air-purifying respirator is put on it be checked for fit with a positive and negative pressure fit test in accordance with the manufacturer's instructions or ANSI Z88.2 (1980).

Type of Respiratory Protection Required

Provide Respiratory Protection as indicated in paragraph below. Where paragraph below does not apply, determine the proper level of protection by dividing the expected or actual airborne fiber count in the Work Area by the "protection factors" given below. The level of respiratory protection which supplies an airborne fiber level inside the respirator, at the breathing zone of the wearer, at or below the permissible exposure limit (PEL) is the minimum level of protection allowed.

Permissible Exposure Limit (PEL)

8-Hour Time Weighted Average (TWA) of asbestos fibers to which any worker may be exposed shall not exceed the following.

Fibers: For purposes of this section, fibers are defined as all fibers regardless of composition as counted in the OSHA Reference Method (ORM), or NIOSH 7400 procedure.

Time Weighted Average (TWA) - 0.1 fibers/cubic centimeter

Respiratory Protection Factor

<u>Respirator Type</u>	<u>Protection Factor</u>
Air purifying: Half facepiece negative pressure respirator w/HEPA filter	10
Air purifying: Full facepiece Negative pressure respirator w/HEPA filter	50
Powered Air Purifying (PAPR): Half or Full facepiece positive pressure respirator w/ HEPA filter	50
Type C supplied air: Half facepiece positive pressure respirator, Pressure demand or other positive pressure mode	1,000
Type C supplied air: Full facepiece positive pressure respirator pressure demand or other positive pressure mode	2,000
Type C supplied air: Positive pressure respirator pressure demand or other positive pressure mode Full facepiece equipped with an auxiliary positive pressure Self-contained breathing apparatus (SCBA)	10,000
Self-contained breathing apparatus (SCBA): Positive pressure respirator pressure demand or other positive pressure mode full facepiece	10,000

Air Purifying Respirators

Negative pressure - half or full face mask: Supply a sufficient quantity of respirator filters approved for asbestos, so that workers can change filters during the work day. Require that respirators be wet-rinsed, and filters discarded, each time a worker leaves the Work Area. Require that new filters be installed each time a worker re-enters the Work Area. Store respirators and filters at the job site in the changing room and protect totally from exposure to asbestos prior to their use.

Powered air purifying - half or full face mask: Supply a sufficient quantity of high efficiency respirator filters approved for asbestos so that workers can change filters at any time that flow through the face piece decreases to the level at which the manufacturer recommends filter replacement. Require that regardless of flow, filter cartridges be replaced after 40 hours of use. Require that HEPA elements in filter cartridges be protected from wetting during showering. Require entire exterior housing of respirator, including blower unit, filter cartridges, hoses, battery pack, face mask, belt, and cords, be washed each time a worker leaves the Work Area. Caution should be used to avoid shorting battery pack during washing. Provide an extra battery pack for each respirator so that one can be charging while one is in use.

Respirator Bodies: Provide half face or full face type respirators. Equip full face respirators with a

nose cup or other anti-fogging device as would be appropriate for use in air temperatures less than 32 degrees Fahrenheit.

Filter Cartridges: Provide, at a minimum, HEPA type filters labeled with NIOSH Certification for "Radionuclides, Radon Daughters, Dust, Fumes, Mists including Asbestos-Containing Dusts and Mists" and color coded in accordance with ANSI Z228.2 (1980). In addition, a chemical cartridge section may be added, if required, for solvents, etc., in use. In this case, provide cartridges that have each section of the combination canister labeled with the appropriate code and NIOSH Certification.

Non-permitted respirators Do not use single use, disposable or quarter face respirators.

Section 02 82 33 Removal of Asbestos Containing Materials

Installation of Critical and Primary Barriers, and Work Area Isolation Procedures are set forth in Section 02 82 16.4 Temporary Enclosures.

Disposal of asbestos-containing waste is specified in Section 02 82 33.1 Disposal of Asbestos-Containing Waste Material.

Submittals

Before Start of Work: Submit the following to the Owner's Abatement Consultant for review.

Material Safety Data Sheet:

Submit the Material Safety Data Sheet, or equivalent, in accordance with the OSHA Hazard Communication Standard (29 CFR 1910.1200) for each surfactant, encapsulating material and solvent proposed for use on the work. Include a separate attachment for each sheet indicating the specific worker protective equipment proposed for use with the material indicated.

Products

Wetting Materials: For wetting prior to disturbance of Asbestos-Containing Materials use either amended water or a removal encapsulant:

Amended Water:

Provide water to which a surfactant has been added. Use a mixture of surfactant and water which results in wetting of the Asbestos-Containing Material and retardation of fiber release during disturbance of the material equal to or greater than that provided by the use of one ounce of a surfactant consisting of 50% polyoxyethylene ester and 50% polyoxyethylene ether mixed with five gallons of water.

Removal Encapsulant:

Provide a penetrating type encapsulant designed specifically for removal of Asbestos-Containing Material. Use a material which results in wetting of the Asbestos-Containing Material and retardation of fiber release during disturbance of the material equal to or greater than that provided by water amended with a surfactant consisting of one ounce of a mixture of 50% polyoxyethylene ester and 50% polyoxyethylene ether in five gallons of water.

Polyethylene Sheet: Provide flame resistant and retardant polyethylene film that conforms to requirements set forth by the National Fire Protection Association Standard 701, Small Scale Fire Test for Flame-resistant Textiles and Films. Provide largest size possible to minimize seams, 6.0 mil thick, frosted or black as indicated.

Duct Tape:

Provide duct tape in 2" or 3" widths as indicated, with an adhesive that is formulated to stick aggressively to sheet polyethylene.

Spray Cement:

Provide spray adhesive in aerosol cans that is specifically formulated to stick tenaciously to sheet poly.

Disposal Bags:

Provide 6 mil thick leak-tight polyethylene bags labeled as required by Section 02 82 33.1 Disposal of Asbestos Containing Waste Material.

Worker Protection

Before beginning work with any material for which a Material Safety Data Sheet has been submitted provide workers with the required protective equipment. Require that appropriate protective equipment be used at all times.

Wet Removal

Adequately wet, as defined by the USEPA, all Asbestos-Containing Materials to be removed prior to stripping and/or tooling to reduce fiber dispersal into the air. Accomplish wetting by a fine spray (mist) of amended water or removal encapsulant. Saturate material sufficiently to wet to the substrate without causing excess dripping. Allow time for amended water or removal encapsulant to penetrate material thoroughly. If amended water is used, spray material repeatedly during the work process to maintain a continuously wet condition. If a removal encapsulant is used, apply in strict accordance with manufacturer's written instructions. Where necessary, carefully strip away while simultaneously spraying amended water or removal encapsulant on the installation to minimize dispersal of asbestos fibers into the air.

Mist work area continuously with amended water whenever necessary to reduce airborne fiber levels.

Remove saturated Asbestos-Containing Material in small sections from all areas. Do not allow material to dry out. As it is removed, simultaneously pack material while still adequately wet as defined by the USEPA into disposal bags. Twist neck of bags, bend over and seal with minimum three wraps of duct tape. Clean outside and move to Wash Down Station adjacent to Decontamination Unit.

Active Electrical Equipment: Do not wet materials in the vicinity of active electrical equipment. Notify Owner's Representative immediately if this situation or similar situations are encountered.

Warning Signs: Post warning signs at the entry point to active electrical equipment as required by OSHA or other applicable regulation.

Personnel who work on active electrical equipment is to be performed by qualified tradespersons with prior experience in the installation or repair of the involved equipment. Restrict access to electrical equipment.

Electrical Isolation:

Cover exposed conductors with a minimum 1/8" thick neoprene blanket draped over the conductor and surrounding area.

Protective Equipment:

Provide workers working on or in the vicinity of active electrical with appropriate protective equipment including insulating gloves, boots, and non-conductive tools.

Section 02 82 33.1 Disposal of Asbestos Containing Waste Material

This section describes the disposal of Asbestos-Containing Materials. Disposal includes packaging of asbestos-containing waste materials. Disposal may be accomplished either by landfilling or converting asbestos containing materials to non- asbestos waste.

Submittals

Before Start of Work: Submit the following to the Owner's Abatement Consultant for review.

Name of waste hauler.

Name and address of landfill where asbestos-containing waste materials are to be buried. Include contact person and telephone number.

Chain of Custody and waste shipment forms proposed.

Submit copies of all waste shipment records to Owner's Abatement Consultant prior to transporting waste material off project site.

Products

Disposal Bags:

Provide 6 mil thick leak-tight polyethylene bags labeled with two labels with text as follows:

First Label: In accordance with 29 CFR 1910.1200(f) of OSHA's Hazard Communication standard:

**DANGER
CONTAINS ASBESTOS FIBERS
AVOID CREATING DUST
CANCER AND LUNG DISEASE HAZARD
BREATHING AIRBORNE ASBESTOS, TREMOLITE, ANTHOPHYLLITE, OR
ACTINOLITE FIBERS IS HAZARDOUS TO YOUR HEALTH**

Second Label: Provide in accordance with U. S. Department of Transportation regulation on hazardous waste marking. 49 CFR parts 171 and 172. Hazardous Substances: Final Rule. Published November 21, 1986 and revised February 17, 1987:

**RQ (ASBESTOS)
Class 9
NA 2212
P.G. III**

Comply with the following sections during all phases of this work:

Section 02 82 21 Respiratory Protection

General

Discharge no visible emissions to the outside air during the collection, processing, packaging, or transporting of any asbestos-containing waste material.

For asbestos-containing waste material to be transported off the facility site, label containers or wrapped materials with the name of the waste generator and the location at which the waste was generated.

Vehicles used to transport asbestos containing wastes must display a sign during loading and unloading operations. The sign should read:

**DANGER
ASBESTOS DUST HAZARD
CANCER AND LUNG DISEASE HAZARD
Authorized Personnel Only**

The letters should be at least one inch in the capitalized lines and 14 point Gothic in the last line.

For all asbestos containing waste material transported off the facility site, maintain waste shipment records with the following information:

The name, address, and telephone number of the waste generator.

The name and address of the local, State, or EPA Regional office responsible for administering the asbestos NESHAP program.

The approximate quantity in cubic yards.

The name and telephone number of the disposal site operator.

The name and physical site location of the disposal site.

The date transported.

The name, address, and telephone number of the transporter(s).

A certification that the contents of the consignment is fully and accurately described by proper shipping name and is classified, packed, marked, and labeled, and is in all respects in proper condition for transport by highway according to applicable international and government regulations.

Provide a copy of the waste shipment record to the disposal site owners or operators at the same time as the asbestos containing waste material is delivered to the disposal site.

For waste shipments where a copy of the waste shipment record, signed by the owner or operator of the designated disposal site, is not received by the waste generator within 35 days of the date the waste was accepted by the initial transporter, the transporter and/or the owner or operator of the designated disposal site will be contacted by the waste generator to determine the status of the waste shipment.

If a copy of the waste shipment record, signed by the owner or operator of the designated waste disposal site is not received by the waste generator within 45 days of the date that it was accepted by the initial transporter, a report written by the waste generator will be sent to the local, State, or EPA Regional office responsible for administering the asbestos NESHAP program. The report will contain the following information:

A copy of the waste shipment record for which a confirmation of delivery was not received.

A cover letter signed by the waste generator explaining the efforts taken to locate the asbestos waste shipment and the results of those efforts.

Retain a copy of all waste shipment records, including a copy of the waste shipment record signed by the owner or operator of the designated waste disposal site, for at least two years.

The Contractor shall provide a copy of all waste manifests showing quantities of waste material transported off the project site.

Furnish upon request, and make available for inspection by the Administrator, all waste shipment records.

All waste is to be hauled by a waste hauler with all required licenses from all state and local authority with jurisdiction.

Load all asbestos-containing waste material in disposal bags. All materials are to be contained in two 6-mil disposal bags. Double bagging of material is to be performed inside the decontamination Unit.

Protect interior of truck or dumpster with Critical and Primary Barriers as described in Section 02 82 16.4 Temporary Enclosures.

Carefully load waste in fully enclosed dumpsters, trucks or other appropriate vehicles for transport. Exercise care before and during transport, to insure that no unauthorized persons have access to the material.

Do not store materials outside of the Work Area. Take waste material from the Work Area directly to a sealed truck or dumpster. Do not transport disposal bagged materials on open trucks. Advise the landfill operator or processor, in advance of transport, of the quantity of material to be delivered.

At disposal site unload waste:

At a disposal site, sealed bags will be carefully unloaded from the truck. If bags are torn or severely damaged, return to work site for rebagging. Clean entire truck and contents using procedures set forth in section 02 82 16.8 Project Decontamination.

Section 02 84 00 Polychlorinated Biphenyls (PCB) and Mercury Lamp Remediation (

Section 02 84 16 Handling of Lighting Ballasts, Lamps, Thermostats, and Batteries

Work in this section shall be completed in all areas prior to building demolition. The Work encompasses removal of all fluorescent light lamps and ballasts, mercury-containing thermostats, and batteries contained in devices such as emergency exit signs and lights present in all Work areas. The Contractor shall recycle the mercury from all light bulbs and thermostats, recycle batteries, and either recycle or incinerate the ballasts. Contractor shall remove all ballasts and separate into two groups: ballasts that have a “No-PCBs” label, and those that do not have a "No-PCBs" label. For bidding purposes, Contractor shall assume that all ballasts are PCB-containing. Following this section is a list of lamp recyclers obtained through Ohio EPA. Ohio EPA does not endorse or approve any lamp recyclers. The list is provided by EA Group for informational and estimating purposes only and may be able to provide additional recycling services for other items.

Lighting and Universal Waste Table – All Sites

HID Lamps	Hg Switch	# 4' Lamps	# 8' Lamps	Exit Signs	Emergency Lights	# Ballasts
18	1	1082	8	15	10	546

Contractor shall recycle the batteries for these units which are assumed to contain lead.

Contractor shall reference the *Pre-Demolition Hazardous Materials Assessment* report in Appendix A for estimated quantities of above stated materials. **Contractor shall verify all quantities in work areas for purposes of bidding. There will be NO change order costs associated with this work.** The Contractor shall provide the Owner’s Abatement Consultant all documentation concerning the handling of these materials prior to completion of the project. The documentation shall also include transport manifests for all material leaving the facility. **See EA Group Survey Reports for Specific locations and quantities.**

Section 02 84 17 Handling of Oil filled Equipment

Work in this section shall be completed in all areas prior to building demolition. Oil filled equipment that potentially may be contaminated with PCBs includes compressor systems and electrical transformers. Demolition Contractor shall handle any found oil filled equipment. If suspect oil is found to contain regulated amounts of PCBs, then disposal will be handled as a change order to the Abatement Contractor if still on site, or the Demolition Contractor if the Abatement Contractor has demobilized from the site. Non-PCB oil may be able to be handled as “used oil” by definition, circumventing disposal. Any transformers found inside locked Electrical vaults are the property and responsibility of the Electric Company servicing the area.

Any documentation generated for the disposal of PCB oils shall be submitted to Owner’s Abatement Consultant prior to completion of the project. The documentation shall also include transport manifests for all material leaving the facility. **See EA Group Survey Reports for Specific locations and quantities.**

Clean Harbors

4879 Spring Grove Ave
Cincinnati, OH 45232
Phone: (513) 681-5738
Fax: (513) 681-6246
Web Site: www.cleanharbors.com

Environmental Enterprises Inc

4650 Spring Grove Ave
Cincinnati, OH 45232
Phone: (513) 772-2818
Fax: (513) 782-8950
Web Site: www.eeienv.com
E-Mail: customerservice@eeienv.com

Environmental Recycling

527 E. Woodland Circle
P.O. Box 167
Bowling Green, OH 43402
Phone: (419) 354-6110
Fax: (419) 354-5110
Web Site: www.envrecycle.com
E-Mail: wgrabowski@envrecycle.com

Fluorescent Recycling Inc.

9214 Reno Avenue
Cleveland, OH 44105
Phone: (216) 341-1500
Fax: (216) 341-1600
E-Mail: fluorescentre@aol.com

Gem City Environmental Recycling

30 Mario Drive
Dayton, OH 45426
Phone: (937) 623-3233
Fax: (937) 767-2767

Gross Electric

2807 North Reynolds Road
Toledo, OH 43615
Phone: (419) 537-1818
Fax: (419) 537-6627
Web Site: www.grosselectric.com

SunPro

7392 Whipple Ave., NW
North Canton, OH 44720
Phone: (330) 966-0910
Web Site: www.sunproservices.com/

Harrington Electric

3800 Perkins Ave
Cleveland, OH 44114
Phone: (216) 361-5101
Fax: (216) 361-0582
Web Site: www.harringtonelectric.com
E-Mail: scolagross@harringtonelectric.com

Mayer Associates, Inc.

18700 Brewster Road
Bainbridge Twp, OH 44203
Phone: (440) 708-9874
Fax: (440) 543-2643
Web Site: www.mayerassociates.com/

Mercury Safe Solutions

6772 Concord Road
Delaware, OH 43015
Phone: (614) 537-2781
Fax: (740) 881-9999
E-Mail: mercurysafesolutions@yahoo.com

Special Waste Systems, Inc.

325 N. Riverview Ave.
Section C
Miamisburg, OH 45342
Phone: (937) 866-8898
Fax: (937) 866-8181
Web Site: www.specialwastesystems.com/
E-Mail: sales@specialwastesystems.com

USA Lamp and Ballast Recycling

7806 Anthony Wayne Ave.
Cincinnati, OH 45216
Phone: (800) 778-6645
(513) 850-0202
Fax: (513) 641-4156
Web Site: www.usalamp.com/

e-Waste LLC

1261 Hudson Gate Drive
Hudson, OH 44236
Phone: (330) 650-0274
Fax: (330) 650-0597
Web Site: www.e-wasteonline.com
E-Mail: gdonahoe@e-wasteonline.com

Section 02 87 00 Freon Recovery, Fire Suppression, and Stored Chemicals

Section 02 87 01 Freon

Work in this section shall be completed in all areas prior to building demolition. The Clean Air Act of 1990 requires recapture, recycling, and safe disposal of chlorofluorocarbons (CFCs) and hydro chlorofluorocarbons (HCFCs) used in air conditioners, refrigerators, and freezers as coolant. Under the Act, no one may accept an item containing CFCs and HCFCs for recycling or disposal unless the Freon contained within it is properly removed and the owner/hauler/appliance company can show proof of proper removal. It is unlawful for any person to knowingly release or vent CFCs or HCFCs into the air. The EPA requires certification for all technicians removing Freon as of 11/14/94.

Using certified individuals and/or entities, Contractor shall remove Freon from refrigeration units as identified below. Contractor shall expect to find R22, R12 or R134A inside all of the units. Contractor shall be responsible for recycling of the Freon and providing all documentation associated with the recycling and / or disposal of the materials. Contractor shall also be responsible for shutting down any building equipment needed to complete Freon recovery work.

Contractor's bid must include the removal of all Freon and like materials present in all refrigeration sources. Source units exist throughout the interior and rooftops of the facility. The Owner is not planning on salvaging any of the HVAC units. Contractor shall reference the Hazardous Materials Survey in Appendix A for information regarding components that contain Freon. **Contractor shall verify the quantity of the all materials in the building described in this Section. There will be NO change order costs associated with this work.**

The Contractor shall provide the Owner's Abatement Consultant all documentation concerning the handling of these materials prior to completion of the project. The documentation shall also include transport manifests for all material leaving the facility. See EA Group Survey Reports for Specific locations and quantities.

Section 02 87 03 Stored Chemicals

Work in this section shall be completed in all areas prior to building demolition. It is expected that general cleaning products may remain and will need to be disposed of prior to building demolition. Any paint / chemical products that remain will be disposed under this contract. Contractor shall consolidate all stored chemicals based on compatibility and maintain in a secure area until such time they are removed from the buildings. Contractor shall arrange with a hazardous material disposal company to treat or dispose of the stored chemicals. **Two 350-gallon ASTs were observed in the Basement at 199-209 North St. Clair Street and appear empty or mostly empty. Contractor is responsible for verifying this and properly disposing/recycling any remaining contents. See figure one for locations of ASTs. Contractor shall verify the quantity of remaining stored chemicals in the buildings. There will be NO change order costs associated with this work.**

Contractor shall provide to Owner's Abatement Consultant a full inventory of all stored chemicals that are consolidated and scheduled for treatment or disposal. Owner's Abatement Consultant shall be provided this list prior to containerizing or removing the stored chemicals from the buildings. Contractor shall provide to Owner's Abatement Consultant all manifest documentation associated with the transport, interim storage, treatment and disposal of the stored chemicals. **See EA Group Survey Reports for Specific locations and quantities.**

END OF DIVISION 02 EXISTING CONDITIONS – HAZARDOUS MATERIALS ABATEMENT

APPENDIX A

PRE-DEMOLITION HAZARDOUS MATERIALS ASSESSMENTS (ALL SITES) [EXCERPTS]



EA GROUP

Environmental Analysis
and Management

December 19, 2023

Mr. Bill Gallagher
CT Consultants, Inc.
8150 Sterling Court
Mentor, Ohio 44060

RE: **Pre-Demolition Hazardous Materials Assessment**
Vacated Burger King, 175 East Erie Street, Painesville, Ohio
OH45852

Description of Work

EA Group, Mentor, Ohio was contracted by the CT Consultants, Inc. to conduct a pre-demolition hazardous materials assessment for the vacated Burger King at 175 East Erie Street in Painesville, Ohio. The assessment activities included a survey for asbestos-containing materials (ACMs); representative sampling of various painted and unpainted building components that would become “demolition debris” for waste characterization purposes (toxicity characteristic leaching procedure [TCLP] for lead); an inventory of non-incandescent lighting and other “universal waste” materials, stored chemicals in large quantities and regulated refrigerants; and, a visual assessment for the presence of underground and above ground storage tanks. This report provides the results of the pre-demolition hazardous materials assessment.

Assessment and sampling activities were performed by EA Group representative Christopher Hatfield on December 8, 2023.

Asbestos Survey

EA Group’s licensed Asbestos Hazard Evaluation Specialist Christopher Hatfield, ES35398, inspected the structure, developed a sampling strategy, and procured bulk samples of suspect ACM on December 8, 2023. Homogeneous Groups of suspect ACM are identified on the *Asbestos Inspection Data Sheet* forms in Appendix A. Classification of any positively identified or assumed ACM has been made per National Emission Standard for Hazardous Air Pollutants (NESHAP) regulations, with notations for compliance with Occupational Safety and Health Administration (OSHA) regulations, if and where applicable. Room/area designations and sampling locations for the survey are provided on the schematics in Appendix A.

Objective and Limitations of the Inspection

The objective of this survey was to identify and sample suspect ACM associated with the vacated Burger King at 175 East Erie Street in Painesville, Ohio, which is planned for demolition, pursuant to NESHAP and OSHA regulations.



December 19, 2023

CT Consultants

Pre-Demolition Hazardous Materials Assessment

Vacated Burger King, 175 East Erie Street, Painesville, Ohio
OH45852

Page 2

No slab vapor barriers or foundation waterproofing was identified.

GENERAL LIMITATIONS

1. EA Group cannot guarantee that all ACM has been identified by this assessment.
2. Additional asbestos materials, not previously identified or quantified, are frequently encountered during renovation or demolition.
3. Actual quantities of asbestos material may vary from any estimates provided in EA Group's report due to identification of additional materials and difficulties in quantifying hidden or inaccessible materials.
4. Prior to demolition or renovation of any structure or equipment, suspect materials that were previously inaccessible or excluded from sampling should be sampled and analyzed for asbestos.

Asbestos Analysis

The bulk samples were analyzed by polarized light microscopy for asbestos content at or through the Laboratory Division of EA Group, which is accredited by the National Institute of Standards and Technology – National Voluntary Laboratory Accreditation Program. The United States Environmental Protection Agency requires all materials containing greater than one percent asbestos by weight to be considered asbestos-containing materials. Composite or layered analyses were performed, depending on the nature of a material. Analytical results are provided in Appendix B.

Results of Asbestos Analysis

As indicated on the *Asbestos Inspection Data Sheet* forms in Appendix A, all of the materials that were sampled as suspect were determined to be non-ACM (no asbestos detected).

Because the suspect materials were determined to be non-ACM, no further action is recommended for the sampled materials. However, all documentation associated with the samples, including this report, should be retained for future reference.

Characterization of “Demolition Debris”

Representative subsamples of various painted and unpainted building components that would become “demolition debris” were secured from the building and used to form an individual composite sample for the building. The sample was analyzed by the Laboratory Division of EA Group according to



December 19, 2023

CT Consultants

Pre-Demolition Hazardous Materials Assessment

Vacated Burger King, 175 East Erie Street, Painesville, Ohio
OH45852

Page 3

TCLP protocol for lead. The results for the analysis are provided in Table 2, attached, and detailed in the laboratory report in Appendix B.

As shown in Table 2, the sample did not contain any detectable concentrations of extractable lead by TCLP protocol, and on this basis, the “demolition debris-type” materials would not be considered to exhibit the characteristic of a hazardous waste due to lead toxicity.

Non-Incandescent Lighting and “Universal Waste” Materials

The building was inspected for various universal waste-type materials that would need to be addressed prior to or as part of demolition activities. These consisted of non-incandescent lighting fixtures (fluorescent lamps and potential polychlorinated biphenyl [PCB] ballasts); suspect mercury-containing equipment (MCE) (e.g., thermostats, switches); emergency lighting/exit signs, which typically house lead-containing rechargeable batteries [gel cells, sealed lead-acid]; and, refrigerant units that may contain regulated chlorofluorocarbons (CFCs).

Commercial entities that can manage or assist with managing these types of materials can be found at the new/revised Ohio EPA website “<https://recyclesearch.com/profile/ohioepa-recycling-directory>”.

A total of approximately 350 four-foot lamps, 18 high intensity discharge (HID) lamps, one U-lamp, and seven fluorescent lamps, with an estimated total of 176 ballasts, which may or may not contain PCBs, were noted. If the fixtures cannot be reused, they should all be provided for reclamation because of the mercury in the lamps and possible PCBs in the ballasts.

Five exit signs and two emergency lights were noted. If these are to be disposed, they would need to be provided for reclamation.

One transformer was observed behind the building. Oil-filled equipment, including but not limited to non-PCB transformers, elevator hydraulics, compressors, compressors and small motors, will need to have the oil drained and properly disposed of prior to disposing or recycling the equipment. The oil may be able to be handled as “used oil” by definition, circumventing disposal.

A fire suppression system was noted in the chemical storage area. Removal should be performed by qualified personnel.



December 19, 2023

CT Consultants

Pre-Demolition Hazardous Materials Assessment

Vacated Burger King, 175 East Erie Street, Painesville, Ohio
OH45852

Page 4

Regulated Refrigerants

The property was inspected for the presence of refrigerant sources that may contain regulated chlorofluorocarbons (CFCs). Two condensing units for walk-in freezers and five package units with air conditioners were noted on the rooftop. These items may contain regulated CFC refrigerant that would require special handling (extraction of CFCs) if the items are to be disposed.

Inspection for Underground Storage Tanks (USTs) and Above Ground Storage Tanks (ASTs)

There was no evidence of USTs (e.g., fill pipes, vent pipes) and no ASTs were observed in the building. No USTs were found to be registered to the property address according to the State Fire Marshal Bureau of Underground Storage Tank Regulations (BUSTR) Ohio Tank Tracking and Environmental Regulations (OTTER) database.

If you have any questions or concerns regarding the above information, please contact the undersigned. Thank you for consulting EA Group.

Sincerely,

EA Group

Timothy S. Bowen,
Vice President/Technical Director

Christopher Hatfield,
ES35398

Table 1 Summary of Results - Vacated Burger King, 175 East Erie Street, Painesville, Ohio

Group	ID # OH45852	MATERIAL DESCRIPTION	Material Type	RESULT
A	01	2'x4' Ceiling Panel; Gypsum Board	M/NF2	0
A	02	2'x4' Ceiling Panel; Gypsum Board	M/NF2	0
B	03	FRP Adhesive	M/NF2	0
B	04	FRP Adhesive	M/NF2	0
C	05	4" Cove Base & mastic; Black	M/NF1	0
C	06	4" Cove Base & mastic; Black	M/NF1	0
D	07	Tile Cove Base Adhesive	M/NF1	0
D	08	Tile Cove Base Adhesive	M/NF1	0
E	09	Window Caulking	M/NF2	0
E	10	Window Caulking	M/NF2	0
F	11	Unfinished Drywall	M/NF2	0
F	12	Unfinished Drywall	M/NF2	0
G	13	Quarry Tile Thinset & Grout	M/NF2	0
G	14	Quarry Tile Thinset & Grout	M/NF2	0
H	15	Ceramic Wall Tile Adhesive & grout	M/NF2	0
H	16	Ceramic Wall Tile Adhesive & grout	M/NF2	0
I	17	Drywall System	M/NF2	0
I	18	Drywall System	M/NF2	0
I	19	Drywall System	M/NF2	0
J	20	Textured Wall Coating	M/NF2	0
J	21	Textured Wall Coating	M/NF2	0
K	22	Floor Mat Adhesive	M/NF2	0
K	23	Floor Mat Adhesive	M/NF2	0
L	24	Ceramic Floor Tile Adhesive & grout	M/NF2	0
L	25	Ceramic Floor Tile Adhesive & grout	M/NF2	0
M	26	2'x2' Ceiling Panel; Pockmark, Pinhole	M	0
M	27	2'x2' Ceiling Panel; Pockmark, Pinhole	M	0
N	28	Drywall System; Ceiling	M/NF2	0
N	29	Drywall System; Ceiling	M/NF2	0
O	30	Ceramic Wall Tile Adhesive & grout	M/NF2	0
O	31	Ceramic Wall Tile Adhesive & grout	M/NF2	0
P	32	Parapet Sealant	M/NF2	0
P	33	Parapet Sealant	M/NF2	0
Q	34	Roofing Material	M/NF1	0
Q	35	Roofing Material	M/NF1	0
R	36	Roof Flashing	M/NF1	0
R	37	Roof Flashing	M/NF1	0

Table 1 Summary of Results - Vacated Burger King, 175 East Erie Street, Painesville, Ohio

Group	ID # OH45852	MATERIAL DESCRIPTION	Material Type	RESULT
S	38	Roof Shingle System	M/NF1	0
S	39	Roof Shingle System	M/NF1	0
T	40	Roof Shingle System	M/NF1	0
T	41	Roof Shingle System	M/NF1	0
U	42	Window/Door Caulking	M/NF2	0
U	43	Window/Door Caulking	M/NF2	0

Group = Homogeneous Group identification

Material Type: S = Surfacing

T = Thermal System Insulation

M = Miscellaneous

NF1 = Non-Friable Category I

NF2 = Non-Friable Category II

Result: 0 = non-ACM

[+] = ACM

**Table 2. Summary of Waste Characterization Analysis for Lead
CT Consultants, Inc.
Vacated Burger King, 175 East Erie Street, Painesville, Ohio**

December 8, 2023 Sampling

Sample ID	Materials	TCLP Lead
OH45852- 01 Pb	Demolition Debris	< 0.10

TCLP = Toxicity Characteristic Leaching Procedure

Results for TCLP Lead expressed in milligrams per liter (mg/l).

‡ = concentration exceeds TCLP Hazardous Waste Characteristic

Demolition Debris sample composite of various painted/unpainted interior & exterior materials



EA GROUP

Environmental Analysis
and Management

APPENDIX A

Asbestos Inspection Data Sheet(s)

General Sample Location Schematic(s)

ASBESTOS INSPECTION DATA SHEET KEY

Client and Project:	Information provided by either Work Order or Scope of Work
Building:	Name or address of building.
Functional Space:	A room, group of rooms, or homogeneous area designated by the inspector to prepare management plans, design abatement projects, or conduct response actions.
Location:	Location of homogeneous material being sampled or occurrence of homogeneous material.
Group:-	An arbitrary designation (number or letter) assigned to each homogeneous material (material that is uniform in color and texture, serves the same function, and was installed at the same time) encountered during sampling.
ID #:	A sample number assigned by the inspector which begins with the work order number (OHXXXXX) at the top of the column and then a unique sample number for each sample. May include an additional suffix (e.g., building ID, sampling date).
Material Description:	Distinguishing characteristics that may include system type, function, size, color, shape etc.
Quantity:	Defined as square feet (SF) [default], linear feet (LF), or individual number of fittings or miscellaneous items, each (EA)
Material Type:	Abbreviations provided on the form as: S Surfacing Material (troweled or sprayed-on) T Thermal System Insulation (TSI) M Miscellaneous (Friable, unless otherwise noted): NF1 - Non-friable Category I NF2 - Non-friable Category II
Material Condition:	Typically noted only for general surveys (e.g., for O&M planning purposes). ND No Damage. The material is in visibly good condition with no apparent/obvious damage. D Damage. Material has damage to less than 10% of the entire homogeneous group or less than 25% of a localized section of the homogeneous group. SD Significant Damage. Material has damage to greater than 10% of the entire homogeneous group or greater than 25% of a localized section of the homogeneous group.
Friable:	When dry, an asbestos-containing material [ACM] is considered friable if it can be crumbled, pulverized, or reduced to powder by <i>hand pressure</i>
Result:	0 = material determined to be non-ACM (no asbestos); [+] = material determined to contain a regulated amount of asbestos (confirmed ACM) Additional notations may be included for specific samples or materials for further clarification, which would be defined under "Comments"

ASBESTOS INSPECTION DATA SHEET

Client: CT Consultants, Inc.		175 East Erie Street, Painesville, Ohio		Building: Vacated Burger King					
Project: Pre-Demolition Asbestos Survey		Functional Space: As Indicated							
LOCATION	Group	ID #	MATERIAL DESCRIPTION	Quantity	Material Type Cond	FRIABLE	RESULT	NOTES	
Walk-Ins									
Dry Storage	A	01	2'x4' Ceiling Panel; Gypsum Board				0	NO SUSPECT ACM	
	B	03	FRP Adhesive				0		
	B	04	FRP Adhesive				0		
	C	05	4" Cove Base & mastic; Black				0		
	C	06	4" Cove Base & mastic; Black				0		
	D	07	Tile Cove Base Adhesive				0		
Kitchen	E	09	Window Caulking				0		
	F	11	Unfinished Drywall				0		
	G	---	Quarry Tile Thinset & Grout				0		
	A	02	2'x4' Ceiling Panel; Gypsum Board				0		
	D	08	Tile Cove Base Adhesive				0		
				COMMENTS:					
	MATERIALS: TYPE: S - Surfacing T - Thermal M - Miscellaneous NF1 - Non-friable Cat. I NF2 - Non-friable Cat. II N/S = not suspect CONDITION: [if relevant] ND - No Damage D - Damage SD - Significant Damage			QUANTITY = Square Feet unless noted LF = Linear Feet; EA = each NQ = not quantified FRIABLE: Y = Regulated ACM (RACM) by definition N = not RACM by definition NF1/NF2 may be friable due to condition or may become friable during reno/demo RESULT: 0 - Non-ACM [+] = ACM [no other assessment required] B = Verified by layering/point counting					
	EA GROUP 7118 Industrial Park Blvd. Mentor, OH 44060-5314 (440) 951-3514			EAG Technician(s): Christopher Hatfield		ES 35398		EAG OH45852	
			Survey Date(s): December 8, 2023		Page 1 of 5				

ASBESTOS INSPECTION DATA SHEET

Client: CT Consultants, Inc.		175 East Erie Street, Painesville, Ohio		Building: Vacated Burger King					
Project: Pre-Demolition Asbestos Survey				Functional Space: As Indicated					
LOCATION	Group	ID #	MATERIAL DESCRIPTION	Quantity	Material		RESULT	NOTES	
					Type	Cond			
Kitchen	E	10	Window Caulking				0		
	F	12	Unfinished Drywall				0		
	G	---	Quarry Tile Thinset & Grout				0		
	H	15	Ceramic Wall Tile Adhesive & grout				0		
	H	16	Ceramic Wall Tile Adhesive & grout				0		
	A	---	2'x4' Ceiling Panel; Gypsum Board				0		
Office	B	---	FRP Adhesive				0		
	G	---	Quarry Tile Thinset & Grout				0		
	A	---	2'x4' Ceiling Panel; Gypsum Board				0		
Back Hall	B	---	FRP Adhesive				0		
	G	13	Quarry Tile Thinset & Grout				0		
MATERIALS:			COMMENTS:						
TYPE:									
S - Surfacing			QUANTITY = Square Feet unless noted						
T - Thermal			LF = Linear Feet; EA = each						
M - Miscellaneous			NQ = not quantified						
NF1 - Non-friable Cat. I			FRIABLE:						
NF2 - Non-friable Cat. II			Y = Regulated ACM (RACM) by definition						
N/S = not suspect			N = not RACM by definition						
CONDITION: [if relevant]			NF1/NF2 may be friable due to condition or may become friable during reno/demo						
ND - No Damage			RESULT:						
D - Damage			O - Non-ACM						
SD - Significant Damage			[+] = ACM [no other assessment required]						
EA GROUP			B = Verified by layering/point counting						
7118 Industrial Park Blvd.			EAG Technician(s): Christopher Hatfield					ES 35398	EAG OH45852
Mentor, OH 44060-5314			Survey Date(s): December 8, 2023						Page 2 of 5
(440) 951-3514									

ASBESTOS INSPECTION DATA SHEET

Client: CT Consultants, Inc.		175 East Erie Street, Painesville, Ohio		Building: Vacated Burger King					
Project: Pre-Demolition Asbestos Survey				Functional Space: As Indicated					
LOCATION	Group	ID #	MATERIAL DESCRIPTION	Quantity	Material		RESULT	NOTES	
					Type	Cond			
Dining Room & Vestibules	D	---	Tile Cove Base Adhesive				0		
	G	14	Quarry Tile Thinset & Grout				0		
	I	17	Drywall System				0		
	I	19	Drywall System				0		
	J	20	Textured Wall Coating				0		
	J	21	Textured Wall Coating				0		
	L	24	Ceramic Floor Tile Adhesive & grout				0		
	L	25	Ceramic Floor Tile Adhesive & grout				0		
	M	26	2'x2' Ceiling Panel; Pockmark, Pinhole				0		
	M	27	2'x2' Ceiling Panel; Pockmark, Pinhole				0		
	D	---		Tile Cove Base Adhesive				0	
	G	---		Quarry Tile Thinset & Grout				0	
	Play Area								
<p>MATERIALS:</p> <p>TYPE:</p> <p>S - Surfacing</p> <p>T - Thermal</p> <p>M - Miscellaneous</p> <p>NF1 - Non-friable Cat. I</p> <p>NF2 - Non-friable Cat. II</p> <p>N/S = not suspect</p> <p>CONDITION: [if relevant]</p> <p>ND - No Damage</p> <p>D - Damage</p> <p>SD - Significant Damage</p>		<p>QUANTITY = Square Feet unless noted</p> <p>LF = Linear Feet; EA = each</p> <p>NQ = not quantified</p> <p>FRIABLE:</p> <p>Y = Regulated ACM (RACM) by definition</p> <p>N = not RACM by definition</p> <p>NF1/NF2 may be friable due to condition or may become friable during reno/demo</p> <p>RESULT:</p> <p>O - Non-ACM</p> <p>[+] = ACM [no other assessment required]</p> <p>B = Verified by layering/point counting</p>						<p>COMMENTS:</p>	
<p>EA GROUP</p> <p>7118 Industrial Park Blvd.</p> <p>Mentor, OH 44060-5314</p> <p>(440) 951-3514</p>		<p>EAG Technician(s): Christopher Hatfield</p> <p>ES 35398</p>		<p>EAG OH45852</p>					
Survey Date(s): December 8, 2023								Page 3 of 5	

ASBESTOS INSPECTION DATA SHEET

Client: CT Consultants, Inc.		175 East Erie Street, Painesville, Ohio		Building: Vacated Burger King					
Project: Pre-Demolition Asbestos Survey				Functional Space: As Indicated					
LOCATION	Group	ID #	MATERIAL DESCRIPTION	Quantity	Material		RESULT	NOTES	
					Type	Cond			
Play Area	I	18	Drywall System				0		
	K	22	Floor Mat Adhesive				0		
	K	23	Floor Mat Adhesive				0		
	M	---	2'x2' Ceiling Panel; Pockmark, Pinhole				0		
Restrooms	G	---	Quarry Tile Thinset & Grout				0		
	N	28	Drywall System; Ceiling				0		
	N	29	Drywall System; Ceiling				0		
	O	30	Ceramic Wall Tile Adhesive & grout				0		
Exterior	O	31	Ceramic Wall Tile Adhesive & grout				0		
	P	32	Parapet Sealant				0		
	P	33	Parapet Sealant				0		
	Q	34	Roofing Material				0		
	Q	35	Roofing Material				0		
MATERIALS:		QUANTITY = Square Feet unless noted						COMMENTS:	
TYPE:		LF = Linear Feet; EA = each							
S - Surfacing		NQ = not quantified							
T - Thermal		FRIABLE:							
M - Miscellaneous		Y = Regulated ACM (RACM) by definition							
NF1 - Non-friable Cat. I		N = not RACM by definition							
NF2 - Non-friable Cat. II		NF1/NF2 may be friable due to condition							
N/S = not suspect		or may become friable during reno/demo							
CONDITION: [if relevant]		RESULT:							
ND - No Damage		O - Non-ACM							
D - Damage		[+] = ACM [no other assessment required]							
SD - Significant Damage		B = Verified by layering/point counting							
EA GROUP		EAG Technician(s): Christopher Hatfield		ES 35398		EAG OH45852			
7118 Industrial Park Blvd. Mentor, OH 44060-5314 (440) 951-3514		Survey Date(s): December 8, 2023						Page 4 of 5	

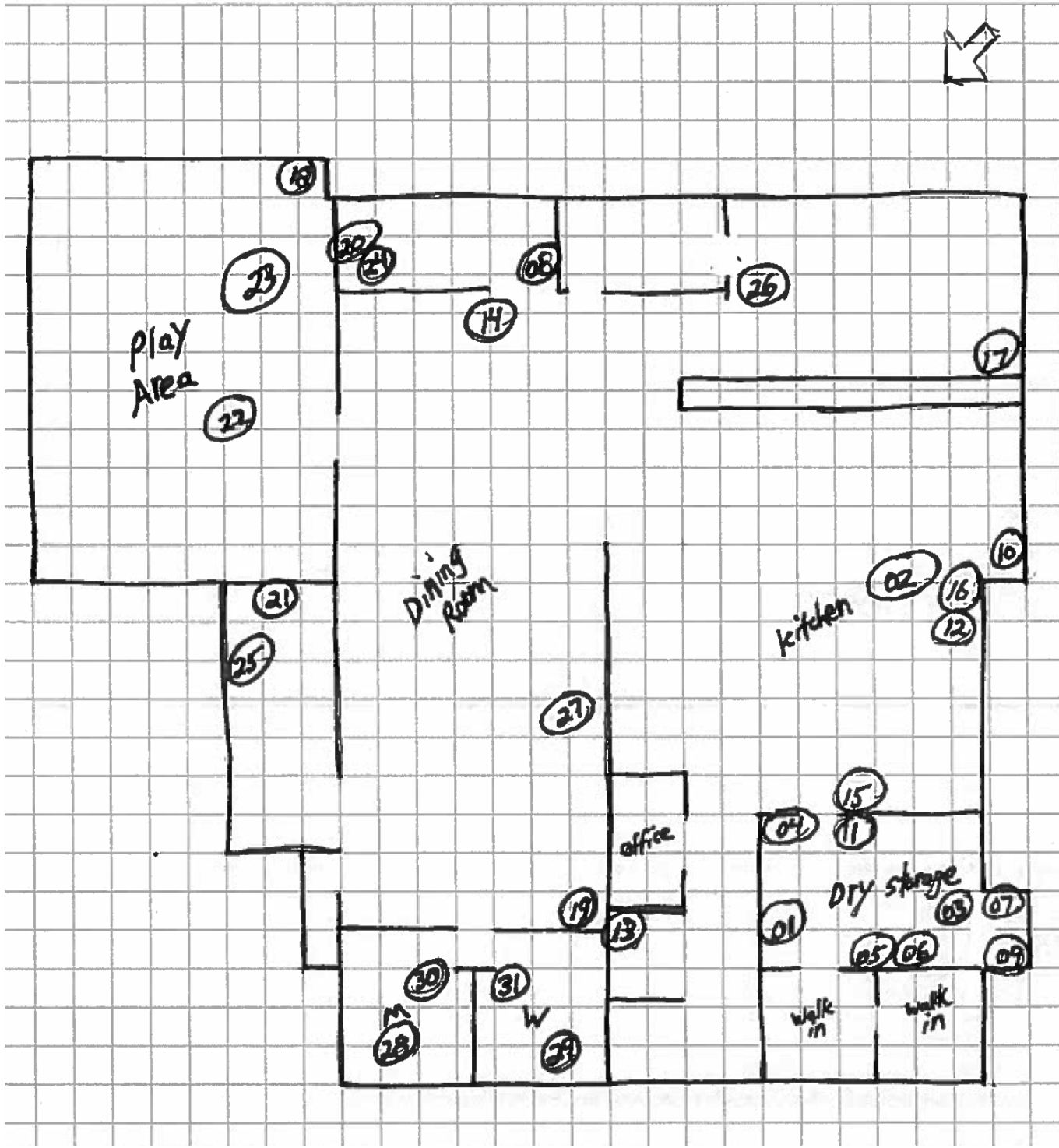
ASBESTOS INSPECTION DATA SHEET

Client: CT Consultants, Inc.		175 East Erie Street, Painesville, Ohio		Building: Vacated Burger King					
Project: Pre-Demolition Asbestos Survey				Functional Space: As Indicated					
LOCATION	Group	ID #	MATERIAL DESCRIPTION	Quantity	Material		RESULT	NOTES	
					Type	Cond			
Exterior	R	36	Roof Flashing				0		
	R	37	Roof Flashing				0		
	S	38	Roof Shingle System				0		
	S	39	Roof Shingle System				0		
	T	40	Roof Shingle System				0		
	T	41	Roof Shingle System				0		
	U	42	Window/Door Caulking				0		
	U	43	Window/Door Caulking				0		
			COMMENTS:						
			No slab vapor barrier or foundation waterproofing present						
			EA GROUP						
			EAG Technician(s): Christopher Hatfield					ES 35398	EAG OH45852
			Survey Date(s): December 8, 2023						Page 5 of 5

MATERIALS:
TYPE:
 S - Surfacing
 T - Thermal
 M - Miscellaneous
 NF1 - Non-friable Cat. I
 NF2 - Non-friable Cat. II
 N/S = not suspect
CONDITION: [if relevant]
 ND - No Damage
 D - Damage
 SD - Significant Damage

QUANTITY = Square Feet unless noted
 LF = Linear Feet; EA = each
 NQ = not quantified
FRIABLE:
 Y = Regulated ACM (RACM) by definition
 N = not RACM by definition
 NF1/NF2 may be friable due to condition or may become friable during reno/demo
RESULT:
 O - Non-ACM
 [+] = ACM [no other assessment required]
 B = Verified by layering/point counting

7118 Industrial Park Blvd.
 Mentor, OH 44060-5314
 (440) 951-3514



DRAWING FOR GENERAL REFERENCE PURPOSES ONLY.
 ACTUAL ROOM CONFIGURATIONS MAY DIFFER FROM THOSE
 SHOWN; ANNOTATIONS BY EA GROUP.
 REFER TO SURVEY FOR DETAILS. NO SCALE.

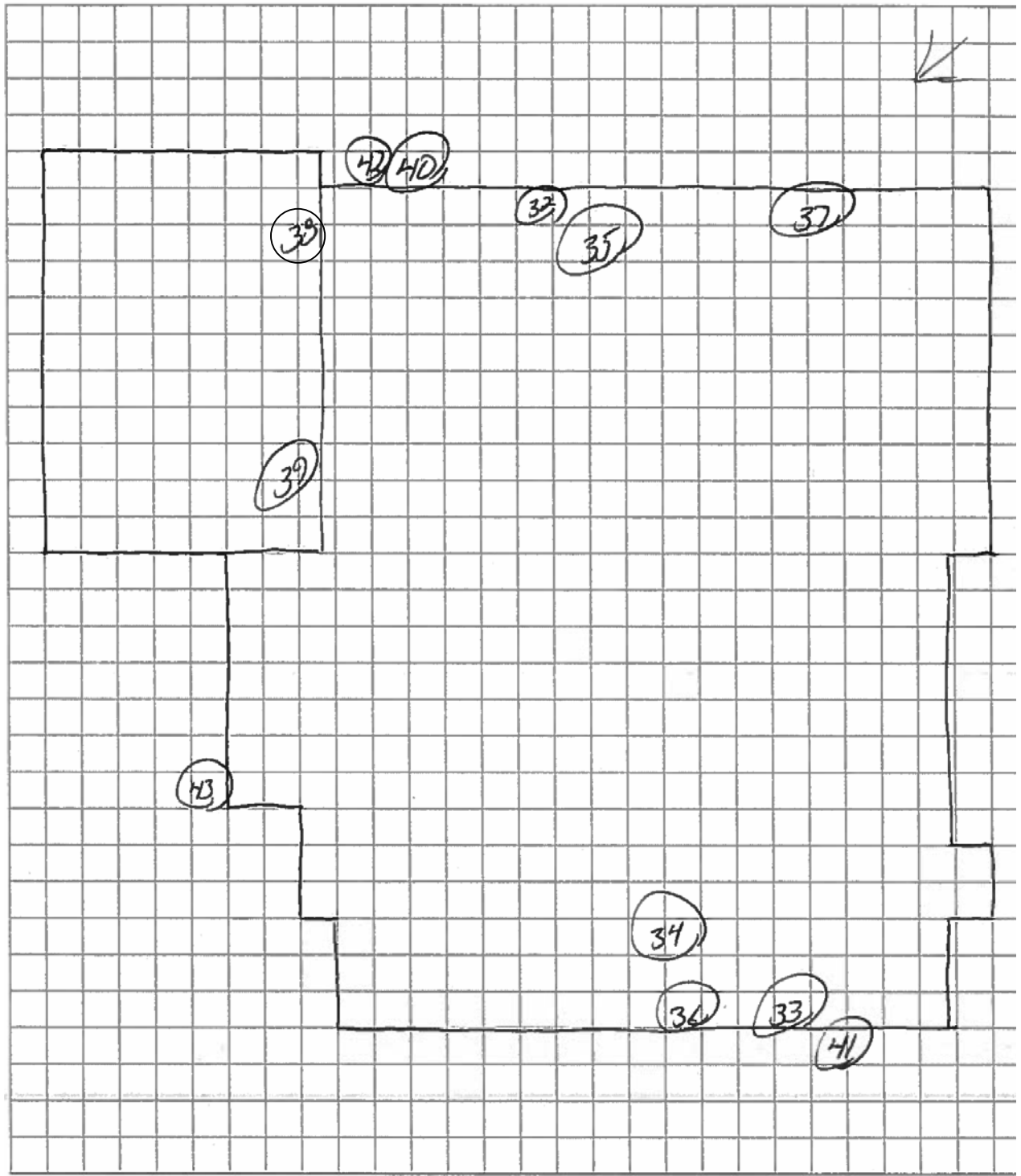


KEY

01 Asbestos Sample No. & General Location

Asbestos Sampling Locations Diagram

Vacated Burger King - Interior
 175 East Erie Street, Painesville, Ohio



DRAWING FOR GENERAL REFERENCE PURPOSES ONLY.
ACTUAL ROOM CONFIGURATIONS MAY DIFFER FROM THOSE
SHOWN; ANNOTATIONS BY EA GROUP.
REFER TO SURVEY FOR DETAILS. NO SCALE.

KEY

(01) Asbestos Sample No. & General Location

Asbestos Sampling Locations Diagram

Vacated Burger King - Exterior
175 East Erie Street, Painesville, Ohio



APPENDIX B

Laboratory Analytical Report(s)



CT Consultants, Inc.
8150 Sterling Ct.
Mentor, OH 44060
Bill Gallagher

Client Project: Pre-Demolition Survey Former Burger King

EA Group Workorder Number: 231200107

Received on December 8, 2023

The following analytical report contains results as requested for samples as received by EA Group. The results included in this report have been reviewed for compliance with the analytical methods indicated in this report. All data has been found to be compliant with accepted laboratory protocol, except as noted in the QC narrative. Industrial hygiene reports, air and/or surface concentrations results are based upon sampling information provided by the client. Analyst initials of REF indicate analysis performed at a subcontract facility.

If you have questions, comments or require further assistance regarding this report, please contact your client services representative or one of the individuals listed below.

Data or reporting:

Debbie Lauer - Lab Manager
dlauer@eagroupohio.com

Sample tracking, supplies:

Sample Receiving
sreceiving@eagroupohio.com

Invoice Related:

Bonnie Renbarger - Office Manager
brenbarger@eagroupohio.com

Reproduction of this report is prohibited except in its entirety. Unless noted, soil, sludge and sediment results are reported on dry weight basis. The "Sample Reporting Limit" is based on the method used for analysis and does not refer to any regulatory limit. These results relate only to the items tested.



EA GROUP

Environmental Analysis
and Management

Laboratory Analytical Report

CT Consultants, Inc.

8150 Sterling Ct.

Mentor, OH 44060

Attention:
Bill Gallagher

Project Identification

Pre-Demolition Survey Former Burger King

OH45852

Purchase Order:

EA Group

Order Number

2312-00107

Carl R. Eggebraaten
Microscopist

Deborah L. Lauer
Laboratory Manager

December 18, 2023



Project Summary

The following analytical report contains the results as requested for samples submitted to EA Group. The results included in this report have been reviewed for compliance with the analytical methods indicated in this report. All data have been found to be compliant with accepted laboratory protocol. Exceptions, if any, are noted below.

Sample Summary

Sample Receive Date: 12/ 8/2023

EAG	Client	EAG	Client
<u>Sample Identification</u>	<u>Sample Identification</u>	<u>Sample Identification</u>	<u>Sample Identification</u>
231200107-01A	OH45852-01	231200107-02A	OH45852-02
231200107-03A	OH45852-03	231200107-04A	OH45852-04
231200107-05A	OH45852-05	231200107-06A	OH45852-06
231200107-07A	OH45852-07	231200107-08A	OH45852-08
231200107-09A	OH45852-09	231200107-10A	OH45852-10
231200107-11A	OH45852-11	231200107-12A	OH45852-12
231200107-13A	OH45852-13	231200107-14A	OH45852-14
231200107-15A	OH45852-15	231200107-16A	OH45852-16
231200107-17A	OH45852-17	231200107-18A	OH45852-18
231200107-19A	OH45852-19	231200107-20A	OH45852-20
231200107-21A	OH45852-21	231200107-22A	OH45852-22
231200107-23A	OH45852-23	231200107-24A	OH45852-24
231200107-25A	OH45852-25	231200107-26A	OH45852-26
231200107-27A	OH45852-27	231200107-28A	OH45852-28
231200107-29A	OH45852-29	231200107-30A	OH45852-30
231200107-31A	OH45852-31	231200107-32A	OH45852-32
231200107-33A	OH45852-33	231200107-34A	OH45852-34
231200107-35A	OH45852-35	231200107-36A	OH45852-36
231200107-37A	OH45852-37	231200107-38A	OH45852-38
231200107-39A	OH45852-39	231200107-40A	OH45852-40
231200107-41A	OH45852-41	231200107-42A	OH45852-42
231200107-43A	OH45852-43		

Quality Control Narrative

This report contains data which was produced by a subcontracted laboratory

NVLAP Lab Code 101165-0 for Asbestos Analysis.

IATL, Inc.

9000 Commerce Parkway, Suite B

Mt. Laurel, NJ 08054

Reproduction of this report is prohibited except in its entirety. Unless noted, soil, sludge, and sediment results are reported on dry weight basis. The "Sample Reporting Limit" is based on the method used for analysis and does not refer to any regulatory limit.

CERTIFICATE OF ANALYSIS

Client: EA Group
7118 Industrial Park
Mentor OH 44060

Report Date: 12/13/2023
Report No.: 693590 - PLM
Project: OH45852
Project No.: 2312-107

Client: EAG482

PLM BULK SAMPLE ANALYSIS SUMMARY

Lab No.: 7704936	Analyst Observation: Brown/Off-White Drywall	Location:
Client No.: OH45852-01	Client Description:	Facility:
<u>Percent Asbestos:</u> <i>None Detected</i>	<u>Percent Non-Asbestos Fibrous Material:</u> 10 Cellulose 10 Fibrous Glass	<u>Percent Non-Fibrous Material:</u> 80

Lab No.: 7704937	Analyst Observation: Brown/Off-White Drywall	Location:
Client No.: OH45852-02	Client Description:	Facility:
<u>Percent Asbestos:</u> <i>None Detected</i>	<u>Percent Non-Asbestos Fibrous Material:</u> 10 Cellulose 10 Fibrous Glass	<u>Percent Non-Fibrous Material:</u> 80


Lab No.: 7704938	Analyst Observation: Yellow Mastic	Location:
Client No.: OH45852-03	Client Description:	Facility:
<u>Percent Asbestos:</u> <i>None Detected</i>	<u>Percent Non-Asbestos Fibrous Material:</u> None Detected	<u>Percent Non-Fibrous Material:</u> 100


Lab No.: 7704939	Analyst Observation: Yellow Mastic	Location:
Client No.: OH45852-04	Client Description:	Facility:
<u>Percent Asbestos:</u> <i>None Detected</i>	<u>Percent Non-Asbestos Fibrous Material:</u> None Detected	<u>Percent Non-Fibrous Material:</u> 100

Lab No.: 7704940	Analyst Observation: Black Cove Base	Location:
Client No.: OH45852-05	Client Description:	Facility:
<u>Percent Asbestos:</u> <i>None Detected</i>	<u>Percent Non-Asbestos Fibrous Material:</u> None Detected	<u>Percent Non-Fibrous Material:</u> 100

Lab No.: 7704940(L2)	Analyst Observation: Clear Mastic	Location:
Client No.: OH45852-05	Client Description:	Facility:
<u>Percent Asbestos:</u> <i>None Detected</i>	<u>Percent Non-Asbestos Fibrous Material:</u> None Detected	<u>Percent Non-Fibrous Material:</u> 100

Please refer to the Appendix of this report for further information regarding your analysis.

Date Received: 12/12/2023
Date Analyzed: 12/13/2023
Signature: 
Analyst: Dean Andrews

Approved By: 
Frank E. Ehrenfeld, III
Laboratory Director

CERTIFICATE OF ANALYSIS

Client: EA Group
7118 Industrial Park
Mentor OH 44060

Report Date: 12/13/2023
Report No.: 693590 - PLM
Project: OH45852
Project No.: 2312-107

Client: EAG482

PLM BULK SAMPLE ANALYSIS SUMMARY

Lab No.: 7704940(L3)	Analyst Observation: Cream Mastic	Location:
Client No.: OH45852-05	Client Description:	Facility:
<u>Percent Asbestos:</u> <i>None Detected</i>	<u>Percent Non-Asbestos Fibrous Material:</u> None Detected	<u>Percent Non-Fibrous Material:</u> 100

Lab No.: 7704941	Analyst Observation: Black Cove Base	Location:
Client No.: OH45852-06	Client Description:	Facility:
<u>Percent Asbestos:</u> <i>None Detected</i>	<u>Percent Non-Asbestos Fibrous Material:</u> None Detected	<u>Percent Non-Fibrous Material:</u> 100


Lab No.: 7704941(L2)	Analyst Observation: Clear Mastic	Location:
Client No.: OH45852-06	Client Description:	Facility:
<u>Percent Asbestos:</u> <i>None Detected</i>	<u>Percent Non-Asbestos Fibrous Material:</u> None Detected	<u>Percent Non-Fibrous Material:</u> 100


Lab No.: 7704941(L3)	Analyst Observation: Cream Mastic	Location:
Client No.: OH45852-06	Client Description:	Facility:
<u>Percent Asbestos:</u> <i>None Detected</i>	<u>Percent Non-Asbestos Fibrous Material:</u> None Detected	<u>Percent Non-Fibrous Material:</u> 100

Lab No.: 7704942	Analyst Observation: Cream Mastic	Location:
Client No.: OH45852-07	Client Description:	Facility:
<u>Percent Asbestos:</u> <i>None Detected</i>	<u>Percent Non-Asbestos Fibrous Material:</u> None Detected	<u>Percent Non-Fibrous Material:</u> 100

Lab No.: 7704943	Analyst Observation: Cream Mastic	Location:
Client No.: OH45852-08	Client Description:	Facility:
<u>Percent Asbestos:</u> <i>None Detected</i>	<u>Percent Non-Asbestos Fibrous Material:</u> None Detected	<u>Percent Non-Fibrous Material:</u> 100

Please refer to the Appendix of this report for further information regarding your analysis.

Date Received: 12/12/2023
Date Analyzed: 12/13/2023
Signature: 
Analyst: Dean Andrews

Approved By: 
Frank E. Ehrenfeld, III
Laboratory Director

CERTIFICATE OF ANALYSIS

Client: EA Group
7118 Industrial Park
Mentor OH 44060

Report Date: 12/13/2023
Report No.: 693590 - PLM
Project: OH45852
Project No.: 2312-107

Client: EAG482

PLM BULK SAMPLE ANALYSIS SUMMARY

Lab No.: 7704944 **Analyst Observation:** Black Non-Fibrous
Client No.: OH45852-09 **Client Description:**
Location:
Facility:
Percent Asbestos: Percent Non-Asbestos Fibrous Material: Percent Non-Fibrous Material:
None Detected None Detected 100

Lab No.: 7704945 **Analyst Observation:** Black Non-Fibrous
Client No.: OH45852-10 **Client Description:**
Location:
Facility:
Percent Asbestos: Percent Non-Asbestos Fibrous Material: Percent Non-Fibrous Material:
None Detected None Detected 100


Lab No.: 7704946 **Analyst Observation:** Brown/Off-White Drywall
Client No.: OH45852-11 **Client Description:**
Location:
Facility:
Percent Asbestos: Percent Non-Asbestos Fibrous Material: Percent Non-Fibrous Material:
None Detected 10 Cellulose 80
10 Fibrous Glass


Lab No.: 7704947 **Analyst Observation:** Brown/Off-White Drywall
Client No.: OH45852-12 **Client Description:**
Location:
Facility:
Percent Asbestos: Percent Non-Asbestos Fibrous Material: Percent Non-Fibrous Material:
None Detected 10 Cellulose 85
5 Fibrous Glass

Lab No.: 7704948 **Analyst Observation:** Orange Brick
Client No.: OH45852-13 **Client Description:**
Location:
Facility:
Percent Asbestos: Percent Non-Asbestos Fibrous Material: Percent Non-Fibrous Material:
None Detected None Detected 100

Lab No.: 7704948(L2) **Analyst Observation:** Grey Mortar
Client No.: OH45852-13 **Client Description:**
Location:
Facility:
Percent Asbestos: Percent Non-Asbestos Fibrous Material: Percent Non-Fibrous Material:
None Detected None Detected 100

Please refer to the Appendix of this report for further information regarding your analysis.

Date Received: 12/12/2023
Date Analyzed: 12/13/2023
Signature: 
Analyst: Dean Andrews

Approved By: 
Frank E. Ehrenfeld, III
Laboratory Director

CERTIFICATE OF ANALYSIS

Client: EA Group
7118 Industrial Park
Mentor OH 44060

Report Date: 12/13/2023
Report No.: 693590 - PLM
Project: OH45852
Project No.: 2312-107

Client: EAG482

PLM BULK SAMPLE ANALYSIS SUMMARY

Lab No.: 7704948(L3)	Analyst Observation: Dk Red Grout	Location:
Client No.: OH45852-13	Client Description:	Facility:
<u>Percent Asbestos:</u>	<u>Percent Non-Asbestos Fibrous Material:</u>	<u>Percent Non-Fibrous Material:</u>
<i>None Detected</i>	None Detected	100

Lab No.: 7704949	Analyst Observation: Grey Mortar	Location:
Client No.: OH45852-14	Client Description:	Facility:
<u>Percent Asbestos:</u>	<u>Percent Non-Asbestos Fibrous Material:</u>	<u>Percent Non-Fibrous Material:</u>
<i>None Detected</i>	None Detected	100

Lab No.: 7704949(L2)	Analyst Observation: Dk Red Grout	Location:
Client No.: OH45852-14	Client Description:	Facility:
<u>Percent Asbestos:</u>	<u>Percent Non-Asbestos Fibrous Material:</u>	<u>Percent Non-Fibrous Material:</u>
<i>None Detected</i>	None Detected	100

Lab No.: 7704950	Analyst Observation: Yellow Mastic	Location:
Client No.: OH45852-15	Client Description:	Facility:
<u>Percent Asbestos:</u>	<u>Percent Non-Asbestos Fibrous Material:</u>	<u>Percent Non-Fibrous Material:</u>
<i>None Detected</i>	None Detected	100

Lab No.: 7704950(L2)	Analyst Observation: White Sealant	Location:
Client No.: OH45852-15	Client Description:	Facility:
<u>Percent Asbestos:</u>	<u>Percent Non-Asbestos Fibrous Material:</u>	<u>Percent Non-Fibrous Material:</u>
<i>None Detected</i>	None Detected	100

Layers not separable.

Lab No.: 7704951	Analyst Observation: Yellow Mastic	Location:
Client No.: OH45852-16	Client Description:	Facility:
<u>Percent Asbestos:</u>	<u>Percent Non-Asbestos Fibrous Material:</u>	<u>Percent Non-Fibrous Material:</u>
<i>None Detected</i>	None Detected	100

Please refer to the Appendix of this report for further information regarding your analysis.

Date Received: 12/12/2023
Date Analyzed: 12/13/2023
Signature:
Analyst: Dean Andrews

Approved By:
Frank E. Ehrenfeld, III
Laboratory Director

CERTIFICATE OF ANALYSIS

Client: EA Group
7118 Industrial Park
Mentor OH 44060

Report Date: 12/13/2023
Report No.: 693590 - PLM
Project: OH45852
Project No.: 2312-107

Client: EAG482

PLM BULK SAMPLE ANALYSIS SUMMARY

Lab No.: 7704951(L2)	Analyst Observation: Off-White Joint Compound	Location:
Client No.: OH45852-16	Client Description:	Facility:
<u>Percent Asbestos:</u>	<u>Percent Non-Asbestos Fibrous Material:</u>	<u>Percent Non-Fibrous Material:</u>
<i>None Detected</i>	None Detected	100

Lab No.: 7704952	Analyst Observation: Brown/Off-White Drywall	Location:
Client No.: OH45852-17	Client Description:	Facility:
<u>Percent Asbestos:</u>	<u>Percent Non-Asbestos Fibrous Material:</u>	<u>Percent Non-Fibrous Material:</u>
<i>None Detected</i>	10 Cellulose 5 Fibrous Glass	85


Lab No.: 7704952(L2)	Analyst Observation: Off-White Joint Compound	Location:
Client No.: OH45852-17	Client Description:	Facility:
<u>Percent Asbestos:</u>	<u>Percent Non-Asbestos Fibrous Material:</u>	<u>Percent Non-Fibrous Material:</u>
<i>None Detected</i>	None Detected	100


Lab No.: 7704952(L3)	Analyst Observation: Off-White Joint Compound	Location:
Client No.: OH45852-17	Client Description:	Facility:
<u>Percent Asbestos:</u>	<u>Percent Non-Asbestos Fibrous Material:</u>	<u>Percent Non-Fibrous Material:</u>
<i>None Detected</i>	None Detected	100

Lab No.: 7704953	Analyst Observation: Brown/Off-White Drywall	Location:
Client No.: OH45852-18	Client Description:	Facility:
<u>Percent Asbestos:</u>	<u>Percent Non-Asbestos Fibrous Material:</u>	<u>Percent Non-Fibrous Material:</u>
<i>None Detected</i>	None Detected	100

Lab No.: 7704953(L2)	Analyst Observation: White Joint Compound	Location:
Client No.: OH45852-18	Client Description:	Facility:
<u>Percent Asbestos:</u>	<u>Percent Non-Asbestos Fibrous Material:</u>	<u>Percent Non-Fibrous Material:</u>
<i>None Detected</i>	None Detected	100

Please refer to the Appendix of this report for further information regarding your analysis.

Date Received: 12/12/2023
Date Analyzed: 12/13/2023
Signature: 
Analyst: Dean Andrews

Approved By: 
Frank E. Ehrenfeld, III
Laboratory Director

CERTIFICATE OF ANALYSIS

Client: EA Group 7118 Industrial Park Mentor OH 44060	Report Date: 12/13/2023 Report No.: 693590 - PLM Project: OH45852 Project No.: 2312-107
Client: EAG482	

PLM BULK SAMPLE ANALYSIS SUMMARY

Lab No.: 7704953(L3) Client No.: OH45852-18	Analyst Observation: White Joint Compound Client Description:	Location: Facility:
<u>Percent Asbestos:</u> <i>None Detected</i>	<u>Percent Non-Asbestos Fibrous Material:</u> None Detected	<u>Percent Non-Fibrous Material:</u> 100
Lab No.: 7704954 Client No.: OH45852-19	Analyst Observation: Brown/Off-White Drywall Client Description:	Location: Facility:
<u>Percent Asbestos:</u> <i>None Detected</i>	<u>Percent Non-Asbestos Fibrous Material:</u> 10 Cellulose 5 Fibrous Glass	<u>Percent Non-Fibrous Material:</u> 85
Lab No.: 7704954(L2) Client No.: OH45852-19	Analyst Observation: Off-White Joint Compound Client Description:	Location: Facility:
<u>Percent Asbestos:</u> <i>None Detected</i>	<u>Percent Non-Asbestos Fibrous Material:</u> None Detected	<u>Percent Non-Fibrous Material:</u> 100
Lab No.: 7704954(L3) Client No.: OH45852-19	Analyst Observation: Off-White Joint Compound Client Description:	Location: Facility:
<u>Percent Asbestos:</u> <i>None Detected</i>	<u>Percent Non-Asbestos Fibrous Material:</u> None Detected	<u>Percent Non-Fibrous Material:</u> 100
Lab No.: 7704955 Client No.: OH45852-20	Analyst Observation: Lt Grey/White Cementitious Client Description:	Location: Facility:
<u>Percent Asbestos:</u> <i>None Detected</i>	<u>Percent Non-Asbestos Fibrous Material:</u> 5 Fibrous Glass	<u>Percent Non-Fibrous Material:</u> 95
Lab No.: 7704955(L2) Client No.: OH45852-20	Analyst Observation: Red Cementitious Client Description:	Location: Facility:
<u>Percent Asbestos:</u> <i>None Detected</i>	<u>Percent Non-Asbestos Fibrous Material:</u> None Detected	<u>Percent Non-Fibrous Material:</u> 100

Please refer to the Appendix of this report for further information regarding your analysis.

Date Received: 12/12/2023
Date Analyzed: 12/13/2023
Signature:
Analyst: Dean Andrews

Approved By:
Frank E. Ehrenfeld, III
Laboratory Director

CERTIFICATE OF ANALYSIS

Client: EA Group
7118 Industrial Park
Mentor OH 44060

Report Date: 12/13/2023
Report No.: 693590 - PLM
Project: OH45852
Project No.: 2312-107

Client: EAG482

PLM BULK SAMPLE ANALYSIS SUMMARY

Lab No.: 7704956 **Analyst Observation:** White/Grey Cementitious
Client No.: OH45852-21 **Client Description:**
Percent Asbestos: Percent Non-Asbestos Fibrous Material: Percent Non-Fibrous Material:
None Detected None Detected 100

Lab No.: 7704956(L2) **Analyst Observation:** Lt Brown Fibrous
Client No.: OH45852-21 **Client Description:**
Percent Asbestos: Percent Non-Asbestos Fibrous Material: Percent Non-Fibrous Material:
None Detected 98 Fibrous Glass 2


Lab No.: 7704957 **Analyst Observation:** Yellow Mastic
Client No.: OH45852-22 **Client Description:**
Percent Asbestos: Percent Non-Asbestos Fibrous Material: Percent Non-Fibrous Material:
None Detected None Detected 100


Lab No.: 7704957(L2) **Analyst Observation:** Lt Grey Cementitious
Client No.: OH45852-22 **Client Description:**
Percent Asbestos: Percent Non-Asbestos Fibrous Material: Percent Non-Fibrous Material:
None Detected None Detected 100

Lab No.: 7704957(L3) **Analyst Observation:** Yellow Mastic
Client No.: OH45852-22 **Client Description:**
Percent Asbestos: Percent Non-Asbestos Fibrous Material: Percent Non-Fibrous Material:
None Detected None Detected 100

Lab No.: 7704958 **Analyst Observation:** Yellow Mastic
Client No.: OH45852-23 **Client Description:**
Percent Asbestos: Percent Non-Asbestos Fibrous Material: Percent Non-Fibrous Material:
None Detected None Detected 100

Please refer to the Appendix of this report for further information regarding your analysis.

Date Received: 12/12/2023
Date Analyzed: 12/13/2023
Signature: 
Analyst: Dean Andrews

Approved By: 
Frank E. Ehrenfeld, III
Laboratory Director

CERTIFICATE OF ANALYSIS

Client: EA Group
7118 Industrial Park
Mentor OH 44060

Report Date: 12/13/2023
Report No.: 693590 - PLM
Project: OH45852
Project No.: 2312-107

Client: EAG482

PLM BULK SAMPLE ANALYSIS SUMMARY

Lab No.: 7704959
Client No.: OH45852-24
Analyst Observation: Lt Black Cementitious
Client Description:
Location:
Facility:
Percent Asbestos: Percent Non-Asbestos Fibrous Material: Percent Non-Fibrous Material:
None Detected None Detected 100

Lab No.: 7704959(L2)
Client No.: OH45852-24
Analyst Observation: Grey Cementitious
Client Description:
Location:
Facility:
Percent Asbestos: Percent Non-Asbestos Fibrous Material: Percent Non-Fibrous Material:
None Detected None Detected 100

Lab No.: 7704959(L3)
Client No.: OH45852-24
Analyst Observation: Yellow Mastic
Client Description:
Location:
Facility:
Percent Asbestos: Percent Non-Asbestos Fibrous Material: Percent Non-Fibrous Material:
None Detected None Detected 100

Lab No.: 7704960
Client No.: OH45852-25
Analyst Observation: Lt Black Cementitious
Client Description:
Location:
Facility:
Percent Asbestos: Percent Non-Asbestos Fibrous Material: Percent Non-Fibrous Material:
None Detected None Detected 100

Lab No.: 7704960(L2)
Client No.: OH45852-25
Analyst Observation: Grey Cementitious
Client Description:
Location:
Facility:
Percent Asbestos: Percent Non-Asbestos Fibrous Material: Percent Non-Fibrous Material:
None Detected None Detected 100

Lab No.: 7704960(L3)
Client No.: OH45852-25
Analyst Observation: Yellow Mastic
Client Description:
Location:
Facility:
Percent Asbestos: Percent Non-Asbestos Fibrous Material: Percent Non-Fibrous Material:
None Detected None Detected 100

Please refer to the Appendix of this report for further information regarding your analysis.

Date Received: 12/12/2023
Date Analyzed: 12/13/2023
Signature:
Analyst: Dean Andrews

Approved By:
Frank E. Ehrenfeld, III
Laboratory Director

CERTIFICATE OF ANALYSIS

Client: EA Group
7118 Industrial Park
Mentor OH 44060

Report Date: 12/13/2023
Report No.: 693590 - PLM
Project: OH45852
Project No.: 2312-107

Client: EAG482

PLM BULK SAMPLE ANALYSIS SUMMARY

Lab No.: 7704961
Client No.: OH45852-26
Analyst Observation: White Ceiling Tile
Client Description:
Location:
Facility:
Percent Asbestos: Percent Non-Asbestos Fibrous Material: Percent Non-Fibrous Material:
None Detected 60 Fibrous Glass 10
30 Cellulose

Lab No.: 7704962
Client No.: OH45852-27
Analyst Observation: White Ceiling Tile
Client Description:
Location:
Facility:
Percent Asbestos: Percent Non-Asbestos Fibrous Material: Percent Non-Fibrous Material:
None Detected 60 Fibrous Glass 10
30 Cellulose


Lab No.: 7704963
Client No.: OH45852-28
Analyst Observation: Brown/Off-White Drywall
Client Description:
Location:
Facility:
Percent Asbestos: Percent Non-Asbestos Fibrous Material: Percent Non-Fibrous Material:
None Detected 10 Cellulose 85
5 Fibrous Glass


Lab No.: 7704963(L2)
Client No.: OH45852-28
Analyst Observation: Tan Joint Compound
Client Description:
Location:
Facility:
Percent Asbestos: Percent Non-Asbestos Fibrous Material: Percent Non-Fibrous Material:
None Detected None Detected 100

Lab No.: 7704963(L3)
Client No.: OH45852-28
Analyst Observation: Off-White Joint Compound
Client Description:
Location:
Facility:
Percent Asbestos: Percent Non-Asbestos Fibrous Material: Percent Non-Fibrous Material:
None Detected None Detected 100

Lab No.: 7704964
Client No.: OH45852-29
Analyst Observation: Brown/Off-White Drywall
Client Description:
Location:
Facility:
Percent Asbestos: Percent Non-Asbestos Fibrous Material: Percent Non-Fibrous Material:
None Detected 10 Cellulose 85
5 Fibrous Glass

Please refer to the Appendix of this report for further information regarding your analysis.

Date Received: 12/12/2023
Date Analyzed: 12/13/2023
Signature: 
Analyst: Dean Andrews

Approved By: 
Frank E. Ehrenfeld, III
Laboratory Director

CERTIFICATE OF ANALYSIS

Client: EA Group
7118 Industrial Park
Mentor OH 44060

Report Date: 12/13/2023
Report No.: 693590 - PLM
Project: OH45852
Project No.: 2312-107

Client: EAG482

PLM BULK SAMPLE ANALYSIS SUMMARY

Lab No.: 7704964(L2)	Analyst Observation: Tan Joint Compound	Location:
Client No.: OH45852-29	Client Description:	Facility:
<u>Percent Asbestos:</u>	<u>Percent Non-Asbestos Fibrous Material:</u>	<u>Percent Non-Fibrous Material:</u>
<i>None Detected</i>	None Detected	100

Lab No.: 7704964(L3)	Analyst Observation: Off-White Joint Compound	Location:
Client No.: OH45852-29	Client Description:	Facility:
<u>Percent Asbestos:</u>	<u>Percent Non-Asbestos Fibrous Material:</u>	<u>Percent Non-Fibrous Material:</u>
<i>None Detected</i>	None Detected	100


Lab No.: 7704965	Analyst Observation: Yellow Mastic	Location:
Client No.: OH45852-30	Client Description:	Facility:
<u>Percent Asbestos:</u>	<u>Percent Non-Asbestos Fibrous Material:</u>	<u>Percent Non-Fibrous Material:</u>
<i>None Detected</i>	None Detected	100


Lab No.: 7704965(L2)	Analyst Observation: Tan Joint Compound	Location:
Client No.: OH45852-30	Client Description:	Facility:
<u>Percent Asbestos:</u>	<u>Percent Non-Asbestos Fibrous Material:</u>	<u>Percent Non-Fibrous Material:</u>
<i>None Detected</i>	None Detected	100

Lab No.: 7704965(L3)	Analyst Observation: White Plaster	Location:
Client No.: OH45852-30	Client Description:	Facility:
<u>Percent Asbestos:</u>	<u>Percent Non-Asbestos Fibrous Material:</u>	<u>Percent Non-Fibrous Material:</u>
<i>None Detected</i>	None Detected	100

Lab No.: 7704966	Analyst Observation: Yellow Mastic	Location:
Client No.: OH45852-31	Client Description:	Facility:
<u>Percent Asbestos:</u>	<u>Percent Non-Asbestos Fibrous Material:</u>	<u>Percent Non-Fibrous Material:</u>
<i>None Detected</i>	None Detected	100

Please refer to the Appendix of this report for further information regarding your analysis.

Date Received: 12/12/2023
Date Analyzed: 12/13/2023
Signature: 
Analyst: Dean Andrews

Approved By: 
Frank E. Ehrenfeld, III
Laboratory Director

CERTIFICATE OF ANALYSIS

Client: EA Group 7118 Industrial Park Mentor OH 44060	Report Date: 12/13/2023 Report No.: 693590 - PLM Project: OH45852 Project No.: 2312-107
Client: EAG482	

PLM BULK SAMPLE ANALYSIS SUMMARY

Lab No.: 7704966(L2) Client No.: OH45852-31	Analyst Observation: Tan Joint Compound Client Description:	Location: Facility:
<u>Percent Asbestos:</u> <i>None Detected</i>	<u>Percent Non-Asbestos Fibrous Material:</u> None Detected	<u>Percent Non-Fibrous Material:</u> 100
Lab No.: 7704966(L3) Client No.: OH45852-31	Analyst Observation: White Plaster Client Description:	Location: Facility:
<u>Percent Asbestos:</u> <i>None Detected</i>	<u>Percent Non-Asbestos Fibrous Material:</u> None Detected	<u>Percent Non-Fibrous Material:</u> 100
Lab No.: 7704967 Client No.: OH45852-32	Analyst Observation: Black Mastic Client Description:	Location: Facility:
<u>Percent Asbestos:</u> <i>None Detected</i>	<u>Percent Non-Asbestos Fibrous Material:</u> 5 Cellulose	<u>Percent Non-Fibrous Material:</u> 95
Lab No.: 7704968 Client No.: OH45852-33	Analyst Observation: Black Mastic Client Description:	Location: Facility:
<u>Percent Asbestos:</u> <i>None Detected</i>	<u>Percent Non-Asbestos Fibrous Material:</u> 5 Cellulose	<u>Percent Non-Fibrous Material:</u> 95
Lab No.: 7704969 Client No.: OH45852-34	Analyst Observation: Black Tar Client Description:	Location: Facility:
<u>Percent Asbestos:</u> <i>None Detected</i>	<u>Percent Non-Asbestos Fibrous Material:</u> None Detected	<u>Percent Non-Fibrous Material:</u> 100
Lab No.: 7704969(L2) Client No.: OH45852-34	Analyst Observation: Black Tar Client Description:	Location: Facility:
<u>Percent Asbestos:</u> <i>None Detected</i>	<u>Percent Non-Asbestos Fibrous Material:</u> None Detected	<u>Percent Non-Fibrous Material:</u> 100

Please refer to the Appendix of this report for further information regarding your analysis.

Date Received: 12/12/2023
Date Analyzed: 12/13/2023
Signature:
Analyst: Dean Andrews

Approved By:
Frank E. Ehrenfeld, III
Laboratory Director

CERTIFICATE OF ANALYSIS

Client: EA Group
7118 Industrial Park
Mentor OH 44060

Report Date: 12/13/2023
Report No.: 693590 - PLM
Project: OH45852
Project No.: 2312-107

Client: EAG482

PLM BULK SAMPLE ANALYSIS SUMMARY

Lab No.: 7704969(L3)	Analyst Observation: White Covering Material	Location:
Client No.: OH45852-34	Client Description:	Facility:
<u>Percent Asbestos:</u>	<u>Percent Non-Asbestos Fibrous Material:</u>	<u>Percent Non-Fibrous Material:</u>
<i>None Detected</i>	30 Synthetic	70

Lab No.: 7704969(L4)	Analyst Observation: Silver Paint	Location:
Client No.: OH45852-34	Client Description:	Facility:
<u>Percent Asbestos:</u>	<u>Percent Non-Asbestos Fibrous Material:</u>	<u>Percent Non-Fibrous Material:</u>
<i>None Detected</i>	None Detected	100


Lab No.: 7704969(L5)	Analyst Observation: Brown Insulation	Location:
Client No.: OH45852-34	Client Description:	Facility:
<u>Percent Asbestos:</u>	<u>Percent Non-Asbestos Fibrous Material:</u>	<u>Percent Non-Fibrous Material:</u>
<i>None Detected</i>	95 Cellulose	5


Lab No.: 7704969(L6)	Analyst Observation: Black/Grey Felt	Location:
Client No.: OH45852-34	Client Description:	Facility:
<u>Percent Asbestos:</u>	<u>Percent Non-Asbestos Fibrous Material:</u>	<u>Percent Non-Fibrous Material:</u>
<i>None Detected</i>	30 Cellulose 50 Fibrous Glass	20

Lab No.: 7704969(L7)	Analyst Observation: Yellow Foam	Location:
Client No.: OH45852-34	Client Description:	Facility:
<u>Percent Asbestos:</u>	<u>Percent Non-Asbestos Fibrous Material:</u>	<u>Percent Non-Fibrous Material:</u>
<i>None Detected</i>	None Detected	100

Lab No.: 7704970	Analyst Observation: Black Tar	Location:
Client No.: OH45852-35	Client Description:	Facility:
<u>Percent Asbestos:</u>	<u>Percent Non-Asbestos Fibrous Material:</u>	<u>Percent Non-Fibrous Material:</u>
<i>None Detected</i>	None Detected	100

Please refer to the Appendix of this report for further information regarding your analysis.

Date Received: 12/12/2023
Date Analyzed: 12/13/2023
Signature: 
Analyst: Dean Andrews

Approved By: 
Frank E. Ehrenfeld, III
Laboratory Director

CERTIFICATE OF ANALYSIS

Client: EA Group
7118 Industrial Park
Mentor OH 44060


Report Date: 12/13/2023
Report No.: 693590 - PLM
Project: OH45852
Project No.: 2312-107


Client: EAG482

PLM BULK SAMPLE ANALYSIS SUMMARY

Lab No.: 7704970(L2) Client No.: OH45852-35	Analyst Observation: Black Tar Client Description:	Location: Facility:
<u>Percent Asbestos:</u> <i>None Detected</i>	<u>Percent Non-Asbestos Fibrous Material:</u> None Detected	<u>Percent Non-Fibrous Material:</u> 100
Lab No.: 7704970(L3) Client No.: OH45852-35	Analyst Observation: White Covering Material Client Description:	Location: Facility:
<u>Percent Asbestos:</u> <i>None Detected</i>	<u>Percent Non-Asbestos Fibrous Material:</u> 30 Synthetic	<u>Percent Non-Fibrous Material:</u> 70
Lab No.: 7704970(L4) Client No.: OH45852-35	Analyst Observation: Silver Paint Client Description:	Location: Facility:
<u>Percent Asbestos:</u> <i>None Detected</i>	<u>Percent Non-Asbestos Fibrous Material:</u> None Detected	<u>Percent Non-Fibrous Material:</u> 100
Lab No.: 7704970(L5) Client No.: OH45852-35	Analyst Observation: Brown Insulation Client Description:	Location: Facility:
<u>Percent Asbestos:</u> <i>None Detected</i>	<u>Percent Non-Asbestos Fibrous Material:</u> 95 Cellulose	<u>Percent Non-Fibrous Material:</u> 5
Lab No.: 7704970(L6) Client No.: OH45852-35	Analyst Observation: Black/Grey Felt Client Description:	Location: Facility:
<u>Percent Asbestos:</u> <i>None Detected</i>	<u>Percent Non-Asbestos Fibrous Material:</u> 75 Cellulose 10 Synthetic	<u>Percent Non-Fibrous Material:</u> 15
Lab No.: 7704970(L7) Client No.: OH45852-35	Analyst Observation: Yellow Foam Client Description:	Location: Facility:
<u>Percent Asbestos:</u> <i>None Detected</i>	<u>Percent Non-Asbestos Fibrous Material:</u> None Detected	<u>Percent Non-Fibrous Material:</u> 100

Please refer to the Appendix of this report for further information regarding your analysis.

Date Received: 12/12/2023
Date Analyzed: 12/13/2023
Signature: 
Analyst: Dean Andrews

Approved By: 
Frank E. Ehrenfeld, III
Laboratory Director

CERTIFICATE OF ANALYSIS

Client: EA Group
7118 Industrial Park
Mentor OH 44060

Report Date: 12/13/2023
Report No.: 693590 - PLM
Project: OH45852
Project No.: 2312-107

Client: EAG482

PLM BULK SAMPLE ANALYSIS SUMMARY

Lab No.: 7704971 **Analyst Observation:** Black Tar **Location:**
Client No.: OH45852-36 **Client Description:** **Facility:**
Percent Asbestos: Percent Non-Asbestos Fibrous Material: Percent Non-Fibrous Material:
None Detected 10 Synthetic 90

Layers not separable.

Lab No.: 7704971(L2) **Analyst Observation:** White Covering Material **Location:**
Client No.: OH45852-36 **Client Description:** **Facility:**
Percent Asbestos: Percent Non-Asbestos Fibrous Material: Percent Non-Fibrous Material:
None Detected None Detected 100


Lab No.: 7704972 **Analyst Observation:** Silver Paint **Location:**
Client No.: OH45852-37 **Client Description:** **Facility:**
Percent Asbestos: Percent Non-Asbestos Fibrous Material: Percent Non-Fibrous Material:
None Detected None Detected 100


Lab No.: 7704972(L2) **Analyst Observation:** Black Tar **Location:**
Client No.: OH45852-37 **Client Description:** **Facility:**
Percent Asbestos: Percent Non-Asbestos Fibrous Material: Percent Non-Fibrous Material:
None Detected None Detected 100

Lab No.: 7704973 **Analyst Observation:** Black Shingle **Location:**
Client No.: OH45852-38 **Client Description:** **Facility:**
Percent Asbestos: Percent Non-Asbestos Fibrous Material: Percent Non-Fibrous Material:
None Detected 15 Fibrous Glass 85

Lab No.: 7704973(L2) **Analyst Observation:** Black Tar **Location:**
Client No.: OH45852-38 **Client Description:** **Facility:**
Percent Asbestos: Percent Non-Asbestos Fibrous Material: Percent Non-Fibrous Material:
None Detected None Detected 100

Please refer to the Appendix of this report for further information regarding your analysis.

Date Received: 12/12/2023
Date Analyzed: 12/13/2023
Signature: 
Analyst: Dean Andrews

Approved By: 
Frank E. Ehrenfeld, III
Laboratory Director

CERTIFICATE OF ANALYSIS

Client: EA Group
7118 Industrial Park
Mentor OH 44060

Report Date: 12/13/2023
Report No.: 693590 - PLM
Project: OH45852
Project No.: 2312-107

Client: EAG482

PLM BULK SAMPLE ANALYSIS SUMMARY

Lab No.: 7704974
Client No.: OH45852-39
Analyst Observation: Grey Shingle
Client Description:
Location:
Facility:
Percent Asbestos: Percent Non-Asbestos Fibrous Material: Percent Non-Fibrous Material:
None Detected 15 Fibrous Glass 85

Lab No.: 7704974(L2)
Client No.: OH45852-39
Analyst Observation: Black Shingle
Client Description:
Location:
Facility:
Percent Asbestos: Percent Non-Asbestos Fibrous Material: Percent Non-Fibrous Material:
None Detected None Detected 100


Lab No.: 7704974(L3)
Client No.: OH45852-39
Analyst Observation: Black Tar
Client Description:
Location:
Facility:
Percent Asbestos: Percent Non-Asbestos Fibrous Material: Percent Non-Fibrous Material:
None Detected None Detected 100


Lab No.: 7704975
Client No.: OH45852-40
Analyst Observation: Black Shingle
Client Description:
Location:
Facility:
Percent Asbestos: Percent Non-Asbestos Fibrous Material: Percent Non-Fibrous Material:
None Detected 15 Fibrous Glass 85

Lab No.: 7704975(L2)
Client No.: OH45852-40
Analyst Observation: Black Shingle
Client Description:
Location:
Facility:
Percent Asbestos: Percent Non-Asbestos Fibrous Material: Percent Non-Fibrous Material:
None Detected 15 Fibrous Glass 85

Lab No.: 7704975(L3)
Client No.: OH45852-40
Analyst Observation: Black Tar
Client Description:
Location:
Facility:
Percent Asbestos: Percent Non-Asbestos Fibrous Material: Percent Non-Fibrous Material:
None Detected None Detected 100

Please refer to the Appendix of this report for further information regarding your analysis.

Date Received: 12/12/2023
Date Analyzed: 12/13/2023
Signature: 
Analyst: Dean Andrews

Approved By: 
Frank E. Ehrenfeld, III
Laboratory Director

CERTIFICATE OF ANALYSIS

Client: EA Group
7118 Industrial Park
Mentor OH 44060

Report Date: 12/13/2023
Report No.: 693590 - PLM
Project: OH45852
Project No.: 2312-107

Client: EAG482

PLM BULK SAMPLE ANALYSIS SUMMARY

Lab No.: 7704976 **Analyst Observation:** Black Shingle **Location:**
Client No.: OH45852-41 **Client Description:** **Facility:**
Percent Asbestos: Percent Non-Asbestos Fibrous Material: Percent Non-Fibrous Material:
None Detected 15 Fibrous Glass 85


Lab No.: 7704976(L2) **Analyst Observation:** Black Shingle **Location:**
Client No.: OH45852-41 **Client Description:** **Facility:**
Percent Asbestos: Percent Non-Asbestos Fibrous Material: Percent Non-Fibrous Material:
None Detected 15 Fibrous Glass 85


Lab No.: 7704976(L3) **Analyst Observation:** Black Tar **Location:**
Client No.: OH45852-41 **Client Description:** **Facility:**
Percent Asbestos: Percent Non-Asbestos Fibrous Material: Percent Non-Fibrous Material:
None Detected None Detected 100

Lab No.: 7704977 **Analyst Observation:** Dk Grey Caulk **Location:**
Client No.: OH45852-42 **Client Description:** **Facility:**
Percent Asbestos: Percent Non-Asbestos Fibrous Material: Percent Non-Fibrous Material:
None Detected None Detected 100

Lab No.: 7704978 **Analyst Observation:** Dk Grey Caulk **Location:**
Client No.: OH45852-43 **Client Description:** **Facility:**
Percent Asbestos: Percent Non-Asbestos Fibrous Material: Percent Non-Fibrous Material:
None Detected None Detected 100

Please refer to the Appendix of this report for further information regarding your analysis.

Date Received: 12/12/2023
Date Analyzed: 12/13/2023
Signature: 
Analyst: Dean Andrews

Approved By: 
Frank E. Ehrenfeld, III
Laboratory Director

CERTIFICATE OF ANALYSIS

Client: EA Group
7118 Industrial Park
Mentor OH 44060

Report Date: 12/13/2023
Report No.: 693590 - PLM
Project: OH45852
Project No.: 2312-107

Client: EAG482

Appendix to Analytical Report

Customer Contact: Mike Herbert

Method: 40 CFR Appendix E to Subpart E of Part 763, interim method for the Determination of Asbestos in Bulk Insulation Samples, USEPA 600, R93-116 and NYSDOH ELAP 198.1 as needed.

This appendix seeks to promote greater understanding of any observations, exceptions, special instructions, or circumstances that the laboratory needs to communicate to the client concerning the above samples. The information below is used to help promote your ability to make the most informed decisions for you and your customers. Please note the following points of contact for any questions you may have.

iATL Customer Service: customerservice@iatl.com

iATL Office Manager: wchampion@iatl.com

iATL Account Representative: Semih Kocahasan

Sample Login Notes: See Batch Sheet Attached

Sample Matrix: Bulk Building Materials

Exceptions Noted: See Following Pages

General Terms, Warrants, Limits, Qualifiers:

General information about iATL capabilities and client/laboratory relationships and responsibilities are spelled out in iATL policies that are listed at www.iATL.com and in our Quality Assurance Manual per ISO 17025 standard requirements. The information therein is a representation of iATL definitions and policies for turnaround times, sample submittal, collection media, blank definitions, quantification issues and limit of detection, analytical methods and procedures, sub-contracting policies, results reporting options, fees, terms, and discounts, confidentiality, sample archival and disposal, and data interpretation.

iATL warrants the test results to be of a precision normal for the type and methodology employed for each sample submitted. iATL disclaims any other warrants, expressed or implied, including warranty of fitness for a particular purpose and warranty of merchantability. iATL accepts no legal responsibility for the purpose for which the client uses test results. Any analytical work performed must be governed by our Standard Terms and Conditions. Prices, methods and detection limits may be changed without notification. Please contact your Customer Service Representative for the most current information.

This confidential report relates only to those item(s) tested and does not represent an endorsement by NIST-NVLAP, AIHA LAP LLC, or any agency of local, state or province governments nor of any agency of the U.S. government.

This report shall not be reproduced except in full, without written approval of the laboratory.

Information Pertinent to this Report:

Analysis by US EPA 600 93-116: Determination of Asbestos in Bulk Building Materials by Polarized Light Microscopy (PLM).

Certifications:

- NIST-NVLAP No. 101165-0
- NYSDOH-ELAP No. 11021
- AIHA-LAP, LLC No. 100188

Quantification at <0.25% by volume is possible with this method. (PC) Indicates Stratified Point Count Method performed. (PC-Trace) means that asbestos was detected but is not quantifiable under the Point Counting regimen. PC Trace represents a <0.25% amount. Analysis includes all distinct separable layers in accordance with EPA 600 Method. If not reported or otherwise noted, layer is either not present or the client has specifically requested that it not be analyzed (ex. analyze until positive instructions). Small asbestos fibers may be missed by PLM due to resolution limitations of the optical microscope. Therefore, PLM is not consistently reliable in detecting asbestos in non-friable organically bound (NOB) materials. Quantitative transmission electron microscopy (TEM) is currently the only method that can pronounce materials as non-asbestos containing.

Analytical Methodology Alternatives: Your initial request for analysis may not have accounted for recent advances in regulatory requirements or advances in technology that are routinely used in similar situations for other qualified projects. You may have the option to explore additional analysis for further information. Below are a few options, listed as the matrix followed by the appropriate methodology. Also included are links to more information on our website.

Bulk Building Materials that are Non-Friable Organically Bound (NOB) by Gravimetric Reduction techniques employing PLM and TEM: ELAP 198.6 (PLM-NOB), ELAP 198.4 (TEM-NOB) See additional information at the end of this appendix.

CERTIFICATE OF ANALYSIS

Client: EA Group
7118 Industrial Park
Mentor OH 44060

Report Date: 12/13/2023
Report No.: 693590 - PLM
Project: OH45852
Project No.: 2312-107

Client: EAG482

Loose Fill Vermiculite Insulation, Attic Insulation, Zonolite (copyright), etc.: US EPA 600 R-4/004 (multi-tiered analytical process)
Sprayed On Insulation/Fireproofing with Vermiculite (SOF-V): ELAP 198.8 (PLM-SOF-V)

Soil, sludge, sediment, aggregate, and like materials analyzed for asbestos or other elongated mineral particles (ex. erionite, etc.): ASTM D7521, CARB 435, and other options available

Asbestos in Surface Dust according to one of ASTM's Methods (very dependent on sampling collection technique – by TEM): ASTM D 5755, D5756, or D6480

Various other asbestos matrices (air, water, etc.) and analytical methods are available.

Disclaimers / Qualifiers:

There may be some samples in this project that have a "NOTE:" associated with a sample result. We use added disclaimers or qualifiers to inform the client about something that requires further explanation. Here is a list with highlighted disclaimers that may be pertinent to this project. For a full explanation of these and other disclaimers, please inquire at customerservice@iatl.com.

- 1) Note: No mastic provided for analysis.
- 2) Note: Insufficient mastic provided for analysis.
- 3) Note: Insufficient material provided for analysis.
- 4) Note: Insufficient sample provided for QC reanalysis.
- 5) Note: Different material than indicated on Sample Log / Description.
- 6) Note: Sample not submitted.
- 7) Note: Attached to asbestos containing material.
- 8) Note: Received wet.
- 9) Note: Possible surface contamination.
- 10) Note: Not building material. 1% threshold may not apply.
- 11) Note: Recommend TEM-NOB analysis as per EPA recommendations.
- 12) Note: Asbestos detected but not quantifiable.
- 13) Note: Multiple identical samples submitted, only one analyzed.
- 14) Note: Analyzed by EPA 600/R-93/116. Point Counting detection limit at 0.080%.
- 15) Note: Analyzed by EPA 600/R-93/116. Point Counting detection limit at 0.125%.
- 16) Note: This sample contains >10% vermiculite mineral. See Appendix for Recommendations for Vermiculite Analysis.

Recommendations for Vermiculite Analysis:

Several analytical protocols exist for the analysis of asbestos in vermiculite. These analytical approaches vary depending upon the nature of the vermiculite mineral being tested (e.g. un-processed gange, homogeneous exfoliated books of mica, or mixed mineral composites). Please contact your client representative for pricing and turnaround time options available.

iATL recommends initial testing using the EPA 600/R-93/116 method. This method is specifically designed for the analysis of asbestos in bulk building materials. It provides an acceptable starting point for primary screening of vermiculite for possible asbestos.

Results from this testing may be inconclusive. EPA suggests proceeding to a multi-tiered analysis involving wet separation techniques in conjunction with PLM and TEM gravimetric analysis (EPA 600/R-04/004).

For New York State customers, NYSDOH requires disclaimers and qualifiers for various vermiculite containing samples that direct analysis via ELAP198.6 and ELAP198.8 for samples that contain >10% vermiculite mineral where ELAP198.6 may be used to evaluate the asbestos content of the material. However, any test result using ELAP198.6 will be reported with the following disclaimer: "ELAP198.6 method does not remove vermiculite and may underestimate the level of asbestos present in a sample containing >10% vermiculite."

Further information on this method and other vermiculite and asbestos issues can be found at the following: Agency for Toxic Substances and Disease Registry (ATSDR) www.atsdr.cdc.gov, United States Geological Survey (USGS) www.minerals.usgs.gov/minerals/, US EPA www.epa.gov/asbestos. The USEPA also has an informative brochure "Current Best Practices for Vermiculite Attic Insulation" EPA 747F03001 May 2003, that may assist the health and remediation professional. NYS customers please follow current NYSDOH ELAP requirements per policy on subject of surfacing and vermiculite, May 6, 2016, Testing Requirements for Surfacing Material Containing Vermiculite (https://www.wadsworth.org/sites/default/files/WebDoc/I198_8_02_2.pdf)

The following is a summary of the analytical process outlines in the EPA 600/R-04/004 Method:

- 1) **Analytical Step/Method:** Initial Screening by PLM, EPA 600R-93/116
Requirements/Comments: Minimum of 0.1 g of sample. ~0.25% for most samples.

CERTIFICATE OF ANALYSIS

Client: EA Group
7118 Industrial Park
Mentor OH 44060

Report Date: 12/13/2023
Report No.: 693590 - PLM
Project: OH45852
Project No.: 2312-107

Client: EAG482

2)**Analytical Step/Method:** Wet Separation by PLM Gravimetric Technique, EPA R-04/004
Requirements/Comments: Minimum 50g** of dry sample. Analysis of "Sinks" only.

3)**Analytical Step/Method:** Wet Separation by PLM Gravimetric Technique, EPA R-04/004
Requirements/Comments: Minimum 50g** of dry sample. Analysis of "Floats" only.

4)**Analytical Step/Method:** Wet Separation by TEM Gravimetric Technique, EPA R-04/004
Requirements/Comments: Minimum 50g** of dry sample. Analysis of "Sinks" only.

5)**Analytical Step/Method:** Wet Separation by TEM Gravimetric Technique, EPA R-04/004
Requirements/Comments: Minimum 50g** of dry sample. Analysis of "Suspension" only.
*With advance notice and confirmation by the laboratory.

**Approximately 1 Liter of sample in double-bagged container (~9x6 inch bag of sample).

New York State Department of Health requires that samples originating from NYS that they categorize as Non-friable Organically Bound materials can only be confirmed as None Detected for asbestos by method 198.4. See the table below for a list of those materials. (ENVIRONMENTAL LABORATORY APPROVAL PROGRAM CERTIFICATION MANUAL - ITEM No. 198.1, Revision Date 5/6/16)

*Asphalt Shingles, Caulking, Ceiling Tiles with Cellulose, Duct Wrap, Glazing, Mastic, Paint Chips, Resilient Floor Tiles, Rubberized Asbestos Gaskets, Siding Shingles, Vinyl Asbestos Tile, NOB materials (other than SM-V) with <10% vermiculite, Any material (Friable or NOB other than SM-V) with >10% vermiculite.

Statistically derived uncertainty with any measure should be taken into consideration when reviewing and interpreting all reported data and results. A more comprehensive listing of accuracy, precision, and uncertainty as it impacts this method is available upon request.

FIELD REQUEST FOR LABORATORY ANALYSIS

107

Company Name: CT Consultants

Address: 8150 Sterling Ct

Mentor OH 44060

Attention: Bill Gallagher

Customer Number: 0901336

Telephone: _____

e-mail(s): _____

Sampled by: C. Hartfield

Project Name: Pip-Remediation Survey
Furnace Buggy

Project Number OH 45252

Rush Authorized by: _____

Project Category: EM

Special Billing/Reporting: _____

Is this a VAP project requiring VAP lab analysis? Yes _____ No X

Is this a BUSTR project requiring BUSTR lab analysis? Yes _____ No X

Internal Contact(s): Bower

CHAIN OF CUSTODY

Relinquished by

Received by

Name C. Hartfield Date/Time 12-9-23/1600

Name M. Courman Date/Time 12/11/23 900



CT Consultants, Inc.
8150 Sterling Ct.
Mentor, OH 44060
Bill Gallagher

Client Project: Pre-Demolition Survey Former Burger King

EA Group Workorder Number: 231200108

Received on December 8, 2023

The following analytical report contains results as requested for samples as received by EA Group. The results included in this report have been reviewed for compliance with the analytical methods indicated in this report. All data has been found to be compliant with accepted laboratory protocol, except as noted in the QC narrative. Industrial hygiene reports, air and/or surface concentrations results are based upon sampling information provided by the client. Analyst initials of REF indicate analysis performed at a subcontract facility.

If you have questions, comments or require further assistance regarding this report, please contact your client services representative or one of the individuals listed below.

Data or reporting:

Debbie Lauer - Lab Manager
dlauer@eagroupohio.com

Sample tracking, supplies:

Sample Receiving
sreceiving@eagroupohio.com

Invoice Related:

Bonnie Renbarger - Office Manager
brenbarger@eagroupohio.com

Reproduction of this report is prohibited except in its entirety. Unless noted, soil, sludge and sediment results are reported on dry weight basis. The "Sample Reporting Limit" is based on the method used for analysis and does not refer to any regulatory limit. These results relate only to the items tested.



Laboratory Analytical Report

CT Consultants, Inc.

8150 Sterling Ct.

Mentor, OH 44060

Attention:
Bill Gallagher

Client Project:

Pre-Demolition Survey Former Burger King

OH45852

EA Group Workorder:

2312-00108

Deborah L. Lauer
Laboratory Manager

December 15, 2023



EA GROUP

Environmental Analysis
and Management

Sample Receive Date 12/ 8/2023

Sample Listing

EAG	Client
<u>Sample Identification</u>	<u>Sample Identification</u>

EAG	Client
<u>Sample Identification</u>	<u>Sample Identification</u>

231200108	- 001	OH45852-01Pb
-----------	-------	--------------



EA GROUP

Environmental Analysis
and Management

Project Narrative 2312-00108

All analyses performed by EA Group were done using established laboratory SOPs. Management has reviewed the data for compliance with the laboratory QA/QC plan and data have been found to be compliant with the laboratory protocols unless otherwise noted below. All results listed for this report relate only to the samples submitted on this work order.

The temperature of the sample(s) upon receipt was 22°C.

Misc. QC Comments

Percent Moisture is used to report results on a dry weight basis.

When necessary, reporting limits of individual samples may be raised due to high concentration of interfering compounds or target analytes, or quantity of sample available for analysis.

pH method note: If this analysis was performed in the laboratory, it may not meet the "immediate analysis" requirement that applies to most wastewater monitoring samples. In such cases, analysis for pH should be done at the time of sampling.

The results listed in this report relate only to the samples submitted to EA Group per the chain of custody.

Data Flag Table

B	The method blank contained a standard laboratory contaminant (Methylene Chloride, Acetone, Hexane, Phthalates, etc.) above the standard laboratory method detection limit. If the analyte is present in the sample at a concentration up to ten times the blank level, the result is reported with a "B" indicating method blank contamination. Samples will be reported without a "B" if the analyte concentration in the sample is greater than ten times the blank level.
E	An analytical result marked with an "E" indicates the result reported is above the high end limit of the calibration curve and should be considered an estimated concentration.
DIL	Due to matrix interference or high analyte concentration, a dilution was required. The spikes and/or surrogates results could not be quantitated and therefore marked "DIL".
J	An analytical result marked with a "J" indicates the result reported was below the standard reporting limit and above the method detection limit. As the observed level approaches the MDL there is an increasing probability of a false positive response.
MI	Analytical results marked as "MI" indicate that due to inherent matrix interference, the result could not be quantitated.
#	Results flagged "#" indicate the reported result may be outside allowable permit levels as provided by the client, when applicable.
NA	A result or field marked as "NA" indicates that it was not applicable for this project.
Q	A quality control result flagged with a "Q" indicates the percent recovery was outside the acceptable range as determined by the laboratory.

** Positive results for this analyte represent a probable combination of 3-Methylphenol (m-Cresol) and 4-Methylphenol (p-Cresol).



EA GROUP

Environmental Analysis
and Management

EAG Workorder: 2312-00108

Client Project: Pre-Demolition Survey Former Burger King

Client ID: OH45852-01Pb

Date/Time Sampled: 12/08/2023/ 00

Received: 12/08/2023

EAG ID: 2312-00108-1

<u>Parameter</u>	<u>CAS #</u>	<u>Result</u>	<u>Reporting Limit</u>	<u>Units</u>	<u>Prep Date</u>	<u>Analysis Date</u>	<u>Time</u>	<u>Analyst</u>
Lead, TCLP: SW846-6010B	7439-92-1	<0.10	0.10	mg/liter	12/12/2023	12/14/2023		CMB
SW846 1311: TCLP Extraction		Complete				12/11/2023		CMB



2312-00108

Listed below are the TCLP regulatory limits. If you have any questions regarding the results or the regulatory limits, please contact Client Services. Source: 40CFR 261.

TCLP Metals:	mg/liter	TCLP Volatiles:	mg/liter
Arsenic	5.0	Benzene	0.5
Barium	100.0	Carbontetrachloride	0.5
Cadmium	1.0	Chlorobenzene	100.0
Chromium	5.0	Chloroform	6.0
Lead	5.0	1,2-Dichloroethane	0.5
Mercury	0.2	1,1-Dichloroethene	0.7
Selenium	1.0	Methyl ethyl ketone	200.0
Silver	5.0	Tetrachloroethene	0.7
		Trichloroethene	0.5
		Vinyl Chloride	0.2
TCLP Semi-volatiles:	mg/liter	TCLP Pesticides:	mg/liter
1,4-Dichlorobenzene	7.5	Chlordane	0.03
2,4-Dinitrotoluene	0.13	Endrin	0.02
Hexachlorobenzene	0.13	Heptachlor	0.008
Hexachlorobutadiene	0.5	Heptachlor Epoxide	0.008
Hexachloroethane	3.0	Lindane	0.4
Nitrobenzene	2.0	Methoxychlor	10.0
Pyridine	5.0	Toxaphene	0.5
o-Cresol	200.0	TCLP Herbicides:	mg/liter
m-Cresol	200.0	2,4-D	10.0
p-Cresol	200.0	2,4,5-TP (Silvex)	1.0
Cresol (total)	200.0		
Pentachlorophenol	100.0		
2,4,5-Trichlorophenol	400.0		
2,4,6-Trichlorophenol	2.0		
Characterization Parameters:	Acceptable limits		
Corrosivity	2-12.5 pH units		
Flashpoint	>140 degrees F		
Ignitability (solid burn rate)	<2.2 mm/second		
Reactive Cyanide*	<250 mg/kg		
Reactive Sulfide*	<500 mg/kg		

* EA Group uses the industry standard for the analysis of reactivity. However, the EPA has withdrawn guidance concerning this method. Further evaluation may be required to determine whether a waste is 'reactive'. The generator should contact the waste handler or the EPA for further guidance.

FIELD REQUEST FOR LABORATORY ANALYSIS

108

Company Name: CT Consultants
Address: 8150 Sterling Ct
Mentor OH 44060
Attention: Bill Gallagher
Customer Number: 0901336

Results Needed By: _____	
Normal: <input checked="" type="checkbox"/>	RUSH: _____
Priority: _____	(confirm w/ lab)
Date: _____	Time: _____

Telephone: _____ e-mail(s): _____

Sampled by: C. Hatfield
Project Name: Pre-Demolition Survey
Forno Burger King
Rush Authorized by: _____

Project Number OH 45252
Project Category: EMU

Special Billing/Reporting: _____

Is this a VAP project requiring VAP lab analysis? Yes _____ No
Is this a BUSTR project requiring BUSTR lab analysis? Yes _____ No

Internal Contact(s): Bower

CHAIN OF CUSTODY

Relinquished by		Received by	
Name	Date/Time	Name	Date/Time
<u>C. Hatfield</u>	<u>12-8-23/1600</u>	<u>M. Colman</u>	<u>12/11/23 928</u>
_____	_____	_____	_____
_____	_____	_____	_____



EA GROUP

Environmental Analysis
and Management

September 27, 2023 (Reissued October 13, 2023)

Mr. Bill Gallagher
CT Consultants, Inc.
8150 Sterling Court
Mentor, Ohio 44060

RE: **Pre-Demolition Hazardous Materials Assessment**
99 Erie Street, Painesville, Ohio
OH45652

Description of Work

EA Group, Mentor, Ohio was contracted by CT Consultants, Inc. to conduct a pre-demolition hazardous materials assessment for the structure at 99 Erie Street in Painesville, Ohio. The assessment activities included a survey for asbestos-containing materials (ACMs); representative sampling of various painted and unpainted building components that would become “demolition debris” for waste characterization purposes (toxicity characteristic leaching procedure [TCLP] for lead); an inventory of non-incandescent lighting and other “universal waste” materials, stored chemicals in large quantities and regulated refrigerants; and, a visual assessment for the presence of underground and above ground storage tanks. This report provides the results of the pre-demolition hazardous materials assessment.

Assessment and sampling activities were performed by EA Group representative Corey Falatic on September 5 to 8, 2023.

Asbestos Survey

EA Group’s licensed Asbestos Hazard Evaluation Specialist Corey Falatic, ES36126, inspected the structure, developed sampling strategies, and procured bulk samples of suspect ACM on September 5 to 8, 2023. Homogeneous Groups of suspect ACM are identified on the *Asbestos Inspection Data Sheet* forms in Appendix A. Classification of any positively identified or assumed ACM has been made per National Emission Standards for Hazardous Air Pollutants (NESHAP) regulations, with notations for compliance with Occupational Safety and Health Administration (OSHA) regulations, if and where applicable. Room/area designations and sampling locations for the survey are provided on the attached schematics.

Objective and Limitations of the Inspection

The objective of this survey was to identify and sample suspect ACM associated with the structure at 99 Erie Street in Painesville, Ohio, which is planned for demolition, pursuant to NESHAP and OSHA regulations.



September 27, 2023 (Reissued October 13, 2023)

CT Consultants, Inc.

Pre-Demolition Hazardous Materials Assessment

99 Erie Street, Painesville, Ohio

OH45652

Page 2

Until such time as foundation demolition proceeds, some suspect materials may not be revealed, including but not limited to foundation waterproofing. If encountered during demolition, this type of material should be sampled to determine if it requires handling as ACM. If sampled and determined to be ACM, substantial additional costs may be incurred.

Core drilling through concrete slabs was conducted by Precision Pro-Cut to determine if suspect ACM vapor barriers existed. No vapor barriers were identified.

GENERAL LIMITATIONS

1. EA Group cannot guarantee that all ACM has been identified by this assessment.
2. Additional asbestos materials, not previously identified or quantified, are frequently encountered during renovation or demolition.
3. Actual quantities of asbestos material may vary from any estimates provided in EA Group's report due to identification of additional materials and difficulties in quantifying hidden or inaccessible materials.
4. Prior to demolition or renovation of any structure or equipment, suspect materials that were previously inaccessible or excluded from sampling should be sampled and analyzed for asbestos.

Asbestos Analysis

The bulk samples were analyzed by polarized light microscopy for asbestos content at or through the Laboratory Division of EA Group, which is accredited by the National Institute of Standards and Technology – National Voluntary Laboratory Accreditation Program. The United States Environmental Protection Agency requires all materials containing greater than one percent asbestos by weight to be considered asbestos-containing materials. Composite or layered analyses were performed, depending on the nature of the material, with additional analysis (point-counting) if an initial analysis indicated less than 10% asbestos. In all cases that at least one sample from a homogeneous group [Group] was determined to be ACM, the Group as a whole is considered ACM, regardless of the results for any other samples from that Group. Similarly, in all cases that at least one sample from a Group was determined to contain a trace amount ($\leq 1\%$) of asbestos, following point-counting, the Group as a whole is considered to contain trace asbestos for potential OSHA compliance purposes. The scope of analytical work may also have included the provision that once one sample from a Group was determined to be ACM, the Group was considered confirmed ACM and analysis of



September 27, 2023 (Reissued October 13, 2023)

CT Consultants, Inc.

Pre-Demolition Hazardous Materials Assessment

99 Erie Street, Painesville, Ohio

OH45652

Page 3

any remaining samples from that Group was not required to be performed. Analytical results are provided in Appendix B.

Results of Asbestos Analysis

The materials that were sampled as suspect and were determined to contain regulated amounts of asbestos are identified in Table 1, which also include materials determined to be non-ACM, at least by EPA definition, and any assumed ACMs, which was limited to potential foundation waterproofing.

It is noted that, although the ceramic tile component for Group X was determined to be non-ACM, the mastic component was confirmed ACM. For abatement/removal purposes, the Group as a whole is considered ACM, as the asbestos-containing mastic will likely adhere to the ceramic tile component.

Although the wall plaster [Group K] is non-ACM by EPA's definition, at least some of the samples that were analyzed were determined to contain trace amounts ($\leq 1\%$) of asbestos, following point-counting. Because OSHA regulates potential employee exposure to any amount of asbestos, including "trace" concentrations, demolition activities would still be governed under OSHA regulations, requiring appropriate worker protection and procedures. This information needs to be provided to the demolition contractor.

Estimated removal costs for the identified ACMs, based on currently known or estimated quantities, are provided in Table 2, attached. If encountered during demolition, foundation waterproofing at should be sampled to determine proper handling procedures. Cost estimates do not include the potential for ACM foundation waterproofing, and could be substantial.

Any activities that involve the handling or disturbance of ACM or trace asbestos should be carried out by a licensed abatement contractor or other appropriately trained personnel in accordance with all applicable regulations.

Characterization of "Demolition Debris"

Representative subsamples of various painted and unpainted building components that would become "demolition debris" were secured and used to form two individual composite samples. The samples were analyzed by the Laboratory Division of EA Group according to TCLP protocol for lead. The results for the analysis are provided in Table 3, attached, and detailed in the laboratory report in Appendix B.



September 27, 2023 (Reissued October 13, 2023)

CT Consultants, Inc.

Pre-Demolition Hazardous Materials Assessment

99 Erie Street, Painesville, Ohio

OH45652

Page 4

As shown in Table 3, none of the samples contained a detectable concentration of extractable lead by TCLP protocol. On this basis, the “demolition debris-type” materials would not be considered to exhibit the characteristic of a hazardous waste due to lead toxicity for either building.

Non-Incandescent Lighting and “Universal Waste” Materials

The building was inspected for various universal waste-type materials that would need to be addressed prior to or as part of demolition activities. These consisted of non-incandescent lighting fixtures (fluorescent lamps and potential polychlorinated biphenyl [PCB] ballasts); suspect mercury-containing equipment (MCE) (e.g., thermostats, switches); and emergency lighting/exit signs, which typically house lead-containing rechargeable batteries [gel cells, sealed lead-acid].

Commercial entities that can manage or assist with managing these types of materials can be found at the new/revised Ohio EPA website “<https://recyclesearch.com/profile/ohioepa-recycling-directory>”.

A total of approximately 98 four-foot lamps, with an estimated total of 49 ballasts, which may or may not contain PCBs, were noted. If the fixtures cannot be reused, they should all be provided for reclamation because of the mercury in the lamps and possible PCBs in the ballasts. No MCE, exit signs or emergency lighting units were identified. Only household quantities of maintenance chemicals were noted, which should be relocated for use or properly disposed.

Regulated Refrigerants

The building was inspected for the presence of refrigerant sources that may contain regulated chlorofluorocarbons (CFCs). Two window air-conditioning (A/C) units and one refrigerator were identified. These items may contain regulated CFC refrigerant that would require special handling (extraction of CFCs) if the items are to be disposed.

Inspection for Underground Storage Tanks (USTs) and Above Ground Storage Tanks (ASTs)

No evidence of USTs (e.g., fill pipes, vent pipes) and no ASTs were observed. No USTs were found to be registered to the property address according to the State Fire Marshal Bureau of Underground Storage Tank Regulations (BUSTR) Ohio Tank Tracking and Environmental Regulations (OTTER) database.



September 27, 2023 (Reissued October 13, 2023)

CT Consultants, Inc.

Pre-Demolition Hazardous Materials Assessment

99 Erie Street, Painesville, Ohio

OH45652

Page 5

If you have any questions or concerns regarding the above information, please contact the undersigned. Thank you for consulting EA Group.

Sincerely,

EA Group

Timothy S. Bowen,
Vice President/Technical Director

Corey Falatic,
ES36126

Table 1. 99 Erie Street, Painesville, Ohio

Group	ID # OH45652	MATERIAL DESCRIPTION	Material Type	RESULT
A	01	Textured Plaster; Wall	M/NF2	0
A	02	Textured Plaster; Wall	M/NF2	0
A	03	Textured Plaster; Wall	M/NF2	0
B	04	Textured Plaster; Ceiling	M/NF2	0
B	05	Textured Plaster; Ceiling	M/NF2	0
B	06	Textured Plaster; Ceiling	M/NF2	0
C	07	Smooth Plaster; Wall	M/NF2	0
C	08	Smooth Plaster; Wall	M/NF2	0
C	09	Smooth Plaster; Wall	M/NF2	0
C	10	Smooth Plaster; Wall	M/NF2	0
C	11	Smooth Plaster; Wall	M/NF2	0
D	12	Drywall System	M/NF2	0
D	13	Drywall System	M/NF2	0,B
E	14	HVAC Duct Tape; Beige	T	[+]
E	15	HVAC Duct Tape; Beige	T	([+])
E	16	HVAC Duct Tape; Beige	T	([+])
F	17	2'x2' Ceiling Panel; Pockmark, Pinhole	M	0
F	18	2'x2' Ceiling Panel; Pockmark, Pinhole	M	0
G	19	4" Cove Base & mastic; Beige	M/NF1	0
G	20	4" Cove Base & mastic; Beige	M/NF1	0
H	21	12"x12" Floor Tile & mastic; Beige w/ white	M/NF1	0
H	22	12"x12" Floor Tile & mastic; Beige w/ white	M/NF1	0
I	23	Duct Insulation	T	[+]
I	24	Duct Insulation	T	([+])
I	25	Duct Insulation	T	([+])
J	26	Tar Paper Backing; Wood Paneling, Black	M/NF2	0
J	27	Tar Paper Backing; Wood Paneling, Black	M/NF2	0
K	28	Plaster; Wall	M/NF2	0,B
K	29	Plaster; Wall	M/NF2	0,B
K	30	Plaster; Wall	M/NF2	0,B
K	31	Plaster; Wall	M/NF2	0,B
K	32	Plaster; Wall	M/NF2	0
L	33	Plaster; Ceiling	M/NF2	0
L	34	Plaster; Ceiling	M/NF2	0
L	35	Plaster; Ceiling	M/NF2	0
L	36	Plaster; Ceiling	M/NF2	0
L	37	Plaster; Ceiling	M/NF2	0
M	38	Carpet Mastic	M/NF1	0
M	39	Carpet Mastic	M/NF1	0

Table 1. 99 Erie Street, Painesville, Ohio

Group	ID # OH45652	MATERIAL DESCRIPTION	Material Type	RESULT
N	40	Flooring Underlay, Paper; Black	M/NF2	0
N	41	Flooring Underlay, Paper; Black	M/NF2	0
O	42	1'x1' Ceiling Tile; Spline	M	0
O	43	1'x1' Ceiling Tile; Spline	M	0
P	44	Linoleum Flooring; Multi-color	M/NF1	0
P	45	Linoleum Flooring; Multi-color	M/NF1	0
Q	46	Linoleum Flooring; Pebblestone	M/NF1	[+]
Q	47	Linoleum Flooring; Pebblestone	M/NF1	([+])
R	48	Sink Bottom Coating; Black	M/NF2	0
R	49	Sink Bottom Coating; Black	M/NF2	0
S	50	Drywall System; Walls	M/NF2	[+],B
S	51	Drywall System; Walls	M/NF2	([+])
T	52	Plaster; Wall	M/NF2	0
T	53	Plaster; Wall	M/NF2	0
T	54	Plaster; Wall	M/NF2	0
T	55	Plaster; Wall	M/NF2	0
T	56	Plaster; Wall	M/NF2	0
U	57	Plaster; Ceiling	M/NF2	[+],B
U	58	Plaster; Ceiling	M/NF2	([+])
U	59	Plaster; Ceiling	M/NF2	([+])
U	60	Plaster; Ceiling	M/NF2	([+])
U	61	Plaster; Ceiling	M/NF2	([+])
V	62	Linoleum Flooring; Triangle	M/NF1	0
V	63	Linoleum Flooring; Triangle	M/NF1	0
W	64	1'x1' Ceiling Tile & mastic; Smooth	M	[+],B
W	65	1'x1' Ceiling Tile & mastic; Smooth	M	([+])
X	66	Ceramic Wall Tile & mastic	M/NF2	[+],B[M]
X	67	Ceramic Wall Tile & mastic	M/NF2	([+])[M]
Y	68	Plaster; Wall	M/NF2	0
Y	69	Plaster; Wall	M/NF2	0
Y	70	Plaster; Wall	M/NF2	0
Z	71	2'x4' Ceiling Panel; Fissure, Pinhole	M	0
Z	72	2'x4' Ceiling Panel; Fissure, Pinhole	M	0
AA	73	Roofing Shingles	M/NF1	0
AA	74	Roofing Shingles	M/NF1	0
AB	75	Door Caulking	M/NF2	[+],B
AB	76	Door Caulking	M/NF2	([+])
AC	77	Window Glazing	M/NF2	0
AC	78	Window Glazing	M/NF2	0

Table 1. 99 Erie Street, Painesville, Ohio

Group	ID # OH45652	MATERIAL DESCRIPTION	Material Type	RESULT
AD	79	Window Caulking	M/NF2	[+],B
AD	80	Window Caulking	M/NF2	([+])
AE	Assumed	Foundation Waterproofing	M/NF2	[+]

Group = Homogeneous Group identification

Material Type: S = Surfacing

T = Thermal System Insulation

M = Miscellaneous

NF1 = Non-Friable Category I

NF2 = Non-Friable Category II

Result: 0 = non-ACM

[+] = ACM

([+]) = one sample confirmed ACM, any remaining samples not required to be analyzed

B = verified by layering & point-counting

[+][M] = Ceramic Tile non-ACM; Mastic ACM

(Group as a whole considered ACM for removal purposes)

0,B = trace asbestos; non-ACM by EPA but OSHA may apply

Table 3. Summary of Waste Characterization Analysis for Lead
CT Consultants
99 Erie Street, Painesville, Ohio

September 8, 2023 Sampling

Sample ID	Materials	TCLP Lead
OH45652- T- 01	99 Erie Street Demolition Debris	< 0.10
OH45652- T- 02	99 Erie Street Demolition Debris	< 0.10

TCLP = Toxicity Characteristic Leaching Procedure

Results for TCLP Lead expressed in milligrams per liter (mg/l).

‡ = concentration exceeds TCLP Hazardous Waste Characteristic

Demolition Debris sample composite of various painted/unpainted interior & exterior materials [concrete, plaster, drywall, etc.]



EA GROUP

Environmental Analysis
and Management

APPENDIX A

Asbestos Inspection Data Sheet(s)

General Sample Location Schematic(s)

ASBESTOS INSPECTION DATA SHEET KEY

- Client and Project:** Information provided by either Work Order or Scope of Work
- Building:** Name or address of building.
- Functional Space:** A room, group of rooms, or homogeneous area designated by the inspector to prepare management plans, design abatement projects, or conduct response actions.
- Location:** Location of homogeneous material being sampled or occurrence of homogeneous material.
- Group:-** An arbitrary designation (number or letter) assigned to each homogeneous material (material that is uniform in color and texture, serves the same function, and was installed at the same time) encountered during sampling.
- ID #:** A sample number assigned by the inspector which begins with the work order number (OHXXXXX) at the top of the column and then a unique sample number for each sample. May include an additional suffix (e.g., building ID, sampling date).
- Material Description:** Distinguishing characteristics that may include system type, function, size, color, shape etc.
- Quantity:** Defined as square feet (SF) [default], linear feet (LF), or individual number of fittings or miscellaneous items, each (EA)
- Material Type:** Abbreviations provided on the form as:
- S** Surfacing Material (troweled or sprayed-on)
 - T** Thermal System Insulation (TSI)
 - M** Miscellaneous (Friable, unless otherwise noted): **NF1** - Non-friable Category I **NF2** - Non-friable Category II
- Material Condition:** Typically noted only for general surveys (e.g., for O&M planning purposes).
- ND** No Damage. The material is in visibly good condition with no apparent/obvious damage.
 - D** Damage. Material has damage to less than 10% of the entire homogeneous group or less than 25% of a localized section of the homogeneous group.
 - SD** Significant Damage. Material has damage to greater than 10% of the entire homogeneous group or greater than 25% of a localized section of the homogeneous group.
- Friable:** When dry, an asbestos-containing material [ACM] is considered friable if it can be crumbled, pulverized, or reduced to powder by *hand pressure*
- Result:** 0 = material determined to be non-ACM (no asbestos); **[+]** = material determined to contain a regulated amount of asbestos (confirmed ACM)
Additional notations may be included for specific samples or materials for further clarification, which would be defined under "Comments"

ASBESTOS INSPECTION DATA SHEET

Client: CT Consultants		Building: 99 Erie Street, Painesville, Ohio							
Project: Pre-Demolition Asbestos Survey		Functional Space: Basement							
LOCATION	Group	ID #	MATERIAL DESCRIPTION	Quantity	Material		FRIABLE	RESULT	NOTES
					Type	Cond			
Stairs 1	A	01	Textured Plaster; Wall					0	
	A	02	Textured Plaster; Wall					0	
	A	03	Textured Plaster; Wall					0	
	B	04	Textured Plaster; Ceiling					0	
	B	05	Textured Plaster; Ceiling					0	
	B	06	Textured Plaster; Ceiling					0	
Stairs 2	C	07	Smooth Plaster; Wall					0	
	C	08	Smooth Plaster; Wall					0	
	C	09	Smooth Plaster; Wall					0	
Storage Room	D	12	Drywall System					0,B[0]	
Telecom Room	E	14	HVAC Duct Tape; Beige	10	T			Y	[+]
	E	15	HVAC Duct Tape; Beige		T				Y
MATERIALS: TYPE: S - Surfacing T - Thermal M - Miscellaneous NF1 - Non-friable Cat. I NF2 - Non-friable Cat. II N/S = not suspect CONDITION: [if relevant] ND - No Damage D - Damage SD - Significant Damage		QUANTITY = Square Feet unless noted LF = Linear Feet; EA = each NQ = not quantified FRIABLE: Y = Regulated ACM (RACM) by definition N = not RACM by definition NF1/NF2 may be friable due to condition or may become friable during reno./demo RESULT: O - Non-ACM [+] = ACM [no other assessment required] B = Verified by layering/point counting							
EA GROUP 7118 Industrial Park Blvd. Mentor, OH 44060-5314 (440) 951-3514		COMMENTS: ([+]) = one sample confirmed ACM, any remaining samples not required to be analyzed ([+][M]) = Floor Tile non-ACM; Mastic ACM (Group as a whole considered ACM for removal purposes) O,B = trace (≤ 1%) asbestos; non-ACM by EPA but OSHA may apply O,B[0] = Sample non-ACM but at least one other sample from Group confirmed trace; Group considered trace							
		EAG Technician(s): Corey Falatic			ES 36126		EAG OH45652		
		Survey Date(s): September 5-8, 2023							
		Page 1 of 12							

ASBESTOS INSPECTION DATA SHEET

Client: CT Consultants		Building: 99 Erie Street, Painesville, Ohio						
Project: Pre-Demolition Asbestos Survey		Functional Space: Basement						
LOCATION	Group	ID #	MATERIAL DESCRIPTION	Quantity	Material		RESULT	NOTES
					Type	Cond		
Room 1	C	10	Smooth Plaster; Wall				0	
	F	17	2'x2' Ceiling Panel; Pockmark, Pinhole				0	
	J	26	Tar Paper Backing; Wood Paneling, Black				0	
Room 2	C	11	Smooth Plaster; Wall				0	
	F	18	2'x2' Ceiling Panel; Pockmark, Pinhole				0	
	J	27	Tar Paper Backing; Wood Paneling, Black				0	
Bathroom	D	13	Drywall System				0,B	
	F	---	2'x2' Ceiling Panel; Pockmark, Pinhole				0	
	G	19	4" Cove Base & mastic; Beige				0	
	G	20	4" Cove Base & mastic; Beige				0	
	H	21	12"x12" Floor Tile & mastic; Beige w/ white				0	
	H	22	12"x12" Floor Tile & mastic; Beige w/ white				0	
MATERIALS: TYPE: S - Surfacing T - Thermal M - Miscellaneous NF1 - Non-friable Cat. I NF2 - Non-friable Cat. II N/S = not suspect CONDITION: [if relevant] ND - No Damage D - Damage SD - Significant Damage		QUANTITY = Square Feet unless noted LF = Linear Feet; EA = each NQ = not quantified FRIABLE: Y = Regulated ACM (RACM) by definition N = not RACM by definition NF1/NF2 may be friable due to condition or may become friable during reno/demo RESULT: O - Non-ACM [+] = ACM [no other assessment required] B = Verified by layering/point counting		COMMENTS: ([+]) = one sample confirmed ACM, any remaining samples not required to be analyzed ([+][M]) = Floor Tile non-ACM; Mastic ACM (Group as a whole considered ACM for removal purposes) O,B = trace (≤ 1%) asbestos; non-ACM by EPA but OSHA may apply O,B[0] = Sample non-ACM but at least one other sample from Group confirmed trace; Group considered trace				
EA GROUP 7118 Industrial Park Blvd. Mentor, OH 44060-5314 (440) 951-3514		EAG Technician(s): Corey Falatic		ES 36126		EAG OH45652		
		Survey Date(s): September 5-8, 2023					Page 2 of 12	

ASBESTOS INSPECTION DATA SHEET

Client: CT Consultants		Building: 99 Erie Street, Painesville, Ohio						
Project: Pre-Demolition Asbestos Survey		Functional Space: First Floor						
LOCATION	Group	ID #	MATERIAL DESCRIPTION	Quantity	Material		RESULT	NOTES
					Type	Cond		
Living Room 1 w/ closet	K	28	Plaster; Wall				0,B	
	L	33	Plaster; Ceiling				0	
	M	38	Carpet Mastic				0	
	N	40	Flooring Underlay, Paper; Black				0	
Living Room 2	K	29	Plaster; Wall				0,B	
	L	34	Plaster; Ceiling				0	
	M	39	Carpet Mastic				0	
	N	---	Flooring Underlay, Paper; Black				0	
Living Room 3	K	30	Plaster; Wall				0,B	
	L	35	Plaster; Ceiling				0	
	M		Carpet Mastic				0	
	N	41	Flooring Underlay, Paper; Black				0	
MATERIALS:		<p>COMMENTS:</p> <p>([+]) = one sample confirmed ACM, any remaining samples not required to be analyzed [+][M] = Floor Tile non-ACM; Mastic ACM (Group as a whole considered ACM for removal purposes)</p> <p>O,B = trace (≤ 1%) asbestos; non-ACM by EPA but OSHA may apply O,B[0] = Sample non-ACM but at least one other sample from Group confirmed trace; Group considered trace</p>						
TYPE:								
S - Surfacing		<p>QUANTITY = Square Feet unless noted LF = Linear Feet; EA = each NQ = not quantified</p> <p>FRIABLE:</p> <p>Y = Regulated ACM (RACM) by definition N = not RACM by definition NF1/NF2 may be friable due to condition or may become friable during reno/demo</p> <p>RESULT:</p> <p>0 - Non-ACM [+] = ACM [no other assessment required] B = Verified by layering/point counting</p>						
T - Thermal								
M - Miscellaneous		<p>EA GROUP</p> <p>7118 Industrial Park Blvd. Mentor, OH 44060-5314 (440) 951-3514</p>						
NF1 - Non-friable Cat. I								
NF2 - Non-friable Cat. II		<p>EAG Technician(s): Corey Falatic ES 36126</p>						
N/S = not suspect								
CONDITION: [if relevant]		<p>Survey Date(s): September 5-8, 2023</p>						
ND - No Damage								
D - Damage		<p>EAG OH45652</p>						
SD - Significant Damage								

ASBESTOS INSPECTION DATA SHEET

Client: CT Consultants		Building: 99 Erie Street, Painesville, Ohio						
Project: Pre-Demolition Asbestos Survey		Functional Space: First Floor						
LOCATION	Group	ID #	MATERIAL DESCRIPTION	Quantity	Material Type Cond	FRIABLE	RESULT	NOTES
Dining Room	K	---	Plaster; Wall				0,B	
	L	36	Plaster; Ceiling				0	
	L	37	Plaster; Ceiling				0	
	M	---	Carpet Mastic				0	
	N	---	Flooring Underlay, Paper; Black				0	
Kitchen	K	31	Plaster; Wall				0,B	
	K	32	Plaster; Wall				0,B[0]	
	N	---	Flooring Underlay, Paper; Black				0	
	O	42	1'x1' Ceiling Tile; Spline				0	
	O	43	1'x1' Ceiling Tile; Spline				0	
P	44	Linoleum Flooring; Multi-color				0		
P	45	Linoleum Flooring; Multi-color				0		
MATERIALS: TYPE: S - Surfacing T - Thermal M - Miscellaneous NF1 - Non-friable Cat. I NF2 - Non-friable Cat. II N/S = not suspect CONDITION: [if relevant] ND - No Damage D - Damage SD - Significant Damage		QUANTITY = Square Feet unless noted LF = Linear Feet; EA = each NQ = not quantified FRIABLE: Y = Regulated ACM (RACM) by definition N = not RACM by definition NF1/NF2 may be friable due to condition or may become friable during reno/demo RESULT: O - Non-ACM [+] = ACM [no other assessment required] B = Verified by layering/point counting		COMMENTS: ([+]) = one sample confirmed ACM, any remaining samples not required to be analyzed ([+][M]) = Floor Tile non-ACM; Mastic ACM (Group as a whole considered ACM for removal purposes) O,B = trace (≤ 1%) asbestos; non-ACM by EPA but OSHA may apply O,B[0] = Sample non-ACM but at least one other sample from Group confirmed trace; Group considered trace				
EA GROUP 7118 Industrial Park Blvd. Mentor, OH 44060-5314 (440) 951-3514		EAG Technician(s): Corey Falatic ES 36126		EAG OH45652				
		Survey Date(s): September 5-8, 2023		Page 5 of 12				

ASBESTOS INSPECTION DATA SHEET

Client: CT Consultants		Building: 99 Erie Street, Painesville, Ohio						
Project: Pre-Demolition Asbestos Survey		Functional Space: First Floor						
LOCATION	Group	ID #	MATERIAL DESCRIPTION	Quantity	Material Type Cond	FRIABLE	RESULT	NOTES
Kitchen	L	---	Plaster; Ceiling				0	
	R	48	Sink Bottom Coating; Black				0	
	R	49	Sink Bottom Coating; Black				0	
Bathroom	K	---	Plaster; Wall				0,B	
	L	---	Plaster; Ceiling				0	
	N	---	Flooring Underlay, Paper; Black				0	
	Q	46	Linoleum Flooring; Pebblestone	20			[+]	
	Q	47	Linoleum Flooring; Pebblestone					([+])
Front Entry/Sunroom	M	---	Carpet Mastic				0	
Rear Sunroom	M	---	Carpet Mastic				0	
Rear Porch	N	---	Flooring Underlay, Paper; Black				0	
	S	50	Drywall System; Walls	150			[+],B	
	S	51	Drywall System; Walls					([+])
MATERIALS:			COMMENTS:					
TYPE:			<p>LF = Linear Feet; EA = each NQ = not quantified FRIABLE: Y = Regulated ACM (RACM) by definition N = not RACM by definition NF1 - Non-friable Cat. I NF2 - Non-friable Cat. II N/S = not suspect CONDITION: [if relevant] ND - No Damage D - Damage SD - Significant Damage</p>					
<p>QUANTITY = Square Feet unless noted LF = Linear Feet; EA = each NQ = not quantified FRIABLE: Y = Regulated ACM (RACM) by definition N = not RACM by definition NF1/NF2 may be friable due to condition or may become friable during reno/demo RESULT: 0 - Non-ACM [+] = ACM [no other assessment required] B = Verified by layering/point counting</p>			<p>([+]) = one sample confirmed ACM; any remaining samples not required to be analyzed ([+][M]) = Floor Tile non-ACM; Mastic ACM (Group as a whole considered ACM for removal purposes) 0,B = trace (≤ 1%) asbestos; non-ACM by EPA but OSHA may apply 0,B[0] = Sample non-ACM but at least one other sample from Group confirmed trace; Group considered trace</p>					
EA GROUP			EAG Technician(s): Corey Falatic					
7118 Industrial Park Blvd. Mentor, OH 44060-5314 (440) 951-3514			ES 36126					
			Survey Date(s): September 5-8, 2023					
			Page 6 of 12					

ASBESTOS INSPECTION DATA SHEET

Client: CT Consultants		Building: 99 Erie Street, Painesville, Ohio						
Project: Pre-Demolition Asbestos Survey		Functional Space: Second Floor						
LOCATION	Group	ID #	MATERIAL DESCRIPTION	Quantity	FRIABLE		RESULT	NOTES
					Material			
					Type	Cond		
Room 1 w/ closet	T	52	Plaster; Wall				0	
	U	57	Plaster; Ceiling	225	M/NF2	N	[+],B	
	J	---	Tar Paper Backing; Wood Paneling, Black				0	assumed present
Room 2 w/ closet	T	---	Plaster; Wall				0	
	U	58	Plaster; Ceiling	136	M/NF2	N	([+])	
	V	62	Linoleum Flooring; Triangle				0	
Room 3 w./ closet	V	63	Linoleum Flooring; Triangle				0	
	J	---	Tar Paper Backing; Wood Paneling, Black				0	assumed present
	T	53	Plaster; Wall				0	
	U	59	Plaster; Ceiling	126	M/NF2	N	([+])	
	J	---	Tar Paper Backing; Wood Paneling, Black				0	assumed present
MATERIALS: TYPE: S - Surfacing T - Thermal M - Miscellaneous NF1 - Non-friable Cat. I NF2 - Non-friable Cat. II N/S = not suspect CONDITION: [if relevant] ND - No Damage D - Damage SD - Significant Damage		QUANTITY = Square Feet unless noted LF = Linear Feet; EA = each NQ = not quantified FRIABLE: Y = Regulated ACM (RACM) by definition N = not RACM by definition NF1/NF2 may be friable due to condition or may become friable during reno/demo RESULT: O - Non-ACM [+]= ACM [no other assessment required] B = Verified by layering/point counting		COMMENTS: ([+]) = one sample confirmed ACM, any remaining samples not required to be analyzed [+] [M] = Floor Tile non-ACM; Mastic ACM (Group as a whole considered ACM for removal purposes) O,B = trace (≤ 1%) asbestos; non-ACM by EPA but OSHA may apply O,B[0] = Sample non-ACM but at least one other sample from Group confirmed trace; Group considered trace				
EA GROUP 7118 Industrial Park Blvd. Mentor, OH 44060-5314 (440) 951-3514		EAG Technician(s): Corey Falatic ES 36126		EAG OH45652				
		Survey Date(s): September 5-8, 2023		Page 7 of 12				

ASBESTOS INSPECTION DATA SHEET

Client: CT Consultants		Building: 99 Erie Street, Painesville, Ohio						
Project: Pre-Demolition Asbestos Survey		Functional Space: Second Floor						
LOCATION	Group	ID #	MATERIAL DESCRIPTION	Quantity	FRIABLE		RESULT	NOTES
					Material			
					Type	Cond		
Room 4 w/ closet	T	54	Plaster; Wall				0	
	U	60	Plaster; Ceiling	148	M/NF2	N	(+)	
	J	---	Tar Paper Backing; Wood Paneling, Black				0	assumed present
Room 5	T	55	Plaster; Wall				0	
	U	61	Plaster; Ceiling	134	M/NF2	N	(+)	
	J	---	Tar Paper Backing; Wood Paneling, Black				0	assumed present
	Z	71	2'x4' Ceiling Panel; Fissure, Pinhole				0	
	Z	72	2'x4' Ceiling Panel; Fissure, Pinhole				0	
Room 6	T	56	Plaster; Wall				0	
	U	---	Plaster; Ceiling	134	M/NF2	N	(+)	
	J	---	Tar Paper Backing; Wood Paneling, Black				0	assumed present
MATERIALS:		COMMENTS:						
TYPE:		<p>QUANTITY = Square Feet unless noted LF = Linear Feet; EA = each NQ = not quantified</p> <p>FRIABLE: Y = Regulated ACM (RACM) by definition N = not RACM by definition NF1 - Non-friable Cat. I NF2 - Non-friable Cat. II N/S = not suspect</p> <p>CONDITION: [if relevant] ND - No Damage D - Damage SD - Significant Damage</p>						
S - Surfacing		<p>(+) = one sample confirmed ACM, any remaining samples not required to be analyzed [+][M] = Floor Tile non-ACM; Mastic ACM (Group as a whole considered ACM for removal purposes)</p> <p>O,B = trace (≤ 1%) asbestos; non-ACM by EPA but OSHA may apply O,B[0] = Sample non-ACM but at least one other sample from Group confirmed trace; Group considered trace</p>						
T - Thermal								
M - Miscellaneous								
NF1 - Non-friable Cat. I								
NF2 - Non-friable Cat. II								
N/S = not suspect								
CONDITION: [if relevant]								
ND - No Damage								
D - Damage								
SD - Significant Damage								
EA GROUP		EAG Technician(s): Corey Falatic		ES 36126		EAG OH45652		
7118 Industrial Park Blvd.		Survey Date(s): September 5-8, 2023						
Mentor, OH 44060-5314		Page 8 of 12						
(440) 951-3514								

ASBESTOS INSPECTION DATA SHEET

Client: CT Consultants		Building: 99 Erie Street, Painesville, Ohio											
Project: Pre-Demolition Asbestos Survey		Functional Space: Second Floor											
LOCATION	Group	ID #	MATERIAL DESCRIPTION	Quantity	Material		RESULT	NOTES					
					Type	Cond	FRIABLE						
Hallway	T	---	Plaster; Wall					0					
	U	---	Plaster; Ceiling	118	M/NF2		N	[+]					
	M	---	Carpet Mastic					0					
	J	---	Tar Paper Backing; Wood Paneling, Black					0	assumed present				
	T	---	Plaster; Wall					0					
Bathroom	U	---	Plaster; Ceiling	72	M/NF2		N	[+]					
	W	64	1'x1' Ceiling Tile & mastic; Smooth	72	M		Y	[+],B					
	W	65	1'x1' Ceiling Tile & mastic; Smooth		M		Y	([+])					
	X	66	Ceramic Wall Tile & mastic	250	M/NF2		N	[+],B[M]					
	X	67	Ceramic Wall Tile & mastic		M/NF2		N	([+])[M]					
	J	---	Tar Paper Backing; Wood Paneling, Black					0	assumed present				
<p>MATERIALS:</p> <p>TYPE:</p> <p>S - Surfacing</p> <p>T - Thermal</p> <p>M - Miscellaneous</p> <p>NF1 - Non-friable Cat. I</p> <p>NF2 - Non-friable Cat. II</p> <p>N/S = not suspect</p> <p>CONDITION: [if relevant]</p> <p>ND - No Damage</p> <p>D - Damage</p> <p>SD - Significant Damage</p>				<p>QUANTITY = Square Feet unless noted</p> <p>LF = Linear Feet; EA = each</p> <p>NQ = not quantified</p> <p>FRIABLE:</p> <p>Y = Regulated ACM (RACM) by definition</p> <p>N = not RACM by definition</p> <p>NF1/NF2 may be friable due to condition or may become friable during reno/demo</p> <p>RESULT:</p> <p>O - Non-ACM</p> <p>[+] = ACM [no other assessment required]</p> <p>B = Verified by layering/point counting</p>					<p>COMMENTS:</p> <p>([+]) = one sample confirmed ACM, any remaining samples not required to be analyzed</p> <p>[+][M] = Floor Tile non-ACM; Mastic ACM (Group as a whole considered ACM for removal purposes)</p> <p>O,B = trace (≤ 1%) asbestos; non-ACM by EPA but OSHA may apply</p> <p>O,B[O] = Sample non-ACM but at least one other sample from Group confirmed trace; Group considered trace</p>				
<p>EA GROUP</p> <p>7118 Industrial Park Blvd.</p> <p>Mentor, OH 44060-5314</p> <p>(440) 951-3514</p>				<p>EAG Technician(s): Corey Falatic</p> <p>ES 36126</p>					<p>EAG OH45652</p>				
				<p>Survey Date(s): September 5-8, 2023</p>					<p>Page 9 of 12</p>				

ASBESTOS INSPECTION DATA SHEET

Client: CT Consultants		Building: 99 Erie Street, Painesville, Ohio						
Project: Pre-Demolition Asbestos Survey		Functional Space: Second Floor						
LOCATION	Group	ID #	MATERIAL DESCRIPTION	Quantity	FRIABLE		RESULT	NOTES
		OH45652			Type	Cond		
Main Stairs	T	---	Plaster; Wall				0	
	U	---	Plaster; Ceiling	77	M/NF2		N	[+]
	M	---	Carpet Mastic				0	
	J	---	Tar Paper Backing; Wood Paneling, Black				0	assumed present
Stairs to First Floor	T	---	Plaster; Wall				0	
	U	---	Plaster; Ceiling	36	M/NF2		N	[+]
	M	---	Carpet Mastic				0	
	J	---	Tar Paper Backing; Wood Paneling, Black				0	assumed present
MATERIALS:		COMMENTS:						
TYPE:		<p>QUANTITY = Square Feet unless noted LF = Linear Feet; EA = each NQ = not quantified</p> <p>FRIABLE: Y = Regulated ACM (RACM) by definition N = not RACM by definition NF1/NF2 may be friable due to condition or may become friable during reno/demo</p> <p>CONDITION: [if relevant] ND - No Damage D - Damage SD - Significant Damage</p>						
S - Surfacing		<p>([+]) = one sample confirmed ACM, any remaining samples not required to be analyzed [+][M] = Floor Tile non-ACM; Mastic ACM (Group as a whole considered ACM for removal purposes)</p> <p>O,B = trace (≤ 1%) asbestos; non-ACM by EPA but OSHA may apply O,B[0] = Sample non-ACM but at least one other sample from Group confirmed trace; Group considered trace</p>						
T - Thermal								
M - Miscellaneous								
NF1 - Non-friable Cat. I								
NF2 - Non-friable Cat. II								
N/S = not suspect								
EA GROUP		EAG Technician(s): Corey Falatic						
7118 Industrial Park Blvd.		ES 36126						
Mentor, OH 44060-5314		Survey Date(s): September 5-8, 2023						
(440) 951-3514		Page 10 of 12						

ASBESTOS INSPECTION DATA SHEET

Client: CT Consultants		Building: 99 Erie Street, Painesville, Ohio											
Project: Pre-Demolition Asbestos Survey		Functional Space: Exterior											
LOCATION	Group	ID #	MATERIAL DESCRIPTION	Quantity	Material Type Cond	FRIABLE	RESULT	NOTES					
Exterior	AA	73	Roofing Shingles				0						
	AA	74	Roofing Shingles				0						
	AB	75	Door Caulking	30 [6 EA]	M/NF2	N	[+],B						
	AB	76	Door Caulking		M/NF2	N	[+]						
	AC	77	Window Glazing				0						
	AC	78	Window Glazing				0						
	AD	79	Window Caulking	365 [90 EA]	M/NF2	N	[+],B						
	AD	80	Window Caulking		M/NF2	N	[+]						
	AE	Assumed		Foundation Waterproofing	NQ	M/NF2	N	[+]	assumed present				
				<p>MATERIALS:</p> <p>TYPE:</p> <p>S - Surfacing</p> <p>T - Thermal</p> <p>M - Miscellaneous</p> <p>NF1 - Non-friable Cat. I</p> <p>NF2 - Non-friable Cat. II</p> <p>N/S = not suspect</p> <p>CONDITION: [if relevant]</p> <p>ND - No Damage</p> <p>D - Damage</p> <p>SD - Significant Damage</p>					<p>QUANTITY = Square Feet unless noted</p> <p>LF = Linear Feet; EA = each</p> <p>NQ = not quantified</p> <p>FRIABLE:</p> <p>Y = Regulated ACM (RACM) by definition</p> <p>N = not RACM by definition</p> <p>NF1/NF2 may be friable due to condition or may become friable during reno/demo</p> <p>RESULT:</p> <p>O - Non-ACM</p> <p>[+] = ACM [no other assessment required]</p> <p>B = Verified by layering/point counting</p>				
				<p>COMMENTS:</p> <p>[+] = one sample confirmed ACM, any remaining samples not required to be analyzed</p> <p>[+][M] = Floor Tile non-ACM; Mastic ACM (Group as a whole considered ACM for removal purposes)</p> <p>O,B = trace (≤ 1%) asbestos; non-ACM by EPA but OSHA may apply</p> <p>O,B[0] = Sample non-ACM but at least one other sample from Group confirmed trace; Group considered trace</p>									
<p>EA GROUP</p> <p>7118 Industrial Park Blvd.</p> <p>Mentor, OH 44060-5314</p> <p>(440) 951-3514</p>				<p>EAG Technician(s): Corey Falatic</p> <p>ES 36126</p>									



EA GROUP

Work Order:

Date:

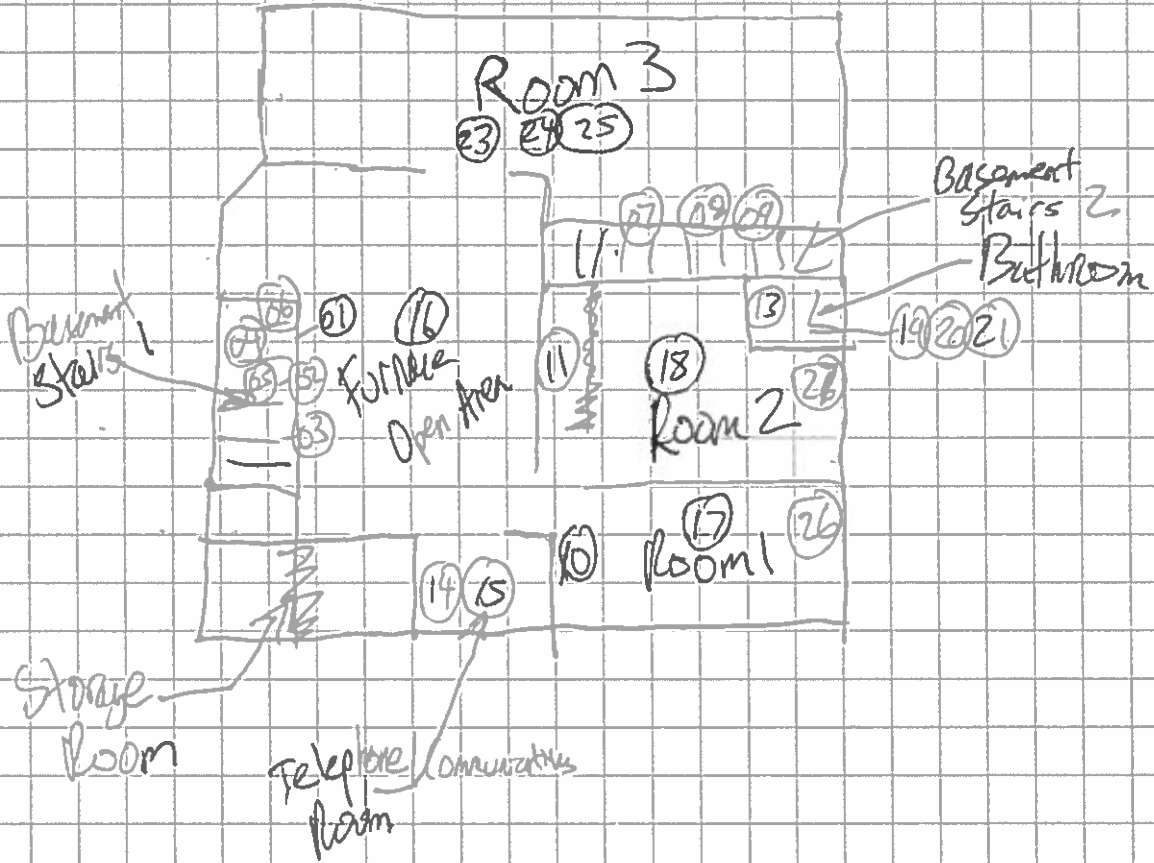
Prepared By:

Project:

Title:

99 Erie St.

Basement





EA GROUP

Work Order:

0445652

Date:

04/03/23

Prepared By:

C. Falatiz


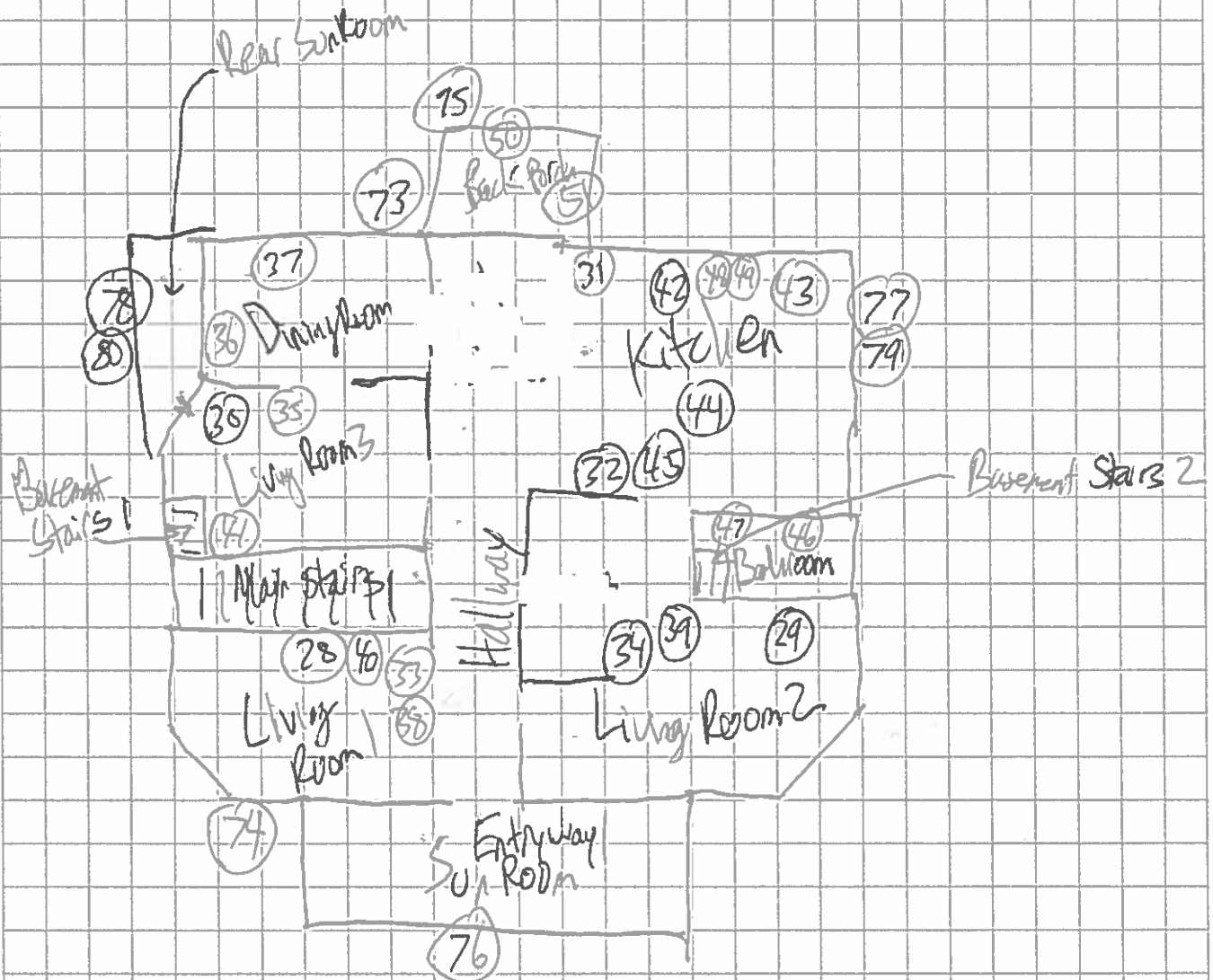
Project:

Office Demo

Title:

99 Erie St.

1st Floor



Erie Street



EA GROUP

Work Order:

Date:

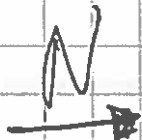
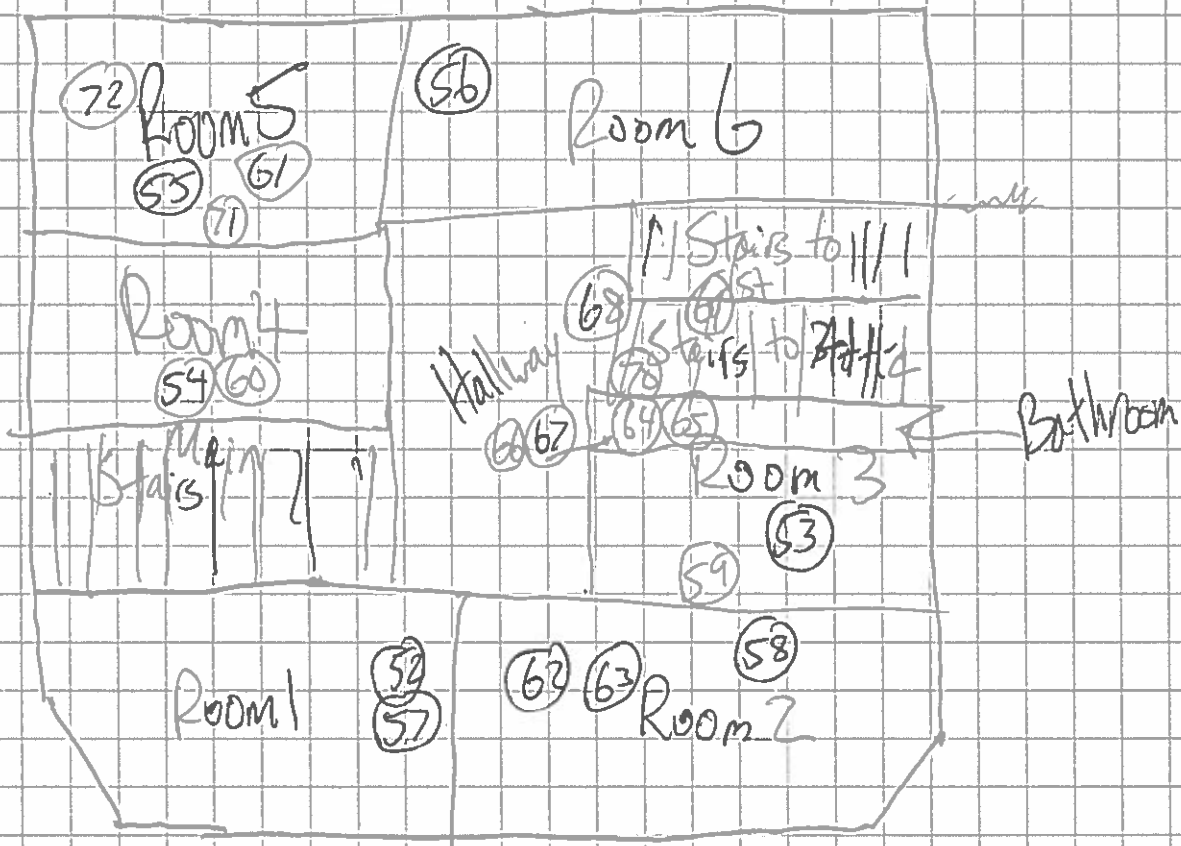
Prepared By:

Project:

Title:

99 Erie St.

2nd Floor



Erie Street



EA GROUP

Work Order:

Date:

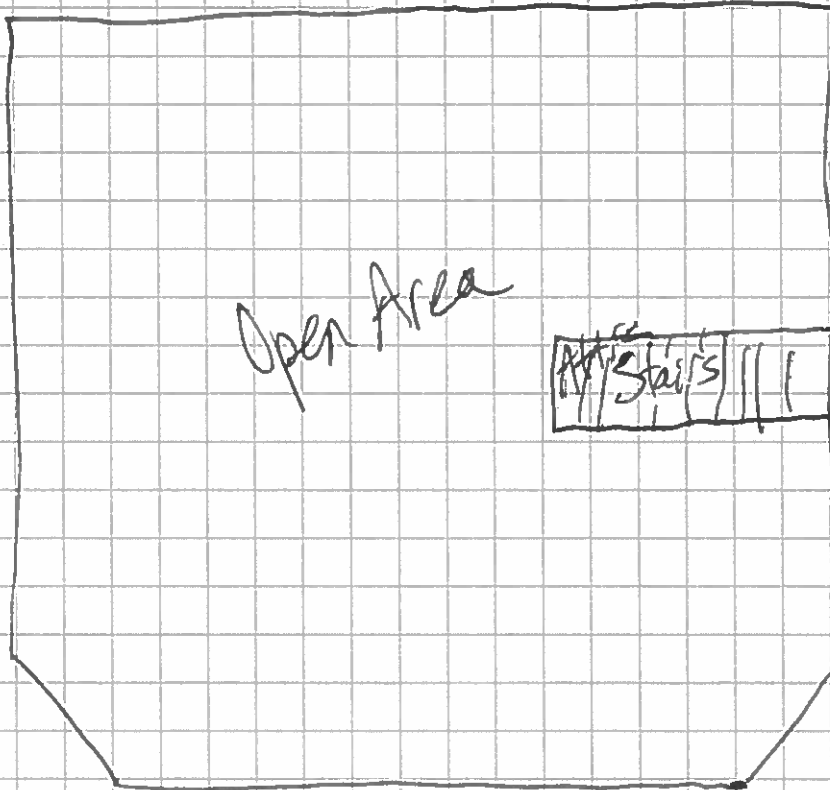
Prepared By:

Project:

Title:

09 Ene St.

Attic



NSM.



APPENDIX B

Laboratory Analytical Report(s)



CT Consultants, Inc.
8150 Sterling Ct.
Mentor, OH 44060
Bill Gallagher

Client Project: 99 & 125 Erie St Pre-Demo Survey

EA Group Workorder Number: 230900152

Received on September 18, 2023

The following analytical report contains results as requested for samples as received by EA Group. The results included in this report have been reviewed for compliance with the analytical methods indicated in this report. All data has been found to be compliant with accepted laboratory protocol, except as noted in the QC narrative. Industrial hygiene reports, air and/or surface concentrations results are based upon sampling information provided by the client. Analyst initials of REF indicate analysis performed at a subcontract facility.

If you have questions, comments or require further assistance regarding this report, please contact your client services representative or one of the individuals listed below.

Data or reporting:

Debbie Lauer - Lab Manager
dlauer@eagroupohio.com

Sample tracking, supplies:

Sample Receiving
sreceiving@eagroupohio.com

Invoice Related:

Bonnie Renbarger - Office Manager
brenbarger@eagroupohio.com

Reproduction of this report is prohibited except in its entirety. Unless noted, soil, sludge and sediment results are reported on dry weight basis. The "Sample Reporting Limit" is based on the method used for analysis and does not refer to any regulatory limit. These results relate only to the items tested.



EA GROUP

Environmental Analysis
and Management

Laboratory Analytical Report

CT Consultants, Inc.

8150 Sterling Ct.

Mentor, OH 44060

Attention:
Bill Gallagher

Project Identification

99 & 125 Erie St Pre-Demo Survey

OH45652

Purchase Order:

EA Group

Order Number

2309-00152

Carl R. Eggebraaten
Microscopist

Deborah L. Lauer
Laboratory Manager

September 27, 2023



EA GROUP

Environmental Analysis
and Management

Project Summary

The following analytical report contains the results as requested for samples submitted to EA Group. The results included in this report have been reviewed for compliance with the analytical methods indicated in this report. All data have been found to be compliant with accepted laboratory protocol. Exceptions, if any, are noted below.

Sample Summary

Sample Receive Date: 9/18/2023

EAG	Client	EAG	Client
<u>Sample Identification</u>	<u>Sample Identification</u>	<u>Sample Identification</u>	<u>Sample Identification</u>
230900152-001A	OH45652-01	230900152-002A	OH45652-02
230900152-003A	OH45652-03	230900152-004A	OH45652-04
230900152-005A	OH45652-05	230900152-006A	OH45652-06
230900152-007A	OH45652-07	230900152-008A	OH45652-08
230900152-009A	OH45652-09	230900152-010A	OH45652-10
230900152-011A	OH45652-11	230900152-012A	OH45652-12
230900152-013A	OH45652-13	230900152-014A	OH45652-14
230900152-015A	OH45652-15	230900152-016A	OH45652-16
230900152-017A	OH45652-17	230900152-018A	OH45652-18
230900152-019A	OH45652-19	230900152-020A	OH45652-20
230900152-021A	OH45652-21	230900152-022A	OH45652-22
230900152-023A	OH45652-23	230900152-024A	OH45652-24
230900152-025A	OH45652-25	230900152-026A	OH45652-26
230900152-027A	OH45652-27	230900152-028A	OH45652-28
230900152-029A	OH45652-29	230900152-030A	OH45652-30
230900152-031A	OH45652-31	230900152-032A	OH45652-32
230900152-033A	OH45652-33	230900152-034A	OH45652-34
230900152-035A	OH45652-35	230900152-036A	OH45652-36
230900152-037A	OH45652-37	230900152-038A	OH45652-38
230900152-039A	OH45652-39	230900152-040A	OH45652-40
230900152-041A	OH45652-41	230900152-042A	OH45652-42
230900152-043A	OH45652-43	230900152-044A	OH45652-44
230900152-045A	OH45652-45	230900152-046A	OH45652-46
230900152-047A	OH45652-47	230900152-048A	OH45652-48
230900152-049A	OH45652-49	230900152-050A	OH45652-50
230900152-051A	OH45652-51	230900152-052A	OH45652-52
230900152-053A	OH45652-53	230900152-054A	OH45652-54
230900152-055A	OH45652-55	230900152-056A	OH45652-56
230900152-057A	OH45652-57	230900152-058A	OH45652-58
230900152-059A	OH45652-59	230900152-060A	OH45652-60
230900152-061A	OH45652-61	230900152-062A	OH45652-62
230900152-063A	OH45652-63	230900152-064A	OH45652-64
230900152-065A	OH45652-65	230900152-066A	OH45652-66
230900152-067A	OH45652-67	230900152-068A	OH45652-68
230900152-069A	OH45652-69	230900152-070A	OH45652-70
230900152-071A	OH45652-71	230900152-072A	OH45652-72



Project Summary

The following analytical report contains the results as requested for samples submitted to EA Group. The results included in this report have been reviewed for compliance with the analytical methods indicated in this report. All data have been found to be compliant with accepted laboratory protocol. Exceptions, if any, are noted below.

Sample Summary

Sample Receive Date: 9/18/2023

EAG	Client	EAG	Client
<u>Sample Identification</u>	<u>Sample Identification</u>	<u>Sample Identification</u>	<u>Sample Identification</u>
230900152-073A	OH45652-73	230900152-074A	OH45652-74
230900152-075A	OH45652-75	230900152-076A	OH45652-76
230900152-077A	OH45652-77	230900152-078A	OH45652-78
230900152-079A	OH45652-79	230900152-080A	OH45652-80

Quality Control Narrative

This report contains data which was produced by a subcontracted laboratory NVLAP Lab Code 101165-0 for Asbestos Analysis.

IATL, Inc.

9000 Commerce Parkway, Suite B

Mt. Laurel, NJ 08054



Project Summary

The following analytical report contains the results as requested for samples submitted to EA Group. The results included in this report have been reviewed for compliance with the analytical methods indicated in this report. All data have been found to be compliant with accepted laboratory protocol. Exceptions, if any, are noted below.

Sample Summary

Sample Receive Date: 9/18/2023

EAG Client
Sample Identification Sample Identification

EAG Client
Sample Identification Sample Identification

Reproduction of this report is prohibited except in its entirety. Unless noted, soil, sludge, and sediment results are reported on dry weight basis. The "Sample Reporting Limit" is based on the method used for analysis and does not refer to any regulatory limit.

CERTIFICATE OF ANALYSIS

Client: EA Group
7118 Industrial Park
Mentor OH 44060

Client: EAG482

Report Date: 9/22/2023
Report No.: 689899 - PLM
Project: OH45652
Project No.: 2309-152

PLM BULK SAMPLE ANALYSIS SUMMARY

Lab No.: 7673931	Analyst Observation: White Drywall	Location:
Client No.: OH45652-01	Client Description:	Facility:
<u>Percent Asbestos:</u>	<u>Percent Non-Asbestos Fibrous Material:</u>	<u>Percent Non-Fibrous Material:</u>
<i>None Detected</i>	None Detected	100

Lab No.: 7673931(L2)	Analyst Observation: White Joint Compound	Location:
Client No.: OH45652-01	Client Description:	Facility:
<u>Percent Asbestos:</u>	<u>Percent Non-Asbestos Fibrous Material:</u>	<u>Percent Non-Fibrous Material:</u>
<i>None Detected</i>	None Detected	100

Lab No.: 7673932	Analyst Observation: White Drywall	Location:
Client No.: OH45652-02	Client Description:	Facility:
<u>Percent Asbestos:</u>	<u>Percent Non-Asbestos Fibrous Material:</u>	<u>Percent Non-Fibrous Material:</u>
<i>None Detected</i>	None Detected	100

Lab No.: 7673932(L2)	Analyst Observation: White Joint Compound	Location:
Client No.: OH45652-02	Client Description:	Facility:
<u>Percent Asbestos:</u>	<u>Percent Non-Asbestos Fibrous Material:</u>	<u>Percent Non-Fibrous Material:</u>
<i>None Detected</i>	None Detected	100

Lab No.: 7673933	Analyst Observation: White Drywall	Location:
Client No.: OH45652-03	Client Description:	Facility:
<u>Percent Asbestos:</u>	<u>Percent Non-Asbestos Fibrous Material:</u>	<u>Percent Non-Fibrous Material:</u>
<i>None Detected</i>	None Detected	100

Lab No.: 7673933(L2)	Analyst Observation: White Joint Compound	Location:
Client No.: OH45652-03	Client Description:	Facility:
<u>Percent Asbestos:</u>	<u>Percent Non-Asbestos Fibrous Material:</u>	<u>Percent Non-Fibrous Material:</u>
<i>None Detected</i>	None Detected	100

Please refer to the Appendix of this report for further information regarding your analysis.

Date Received: 9/20/2023
Date Analyzed: 09/22/2023
Signature:
Analyst: Maxamillian Roselli

Approved By:
Frank E. Ehrenfeld, III
Laboratory Director

CERTIFICATE OF ANALYSIS

Client: EA Group
7118 Industrial Park
Mentor OH 44060

Client: EAG482

Report Date: 9/22/2023
Report No.: 689899 - PLM
Project: OH45652
Project No.: 2309-152

PLM BULK SAMPLE ANALYSIS SUMMARY

Lab No.: 7673934 **Analyst Observation:** White Drywall **Location:**
Client No.: OH45652-04 **Client Description:** **Facility:**
Percent Asbestos: Percent Non-Asbestos Fibrous Material: Percent Non-Fibrous Material:
None Detected None Detected 100

Lab No.: 7673934(L2) **Analyst Observation:** White Joint Compound **Location:**
Client No.: OH45652-04 **Client Description:** **Facility:**
Percent Asbestos: Percent Non-Asbestos Fibrous Material: Percent Non-Fibrous Material:
None Detected None Detected 100


Lab No.: 7673935 **Analyst Observation:** White Drywall **Location:**
Client No.: OH45652-05 **Client Description:** **Facility:**
Percent Asbestos: Percent Non-Asbestos Fibrous Material: Percent Non-Fibrous Material:
None Detected None Detected 100


Lab No.: 7673935(L2) **Analyst Observation:** White Joint Compound **Location:**
Client No.: OH45652-05 **Client Description:** **Facility:**
Percent Asbestos: Percent Non-Asbestos Fibrous Material: Percent Non-Fibrous Material:
None Detected None Detected 100

Lab No.: 7673936 **Analyst Observation:** White Drywall **Location:**
Client No.: OH45652-06 **Client Description:** **Facility:**
Percent Asbestos: Percent Non-Asbestos Fibrous Material: Percent Non-Fibrous Material:
None Detected None Detected 100

Lab No.: 7673936(L2) **Analyst Observation:** White Joint Compound **Location:**
Client No.: OH45652-06 **Client Description:** **Facility:**
Percent Asbestos: Percent Non-Asbestos Fibrous Material: Percent Non-Fibrous Material:
None Detected None Detected 100

Please refer to the Appendix of this report for further information regarding your analysis.

Date Received: 9/20/2023
Date Analyzed: 09/22/2023
Signature: 
Analyst: Maxamillian Roselli

Approved By: 
Frank E. Ehrenfeld, III
Laboratory Director

CERTIFICATE OF ANALYSIS

Client: EA Group
7118 Industrial Park
Mentor OH 44060

Report Date: 9/22/2023
Report No.: 689899 - PLM
Project: OH45652
Project No.: 2309-152

Client: EAG482

PLM BULK SAMPLE ANALYSIS SUMMARY

Lab No.: 7673937 **Analyst Observation:** Grey Plaster **Location:**
Client No.: OH45652-07 **Client Description:** **Facility:**
Percent Asbestos: Percent Non-Asbestos Fibrous Material: Percent Non-Fibrous Material:
None Detected None Detected 100

Sample received wet

Lab No.: 7673938 **Analyst Observation:** Grey Plaster **Location:**
Client No.: OH45652-08 **Client Description:** **Facility:**
Percent Asbestos: Percent Non-Asbestos Fibrous Material: Percent Non-Fibrous Material:
None Detected None Detected 100

Sample received wet

Lab No.: 7673938(L2) **Analyst Observation:** White Plaster **Location:**
Client No.: OH45652-08 **Client Description:** **Facility:**
Percent Asbestos: Percent Non-Asbestos Fibrous Material: Percent Non-Fibrous Material:
None Detected None Detected 100

Sample received wet

Lab No.: 7673939 **Analyst Observation:** Grey Plaster **Location:**
Client No.: OH45652-09 **Client Description:** **Facility:**
Percent Asbestos: Percent Non-Asbestos Fibrous Material: Percent Non-Fibrous Material:
None Detected None Detected 100

Sample received wet

Lab No.: 7673939(L2) **Analyst Observation:** White Plaster **Location:**
Client No.: OH45652-09 **Client Description:** **Facility:**
Percent Asbestos: Percent Non-Asbestos Fibrous Material: Percent Non-Fibrous Material:
None Detected None Detected 100

Sample received wet

Please refer to the Appendix of this report for further information regarding your analysis.

Date Received: 9/20/2023
Date Analyzed: 09/22/2023
Signature:
Analyst: Maxamillian Roselli

Approved By:
Frank E. Ehrenfeld, III
Laboratory Director

CERTIFICATE OF ANALYSIS

Client: EA Group
7118 Industrial Park
Mentor OH 44060

Report Date: 9/22/2023
Report No.: 689899 - PLM
Project: OH45652
Project No.: 2309-152

Client: EAG482

PLM BULK SAMPLE ANALYSIS SUMMARY

Lab No.: 7673940 **Analyst Observation:** Grey Plaster **Location:**
Client No.: OH45652-10 **Client Description:** **Facility:**
Percent Asbestos: Percent Non-Asbestos Fibrous Material: Percent Non-Fibrous Material:
None Detected None Detected 100

Sample received wet

Lab No.: 7673940(L2) **Analyst Observation:** White Plaster **Location:**
Client No.: OH45652-10 **Client Description:** **Facility:**
Percent Asbestos: Percent Non-Asbestos Fibrous Material: Percent Non-Fibrous Material:
None Detected None Detected 100

Sample received wet

Lab No.: 7673941 **Analyst Observation:** Grey Plaster **Location:**
Client No.: OH45652-11 **Client Description:** **Facility:**
Percent Asbestos: Percent Non-Asbestos Fibrous Material: Percent Non-Fibrous Material:
None Detected None Detected 100

Sample received wet

Lab No.: 7673942 **Analyst Observation:** White Drywall **Location:**
Client No.: OH45652-12 **Client Description:** **Facility:**
Percent Asbestos: Percent Non-Asbestos Fibrous Material: Percent Non-Fibrous Material:
None Detected None Detected 100

Lab No.: 7673942(L2) **Analyst Observation:** White Joint Compound **Location:**
Client No.: OH45652-12 **Client Description:** **Facility:**
Percent Asbestos: Percent Non-Asbestos Fibrous Material: Percent Non-Fibrous Material:
None Detected None Detected 100

Lab No.: 7673943 **Analyst Observation:** White Drywall **Location:**
Client No.: OH45652-13 **Client Description:** **Facility:**
Percent Asbestos: Percent Non-Asbestos Fibrous Material: Percent Non-Fibrous Material:
None Detected None Detected 100

Please refer to the Appendix of this report for further information regarding your analysis.

Date Received: 9/20/2023
Date Analyzed: 09/22/2023
Signature:
Analyst: Maxamillian Roselli

Approved By:
Frank E. Ehrenfeld, III
Laboratory Director

CERTIFICATE OF ANALYSIS

Client: EA Group
7118 Industrial Park
Mentor OH 44060

Report Date: 9/22/2023
Report No.: 689899 - PLM
Project: OH45652
Project No.: 2309-152

Client: EAG482

PLM BULK SAMPLE ANALYSIS SUMMARY

Lab No.: 7673943(L2)	Analyst Observation: White Joint Compound	Location:
Client No.: OH45652-13	Client Description:	Facility:
<u>Percent Asbestos:</u>	<u>Percent Non-Asbestos Fibrous Material:</u>	<u>Percent Non-Fibrous Material:</u>
<i>None Detected</i>	None Detected	100

Lab No.: 7673943(L3)	Analyst Observation: Lt Yellow Joint Compound	Location:
Client No.: OH45652-13	Client Description:	Facility:
<u>Percent Asbestos:</u>	<u>Percent Non-Asbestos Fibrous Material:</u>	<u>Percent Non-Fibrous Material:</u>
PC 0.75 Chrysotile	None Detected	99.25

Lab No.: 7673944	Analyst Observation: Off-White Insulation	Location:
Client No.: OH45652-14	Client Description:	Facility:
<u>Percent Asbestos:</u>	<u>Percent Non-Asbestos Fibrous Material:</u>	<u>Percent Non-Fibrous Material:</u>
40 Chrysotile	None Detected	56.4
PC 3.6 Crocidolite		

Lab No.: 7673945	Analyst Observation: Sample Not Analyzed	Location:
Client No.: OH45652-15	Client Description:	Facility:
<u>Percent Asbestos:</u>	<u>Percent Non-Asbestos Fibrous Material:</u>	<u>Percent Non-Fibrous Material:</u>
<i>Sample Not Analyzed</i>	Sample Not Analyzed	


Note: Positive stop analysis instructions per client for each homogeneous sample group.


Lab No.: 7673946	Analyst Observation: Sample Not Analyzed	Location:
Client No.: OH45652-16	Client Description:	Facility:
<u>Percent Asbestos:</u>	<u>Percent Non-Asbestos Fibrous Material:</u>	<u>Percent Non-Fibrous Material:</u>
<i>Sample Not Analyzed</i>	Sample Not Analyzed	

Note: Positive stop analysis instructions per client for each homogeneous sample group.

Lab No.: 7673947	Analyst Observation: White Ceiling Tile	Location:
Client No.: OH45652-17	Client Description:	Facility:
<u>Percent Asbestos:</u>	<u>Percent Non-Asbestos Fibrous Material:</u>	<u>Percent Non-Fibrous Material:</u>
<i>None Detected</i>	15 Cellulose 15 Fibrous Glass	70

Please refer to the Appendix of this report for further information regarding your analysis.

Date Received: 9/20/2023
Date Analyzed: 09/22/2023
Signature: 
Analyst: Maxamillian Roselli

Approved By: 
Frank E. Ehrenfeld, III
Laboratory Director

CERTIFICATE OF ANALYSIS

Client: EA Group
7118 Industrial Park
Mentor OH 44060

Client: EAG482

Report Date: 9/22/2023
Report No.: 689899 - PLM
Project: OH45652
Project No.: 2309-152

PLM BULK SAMPLE ANALYSIS SUMMARY

Lab No.: 7673948 **Analyst Observation:** White Ceiling Tile **Location:**
Client No.: OH45652-18 **Client Description:** **Facility:**
Percent Asbestos: **Percent Non-Asbestos Fibrous Material:** **Percent Non-Fibrous Material:**
None Detected 15 Cellulose 70
15 Fibrous Glass

Lab No.: 7673949 **Analyst Observation:** Tan Cove Base **Location:**
Client No.: OH45652-19 **Client Description:** **Facility:**
Percent Asbestos: **Percent Non-Asbestos Fibrous Material:** **Percent Non-Fibrous Material:**
None Detected None Detected 100


Lab No.: 7673949(L2) **Analyst Observation:** Yellow Mastic **Location:**
Client No.: OH45652-19 **Client Description:** **Facility:**
Percent Asbestos: **Percent Non-Asbestos Fibrous Material:** **Percent Non-Fibrous Material:**
None Detected None Detected 100


Lab No.: 7673950 **Analyst Observation:** Tan Cove Base **Location:**
Client No.: OH45652-20 **Client Description:** **Facility:**
Percent Asbestos: **Percent Non-Asbestos Fibrous Material:** **Percent Non-Fibrous Material:**
None Detected None Detected 100

Lab No.: 7673950(L2) **Analyst Observation:** Yellow Mastic **Location:**
Client No.: OH45652-20 **Client Description:** **Facility:**
Percent Asbestos: **Percent Non-Asbestos Fibrous Material:** **Percent Non-Fibrous Material:**
None Detected None Detected 100

Lab No.: 7673951 **Analyst Observation:** Tan Floor Tile **Location:**
Client No.: OH45652-21 **Client Description:** **Facility:**
Percent Asbestos: **Percent Non-Asbestos Fibrous Material:** **Percent Non-Fibrous Material:**
None Detected None Detected 100

Please refer to the Appendix of this report for further information regarding your analysis.

Date Received: 9/20/2023
Date Analyzed: 09/22/2023
Signature: 
Analyst: Maxamillian Roselli

Approved By: 
Frank E. Ehrenfeld, III
Laboratory Director

CERTIFICATE OF ANALYSIS

Client: EA Group
7118 Industrial Park
Mentor OH 44060

Report Date: 9/22/2023
Report No.: 689899 - PLM
Project: OH45652
Project No.: 2309-152

Client: EAG482

PLM BULK SAMPLE ANALYSIS SUMMARY

Lab No.: 7673951(L2)	Analyst Observation: Yellow/Off-White Mastic/Leveling Compound	Location:
Client No.: OH45652-21	Client Description:	Facility:
<u>Percent Asbestos:</u> <i>None Detected</i>	<u>Percent Non-Asbestos Fibrous Material:</u> None Detected	<u>Percent Non-Fibrous Material:</u> 100

Lab No.: 7673952	Analyst Observation: Tan Floor Tile	Location:
Client No.: OH45652-22	Client Description:	Facility:
<u>Percent Asbestos:</u> <i>None Detected</i>	<u>Percent Non-Asbestos Fibrous Material:</u> None Detected	<u>Percent Non-Fibrous Material:</u> 100

Lab No.: 7673952(L2)	Analyst Observation: Yellow/Off-White Mastic/Leveling Compound	Location:
Client No.: OH45652-22	Client Description:	Facility:
<u>Percent Asbestos:</u> <i>None Detected</i>	<u>Percent Non-Asbestos Fibrous Material:</u> None Detected	<u>Percent Non-Fibrous Material:</u> 100

Lab No.: 7673953	Analyst Observation: Off-White Insulation	Location:
Client No.: OH45652-23	Client Description:	Facility:
<u>Percent Asbestos:</u> 30 Chrysotile	<u>Percent Non-Asbestos Fibrous Material:</u> None Detected	<u>Percent Non-Fibrous Material:</u> 70


Lab No.: 7673954	Analyst Observation: Sample Not Analyzed	Location:
Client No.: OH45652-24	Client Description:	Facility:
<u>Percent Asbestos:</u> <i>Sample Not Analyzed</i>	<u>Percent Non-Asbestos Fibrous Material:</u> Sample Not Analyzed	<u>Percent Non-Fibrous Material:</u>


Note: Positive stop analysis instructions per client for each homogeneous sample group.

Lab No.: 7673955	Analyst Observation: Sample Not Analyzed	Location:
Client No.: OH45652-25	Client Description:	Facility:
<u>Percent Asbestos:</u> <i>Sample Not Analyzed</i>	<u>Percent Non-Asbestos Fibrous Material:</u> Sample Not Analyzed	<u>Percent Non-Fibrous Material:</u>

Note: Positive stop analysis instructions per client for each homogeneous sample group.

Please refer to the Appendix of this report for further information regarding your analysis.

Date Received: 9/20/2023
Date Analyzed: 09/22/2023
Signature: 
Analyst: Maxamillian Roselli

Approved By: 
Frank E. Ehrenfeld, III
Laboratory Director

CERTIFICATE OF ANALYSIS

Client: EA Group
7118 Industrial Park
Mentor OH 44060

Report Date: 9/22/2023
Report No.: 689899 - PLM
Project: OH45652
Project No.: 2309-152

Client: EAG482

PLM BULK SAMPLE ANALYSIS SUMMARY

Lab No.: 7673956 **Analyst Observation:** Black Tar Paper **Location:**
Client No.: OH45652-26 **Client Description:** **Facility:**
Percent Asbestos: Percent Non-Asbestos Fibrous Material: Percent Non-Fibrous Material:
None Detected 5 Cellulose 95

Lab No.: 7673957 **Analyst Observation:** Black Tar Paper **Location:**
Client No.: OH45652-27 **Client Description:** **Facility:**
Percent Asbestos: Percent Non-Asbestos Fibrous Material: Percent Non-Fibrous Material:
None Detected 5 Cellulose 95

Lab No.: 7673958 **Analyst Observation:** Grey Plaster **Location:**
Client No.: OH45652-28 **Client Description:** **Facility:**
Percent Asbestos: Percent Non-Asbestos Fibrous Material: Percent Non-Fibrous Material:
None Detected None Detected 100

Lab No.: 7673958(L2) **Analyst Observation:** Off-White Joint Compound **Location:**
Client No.: OH45652-28 **Client Description:** **Facility:**
Percent Asbestos: Percent Non-Asbestos Fibrous Material: Percent Non-Fibrous Material:
PC Trace Chrysotile None Detected 100

Lab No.: 7673959 **Analyst Observation:** Grey Plaster **Location:**
Client No.: OH45652-29 **Client Description:** **Facility:**
Percent Asbestos: Percent Non-Asbestos Fibrous Material: Percent Non-Fibrous Material:
None Detected None Detected 100

Lab No.: 7673959(L2) **Analyst Observation:** Off-White Joint Compound **Location:**
Client No.: OH45652-29 **Client Description:** **Facility:**
Percent Asbestos: Percent Non-Asbestos Fibrous Material: Percent Non-Fibrous Material:
PC 0.5 Chrysotile None Detected 99.5

Please refer to the Appendix of this report for further information regarding your analysis.

Date Received: 9/20/2023
Date Analyzed: 09/22/2023
Signature:
Analyst: Maxamillian Roselli

Approved By:
Frank E. Ehrenfeld, III
Laboratory Director

CERTIFICATE OF ANALYSIS

Client: EA Group
7118 Industrial Park
Mentor OH 44060

Client: EAG482

Report Date: 9/22/2023
Report No.: 689899 - PLM
Project: OH45652
Project No.: 2309-152

PLM BULK SAMPLE ANALYSIS SUMMARY

Lab No.: 7673960 **Analyst Observation:** Grey Plaster **Location:**
Client No.: OH45652-30 **Client Description:** **Facility:**
Percent Asbestos: Percent Non-Asbestos Fibrous Material: Percent Non-Fibrous Material:
None Detected None Detected 100

Lab No.: 7673960(L2) **Analyst Observation:** Off-White Joint Compound **Location:**
Client No.: OH45652-30 **Client Description:** **Facility:**
Percent Asbestos: Percent Non-Asbestos Fibrous Material: Percent Non-Fibrous Material:
PC 0.5 Chrysotile None Detected 99.5


Lab No.: 7673961 **Analyst Observation:** Grey Plaster **Location:**
Client No.: OH45652-31 **Client Description:** **Facility:**
Percent Asbestos: Percent Non-Asbestos Fibrous Material: Percent Non-Fibrous Material:
None Detected None Detected 100


Lab No.: 7673961(L2) **Analyst Observation:** Off-White Joint Compound **Location:**
Client No.: OH45652-31 **Client Description:** **Facility:**
Percent Asbestos: Percent Non-Asbestos Fibrous Material: Percent Non-Fibrous Material:
PC Trace Chrysotile None Detected 100

Lab No.: 7673962 **Analyst Observation:** Grey Plaster **Location:**
Client No.: OH45652-32 **Client Description:** **Facility:**
Percent Asbestos: Percent Non-Asbestos Fibrous Material: Percent Non-Fibrous Material:
None Detected None Detected 100

Lab No.: 7673962(L2) **Analyst Observation:** White Joint Compound **Location:**
Client No.: OH45652-32 **Client Description:** **Facility:**
Percent Asbestos: Percent Non-Asbestos Fibrous Material: Percent Non-Fibrous Material:
None Detected None Detected 100

Please refer to the Appendix of this report for further information regarding your analysis.

Date Received: 9/20/2023
Date Analyzed: 09/22/2023
Signature: 
Analyst: Maxamillian Roselli

Approved By: 
Frank E. Ehrenfeld, III
Laboratory Director

CERTIFICATE OF ANALYSIS

Client: EA Group
7118 Industrial Park
Mentor OH 44060

Report Date: 9/22/2023
Report No.: 689899 - PLM
Project: OH45652
Project No.: 2309-152

Client: EAG482

PLM BULK SAMPLE ANALYSIS SUMMARY

Lab No.: 7673963
Client No.: OH45652-33
Analyst Observation: Grey Plaster
Client Description:
Location:
Facility:
Percent Asbestos: Percent Non-Asbestos Fibrous Material: Percent Non-Fibrous Material:
None Detected None Detected 100

Lab No.: 7673963(L2)
Client No.: OH45652-33
Analyst Observation: Off-White Plaster
Client Description:
Location:
Facility:
Percent Asbestos: Percent Non-Asbestos Fibrous Material: Percent Non-Fibrous Material:
None Detected None Detected 100


Lab No.: 7673964
Client No.: OH45652-34
Analyst Observation: Grey Plaster
Client Description:
Location:
Facility:
Percent Asbestos: Percent Non-Asbestos Fibrous Material: Percent Non-Fibrous Material:
None Detected None Detected 100


Lab No.: 7673964(L2)
Client No.: OH45652-34
Analyst Observation: Off-White Plaster
Client Description:
Location:
Facility:
Percent Asbestos: Percent Non-Asbestos Fibrous Material: Percent Non-Fibrous Material:
None Detected None Detected 100

Lab No.: 7673965
Client No.: OH45652-35
Analyst Observation: Grey Plaster
Client Description:
Location:
Facility:
Percent Asbestos: Percent Non-Asbestos Fibrous Material: Percent Non-Fibrous Material:
None Detected None Detected 100

Lab No.: 7673965(L2)
Client No.: OH45652-35
Analyst Observation: White Plaster
Client Description:
Location:
Facility:
Percent Asbestos: Percent Non-Asbestos Fibrous Material: Percent Non-Fibrous Material:
None Detected None Detected 100

Please refer to the Appendix of this report for further information regarding your analysis.

Date Received: 9/20/2023
Date Analyzed: 09/22/2023
Signature: 
Analyst: Maxamillian Roselli

Approved By: 
Frank E. Ehrenfeld, III
Laboratory Director

CERTIFICATE OF ANALYSIS

Client: EA Group
7118 Industrial Park
Mentor OH 44060

Client: EAG482

Report Date: 9/22/2023
Report No.: 689899 - PLM
Project: OH45652
Project No.: 2309-152

PLM BULK SAMPLE ANALYSIS SUMMARY

Lab No.: 7673966 **Analyst Observation:** Grey Plaster **Location:**
Client No.: OH45652-36 **Client Description:** **Facility:**
Percent Asbestos: Percent Non-Asbestos Fibrous Material: Percent Non-Fibrous Material:
None Detected None Detected 100

Lab No.: 7673966(L2) **Analyst Observation:** White Plaster **Location:**
Client No.: OH45652-36 **Client Description:** **Facility:**
Percent Asbestos: Percent Non-Asbestos Fibrous Material: Percent Non-Fibrous Material:
None Detected None Detected 100

Lab No.: 7673967 **Analyst Observation:** Grey Plaster **Location:**
Client No.: OH45652-37 **Client Description:** **Facility:**
Percent Asbestos: Percent Non-Asbestos Fibrous Material: Percent Non-Fibrous Material:
None Detected None Detected 100

Lab No.: 7673967(L2) **Analyst Observation:** Off-White Plaster **Location:**
Client No.: OH45652-37 **Client Description:** **Facility:**
Percent Asbestos: Percent Non-Asbestos Fibrous Material: Percent Non-Fibrous Material:
None Detected None Detected 100

Lab No.: 7673968 **Analyst Observation:** Yellow Mastic **Location:**
Client No.: OH45652-38 **Client Description:** **Facility:**
Percent Asbestos: Percent Non-Asbestos Fibrous Material: Percent Non-Fibrous Material:
None Detected None Detected 100

Lab No.: 7673969 **Analyst Observation:** Yellow Mastic **Location:**
Client No.: OH45652-39 **Client Description:** **Facility:**
Percent Asbestos: Percent Non-Asbestos Fibrous Material: Percent Non-Fibrous Material:
None Detected None Detected 100

Please refer to the Appendix of this report for further information regarding your analysis.

Date Received: 9/20/2023
Date Analyzed: 09/22/2023
Signature:
Analyst: Maxamillian Roselli

Approved By:
Frank E. Ehrenfeld, III
Laboratory Director

CERTIFICATE OF ANALYSIS

Client: EA Group
7118 Industrial Park
Mentor OH 44060

Report Date: 9/22/2023
Report No.: 689899 - PLM
Project: OH45652
Project No.: 2309-152

Client: EAG482

PLM BULK SAMPLE ANALYSIS SUMMARY

Lab No.: 7673970
Client No.: OH45652-40

Analyst Observation: Black Tar Paper
Client Description:


Location:
Facility:


Percent Asbestos:
None Detected

Percent Non-Asbestos Fibrous Material:
5 Cellulose

Percent Non-Fibrous Material:
95

Please refer to the Appendix of this report for further information regarding your analysis.

Date Received: 9/20/2023
Date Analyzed: 09/22/2023
Signature: 
Analyst: Maxamillian Roselli

Approved By: 
Frank E. Ehrenfeld, III
Laboratory Director


CERTIFICATE OF ANALYSIS


Client: EA Group 7118 Industrial Park Mentor OH 44060	Report Date: 9/22/2023 Report No.: 689899 - PLM Project: OH45652 Project No.: 2309-152
Client: EAG482	

PLM BULK SAMPLE ANALYSIS SUMMARY

Lab No.: 7673971 Client No.: OH45652-41	Analyst Observation: Black Tar Paper Client Description:	Location: Facility:
<u>Percent Asbestos:</u> <i>None Detected</i>	<u>Percent Non-Asbestos Fibrous Material:</u> 40 Cellulose	<u>Percent Non-Fibrous Material:</u> 60
Lab No.: 7673972 Client No.: OH45652-42	Analyst Observation: White Ceiling Tile Client Description:	Location: Facility:
<u>Percent Asbestos:</u> <i>None Detected</i>	<u>Percent Non-Asbestos Fibrous Material:</u> 100 Cellulose	<u>Percent Non-Fibrous Material:</u> None Detected
Lab No.: 7673973 Client No.: OH45652-43	Analyst Observation: White Ceiling Tile Client Description:	Location: Facility:
<u>Percent Asbestos:</u> <i>None Detected</i>	<u>Percent Non-Asbestos Fibrous Material:</u> 100 Cellulose	<u>Percent Non-Fibrous Material:</u> None Detected
Lab No.: 7673974 Client No.: OH45652-44	Analyst Observation: Beige Vinyl Sheet Flooring Client Description:	Location: Facility:
<u>Percent Asbestos:</u> <i>None Detected</i>	<u>Percent Non-Asbestos Fibrous Material:</u> 40 Cellulose	<u>Percent Non-Fibrous Material:</u> 60
Lab No.: 7673974(L2) Client No.: OH45652-44	Analyst Observation: Black Underlayment Client Description:	Location: Facility:
<u>Percent Asbestos:</u> <i>None Detected</i>	<u>Percent Non-Asbestos Fibrous Material:</u> 60 Cellulose	<u>Percent Non-Fibrous Material:</u> 40
Lab No.: 7673975 Client No.: OH45652-45	Analyst Observation: Beige Vinyl Sheet Flooring Client Description:	Location: Facility:
<u>Percent Asbestos:</u> <i>None Detected</i>	<u>Percent Non-Asbestos Fibrous Material:</u> 40 Cellulose	<u>Percent Non-Fibrous Material:</u> 60

Please refer to the Appendix of this report for further information regarding your analysis.

Date Received: 9/20/2023
Date Analyzed: 09/22/2023
Signature: 
Analyst: Aidan Becker

Approved By: 
Frank E. Ehrenfeld, III
Laboratory Director


CERTIFICATE OF ANALYSIS


Client: EA Group 7118 Industrial Park Mentor OH 44060	Report Date: 9/22/2023 Report No.: 689899 - PLM Project: OH45652 Project No.: 2309-152
Client: EAG482	

PLM BULK SAMPLE ANALYSIS SUMMARY

Lab No.: 7673975(L2) Client No.: OH45652-45	Analyst Observation: Black Underlayment Client Description:	Location: Facility:
<u>Percent Asbestos:</u> <i>None Detected</i>	<u>Percent Non-Asbestos Fibrous Material:</u> 60 Cellulose	<u>Percent Non-Fibrous Material:</u> 40
Lab No.: 7673976 Client No.: OH45652-46	Analyst Observation: Tan Vinyl Sheet Flooring Client Description:	Location: Facility:
<u>Percent Asbestos:</u> <i>20 Chrysotile</i>	<u>Percent Non-Asbestos Fibrous Material:</u> None Detected	<u>Percent Non-Fibrous Material:</u> 80
Lab No.: 7673977 Client No.: OH45652-47	Analyst Observation: Sample Not Analyzed Client Description:	Location: Facility:
<u>Percent Asbestos:</u> <i>Sample Not Analyzed</i>	<u>Percent Non-Asbestos Fibrous Material:</u> Sample Not Analyzed	<u>Percent Non-Fibrous Material:</u>
<u>Note: Positive stop analysis instructions per client for each homogeneous sample group.</u>		
Lab No.: 7673978 Client No.: OH45652-48	Analyst Observation: Black Mastic Client Description:	Location: Facility:
<u>Percent Asbestos:</u> <i>None Detected</i>	<u>Percent Non-Asbestos Fibrous Material:</u> None Detected	<u>Percent Non-Fibrous Material:</u> 100
Lab No.: 7673979 Client No.: OH45652-49	Analyst Observation: Black Mastic Client Description:	Location: Facility:
<u>Percent Asbestos:</u> <i>None Detected</i>	<u>Percent Non-Asbestos Fibrous Material:</u> None Detected	<u>Percent Non-Fibrous Material:</u> 100
Lab No.: 7673980 Client No.: OH45652-50	Analyst Observation: White Drywall Client Description:	Location: Facility:
<u>Percent Asbestos:</u> <i>None Detected</i>	<u>Percent Non-Asbestos Fibrous Material:</u> 5 Cellulose	<u>Percent Non-Fibrous Material:</u> 95

Please refer to the Appendix of this report for further information regarding your analysis.

Date Received: 9/20/2023
Date Analyzed: 09/22/2023
Signature: 
Analyst: Aidan Becker

Approved By: 
Frank E. Ehrenfeld, III
Laboratory Director

CERTIFICATE OF ANALYSIS

Client: EA Group 7118 Industrial Park Mentor OH 44060	Report Date: 9/22/2023 Report No.: 689899 - PLM Project: OH45652 Project No.: 2309-152
Client: EAG482	

PLM BULK SAMPLE ANALYSIS SUMMARY

Lab No.: 7673980(L2) Client No.: OH45652-50	Analyst Observation: Off-White Joint Compound Client Description:	Location: Facility:
<u>Percent Asbestos:</u> <i>PC 1.1 Chrysotile</i>	<u>Percent Non-Asbestos Fibrous Material:</u> None Detected	<u>Percent Non-Fibrous Material:</u> 98.9

Lab No.: 7673981 Client No.: OH45652-51	Analyst Observation: White Drywall Client Description:	Location: Facility:
<u>Percent Asbestos:</u> <i>Sample Not Analyzed</i>	<u>Percent Non-Asbestos Fibrous Material:</u> Sample Not Analyzed	<u>Percent Non-Fibrous Material:</u>

Note: Positive stop analysis instructions per client for each homogeneous sample group.

Lab No.: 7673982 Client No.: OH45652-52	Analyst Observation: Grey Plaster Client Description:	Location: Facility:
<u>Percent Asbestos:</u> <i>None Detected</i>	<u>Percent Non-Asbestos Fibrous Material:</u> 1 Hair	<u>Percent Non-Fibrous Material:</u> 99

Lab No.: 7673982(L2) Client No.: OH45652-52	Analyst Observation: White Texture Client Description:	Location: Facility:
<u>Percent Asbestos:</u> <i>None Detected</i>	<u>Percent Non-Asbestos Fibrous Material:</u> 2 Cellulose	<u>Percent Non-Fibrous Material:</u> 98

Lab No.: 7673983 Client No.: OH45652-53	Analyst Observation: Grey Plaster Client Description:	Location: Facility:
<u>Percent Asbestos:</u> <i>None Detected</i>	<u>Percent Non-Asbestos Fibrous Material:</u> 1 Hair	<u>Percent Non-Fibrous Material:</u> 99

Lab No.: 7673983(L2) Client No.: OH45652-53	Analyst Observation: White Texture Client Description:	Location: Facility:
<u>Percent Asbestos:</u> <i>None Detected</i>	<u>Percent Non-Asbestos Fibrous Material:</u> 2 Cellulose	<u>Percent Non-Fibrous Material:</u> 98

Please refer to the Appendix of this report for further information regarding your analysis.

Date Received: 9/20/2023
Date Analyzed: 09/22/2023
Signature:
Analyst: Aidan Becker

Approved By:
Frank E. Ehrenfeld, III
Laboratory Director

CERTIFICATE OF ANALYSIS

Client: EA Group 7118 Industrial Park Mentor OH 44060	Report Date: 9/22/2023 Report No.: 689899 - PLM Project: OH45652 Project No.: 2309-152
Client: EAG482	

PLM BULK SAMPLE ANALYSIS SUMMARY

Lab No.: 7673984 Client No.: OH45652-54	Analyst Observation: Grey Plaster Client Description:	Location: Facility:
<u>Percent Asbestos:</u> <i>None Detected</i>	<u>Percent Non-Asbestos Fibrous Material:</u> 1 Hair	<u>Percent Non-Fibrous Material:</u> 99
Lab No.: 7673984(L2) Client No.: OH45652-54	Analyst Observation: White Texture Client Description:	Location: Facility:
<u>Percent Asbestos:</u> <i>None Detected</i>	<u>Percent Non-Asbestos Fibrous Material:</u> 2 Cellulose	<u>Percent Non-Fibrous Material:</u> 98
Lab No.: 7673985 Client No.: OH45652-55	Analyst Observation: Grey Plaster Client Description:	Location: Facility:
<u>Percent Asbestos:</u> <i>None Detected</i>	<u>Percent Non-Asbestos Fibrous Material:</u> 1 Hair	<u>Percent Non-Fibrous Material:</u> 99
Lab No.: 7673985(L2) Client No.: OH45652-55	Analyst Observation: White Texture Client Description:	Location: Facility:
<u>Percent Asbestos:</u> <i>None Detected</i>	<u>Percent Non-Asbestos Fibrous Material:</u> 2 Cellulose	<u>Percent Non-Fibrous Material:</u> 98
Lab No.: 7673986 Client No.: OH45652-56	Analyst Observation: Grey Plaster Client Description:	Location: Facility:
<u>Percent Asbestos:</u> <i>None Detected</i>	<u>Percent Non-Asbestos Fibrous Material:</u> 1 Hair	<u>Percent Non-Fibrous Material:</u> 99
Lab No.: 7673986(L2) Client No.: OH45652-56	Analyst Observation: White Texture Client Description:	Location: Facility:
<u>Percent Asbestos:</u> <i>None Detected</i>	<u>Percent Non-Asbestos Fibrous Material:</u> 2 Cellulose	<u>Percent Non-Fibrous Material:</u> 98

Please refer to the Appendix of this report for further information regarding your analysis.

Date Received: 9/20/2023
Date Analyzed: 09/22/2023
Signature:
Analyst: Aidan Becker

Approved By:
Frank E. Ehrenfeld, III
Laboratory Director

CERTIFICATE OF ANALYSIS

Client: EA Group
7118 Industrial Park
Mentor OH 44060

Report Date: 9/22/2023
Report No.: 689899 - PLM
Project: OH45652
Project No.: 2309-152

Client: EAG482

PLM BULK SAMPLE ANALYSIS SUMMARY

Lab No.: 7673987 **Analyst Observation:** Grey Plaster **Location:**
Client No.: OH45652-57 **Client Description:** **Facility:**
Percent Asbestos: **Percent Non-Asbestos Fibrous Material:** **Percent Non-Fibrous Material:**
None Detected 1 Hair 99

Lab No.: 7673987(L2) **Analyst Observation:** Off-White Texture **Location:**
Client No.: OH45652-57 **Client Description:** **Facility:**
Percent Asbestos: **Percent Non-Asbestos Fibrous Material:** **Percent Non-Fibrous Material:**
PC 1.5 Chrysotile None Detected 98.5

Lab No.: 7673988 **Analyst Observation:** Grey Plaster **Location:**
Client No.: OH45652-58 **Client Description:** **Facility:**
Percent Asbestos: **Percent Non-Asbestos Fibrous Material:** **Percent Non-Fibrous Material:**
Sample Not Analyzed Sample Not Analyzed

Note: Positive stop analysis instructions per client for each homogeneous sample group.

Lab No.: 7673989 **Analyst Observation:** Grey Plaster **Location:**
Client No.: OH45652-59 **Client Description:** **Facility:**
Percent Asbestos: **Percent Non-Asbestos Fibrous Material:** **Percent Non-Fibrous Material:**
Sample Not Analyzed Sample Not Analyzed

Note: Positive stop analysis instructions per client for each homogeneous sample group.


Lab No.: 7673990 **Analyst Observation:** Grey Plaster **Location:**
Client No.: OH45652-60 **Client Description:** **Facility:**
Percent Asbestos: **Percent Non-Asbestos Fibrous Material:** **Percent Non-Fibrous Material:**
Sample Not Analyzed Sample Not Analyzed


Note: Positive stop analysis instructions per client for each homogeneous sample group.

Lab No.: 7673991 **Analyst Observation:** Grey Plaster **Location:**
Client No.: OH45652-61 **Client Description:** **Facility:**
Percent Asbestos: **Percent Non-Asbestos Fibrous Material:** **Percent Non-Fibrous Material:**
Sample Not Analyzed Sample Not Analyzed

Note: Positive stop analysis instructions per client for each homogeneous sample group.

Please refer to the Appendix of this report for further information regarding your analysis.

Date Received: 9/20/2023
Date Analyzed: 09/22/2023
Signature: 
Analyst: Aidan Becker

Approved By: 
Frank E. Ehrenfeld, III
Laboratory Director

CERTIFICATE OF ANALYSIS

Client: EA Group
7118 Industrial Park
Mentor OH 44060

Report Date: 9/22/2023
Report No.: 689899 - PLM
Project: OH45652
Project No.: 2309-152

Client: EAG482

PLM BULK SAMPLE ANALYSIS SUMMARY

Lab No.: 7673992 **Analyst Observation:** Beige Vinyl Sheet Flooring **Location:**
Client No.: OH45652-62 **Client Description:** **Facility:**
Percent Asbestos: Percent Non-Asbestos Fibrous Material: Percent Non-Fibrous Material:
None Detected 40 Cellulose 60

Lab No.: 7673993 **Analyst Observation:** Beige Vinyl Sheet Flooring **Location:**
Client No.: OH45652-63 **Client Description:** **Facility:**
Percent Asbestos: Percent Non-Asbestos Fibrous Material: Percent Non-Fibrous Material:
None Detected 40 Cellulose 60

Lab No.: 7673994 **Analyst Observation:** White Ceiling Tile **Location:**
Client No.: OH45652-64 **Client Description:** **Facility:**
Percent Asbestos: Percent Non-Asbestos Fibrous Material: Percent Non-Fibrous Material:
None Detected 100 Cellulose


Lab No.: 7673994(L2) **Analyst Observation:** Black Glue **Location:**
Client No.: OH45652-64 **Client Description:** **Facility:**
Percent Asbestos: Percent Non-Asbestos Fibrous Material: Percent Non-Fibrous Material:
PC 1.9 Chrysotile None Detected 98.1


Lab No.: 7673995 **Analyst Observation:** White Ceiling Tile **Location:**
Client No.: OH45652-65 **Client Description:** **Facility:**
Percent Asbestos: Percent Non-Asbestos Fibrous Material: Percent Non-Fibrous Material:
Sample Not Analyzed Sample Not Analyzed

Note: Positive stop analysis instructions per client for each homogeneous sample group.

Lab No.: 7673996 **Analyst Observation:** White Ceramic **Location:**
Client No.: OH45652-66 **Client Description:** **Facility:**
Percent Asbestos: Percent Non-Asbestos Fibrous Material: Percent Non-Fibrous Material:
None Detected None Detected 100

Please refer to the Appendix of this report for further information regarding your analysis.

Date Received: 9/20/2023
Date Analyzed: 09/22/2023
Signature: 
Analyst: Aidan Becker

Approved By: 
Frank E. Ehrenfeld, III
Laboratory Director

CERTIFICATE OF ANALYSIS

Client: EA Group 7118 Industrial Park Mentor OH 44060	Report Date: 9/22/2023 Report No.: 689899 - PLM Project: OH45652 Project No.: 2309-152
Client: EAG482	

PLM BULK SAMPLE ANALYSIS SUMMARY

Lab No.: 7673996(L2) Client No.: OH45652-66 <u>Percent Asbestos:</u> <i>PC 3.0 Chrysotile</i>	Analyst Observation: Black Adhesive Client Description: <u>Percent Non-Asbestos Fibrous Material:</u> None Detected	Location: Facility: <u>Percent Non-Fibrous Material:</u> 100
Lab No.: 7673997 Client No.: OH45652-67 <u>Percent Asbestos:</u> <i>Sample Not Analyzed</i>	Analyst Observation: White Ceramic Client Description: <u>Percent Non-Asbestos Fibrous Material:</u> Sample Not Analyzed	Location: Facility: <u>Percent Non-Fibrous Material:</u>
Note: Positive stop analysis instructions per client for each homogeneous sample group.		
Lab No.: 7673998 Client No.: OH45652-68 <u>Percent Asbestos:</u> <i>None Detected</i>	Analyst Observation: Grey Plaster Client Description: <u>Percent Non-Asbestos Fibrous Material:</u> 1 Hair	Location: Facility: <u>Percent Non-Fibrous Material:</u> 99
Lab No.: 7673999 Client No.: OH45652-69 <u>Percent Asbestos:</u> <i>None Detected</i>	Analyst Observation: Grey Plaster Client Description: <u>Percent Non-Asbestos Fibrous Material:</u> 1 Hair	Location: Facility: <u>Percent Non-Fibrous Material:</u> 99
Lab No.: 7674000 Client No.: OH45652-70 <u>Percent Asbestos:</u> <i>None Detected</i>	Analyst Observation: Grey Plaster Client Description: <u>Percent Non-Asbestos Fibrous Material:</u> 1 Hair	Location: Facility: <u>Percent Non-Fibrous Material:</u> 99
Lab No.: 7674001 Client No.: OH45652-71 <u>Percent Asbestos:</u> <i>None Detected</i>	Analyst Observation: White Ceiling Tile Client Description: <u>Percent Non-Asbestos Fibrous Material:</u> 100 Cellulose	Location: Facility: <u>Percent Non-Fibrous Material:</u> None Detected

Please refer to the Appendix of this report for further information regarding your analysis.

Date Received: 9/20/2023
Date Analyzed: 09/22/2023
Signature:
Analyst: Aidan Becker

Approved By:
Frank E. Ehrenfeld, III
Laboratory Director

CERTIFICATE OF ANALYSIS

Client: EA Group
7118 Industrial Park
Mentor OH 44060

Report Date: 9/22/2023
Report No.: 689899 - PLM
Project: OH45652
Project No.: 2309-152

Client: EAG482

PLM BULK SAMPLE ANALYSIS SUMMARY

Lab No.: 7674002 **Analyst Observation:** White Ceiling Tile **Location:**
Client No.: OH45652-72 **Client Description:** **Facility:**
Percent Asbestos: Percent Non-Asbestos Fibrous Material: Percent Non-Fibrous Material:
None Detected 100 Cellulose None Detected

Lab No.: 7674003 **Analyst Observation:** Brown Shingle **Location:**
Client No.: OH45652-73 **Client Description:** **Facility:**
Percent Asbestos: Percent Non-Asbestos Fibrous Material: Percent Non-Fibrous Material:
None Detected 10 Fibrous Glass 90

Lab No.: 7674003(L2) **Analyst Observation:** Black Tar Paper **Location:**
Client No.: OH45652-73 **Client Description:** **Facility:**
Percent Asbestos: Percent Non-Asbestos Fibrous Material: Percent Non-Fibrous Material:
None Detected 60 Cellulose 40

Lab No.: 7674004 **Analyst Observation:** Brown Shingle **Location:**
Client No.: OH45652-74 **Client Description:** **Facility:**
Percent Asbestos: Percent Non-Asbestos Fibrous Material: Percent Non-Fibrous Material:
None Detected 10 Fibrous Glass 90

Lab No.: 7674004(L2) **Analyst Observation:** Black Tar Paper **Location:**
Client No.: OH45652-74 **Client Description:** **Facility:**
Percent Asbestos: Percent Non-Asbestos Fibrous Material: Percent Non-Fibrous Material:
None Detected 60 Cellulose 40

Lab No.: 7674005 **Analyst Observation:** Brown Caulk **Location:**
Client No.: OH45652-75 **Client Description:** **Facility:**
Percent Asbestos: Percent Non-Asbestos Fibrous Material: Percent Non-Fibrous Material:
PC 2.2 Chrysotile None Detected 97.8

Please refer to the Appendix of this report for further information regarding your analysis.

Date Received: 9/20/2023
Date Analyzed: 09/22/2023
Signature:
Analyst: Aidan Becker

Approved By:
Frank E. Ehrenfeld, III
Laboratory Director

CERTIFICATE OF ANALYSIS

Client: EA Group 7118 Industrial Park Mentor OH 44060	Report Date: 9/22/2023 Report No.: 689899 - PLM Project: OH45652 Project No.: 2309-152
Client: EAG482	

PLM BULK SAMPLE ANALYSIS SUMMARY

Lab No.: 7674006 Client No.: OH45652-76	Analyst Observation: Sample Not Analyzed Client Description:	Location: Facility:
<u>Percent Asbestos:</u> <i>Sample Not Analyzed</i>	<u>Percent Non-Asbestos Fibrous Material:</u> Sample Not Analyzed	<u>Percent Non-Fibrous Material:</u>

Note: Positive stop analysis instructions per client for each homogeneous sample group.

Lab No.: 7674007 Client No.: OH45652-77	Analyst Observation: Tan Glazing Client Description:	Location: Facility:
<u>Percent Asbestos:</u> <i>None Detected</i>	<u>Percent Non-Asbestos Fibrous Material:</u> None Detected	<u>Percent Non-Fibrous Material:</u> 100

Lab No.: 7674008 Client No.: OH45652-78	Analyst Observation: Tan Glazing Client Description:	Location: Facility:
<u>Percent Asbestos:</u> <i>None Detected</i>	<u>Percent Non-Asbestos Fibrous Material:</u> None Detected	<u>Percent Non-Fibrous Material:</u> 100

Lab No.: 7674009 Client No.: OH45652-79	Analyst Observation: Brown Caulk Client Description:	Location: Facility:
<u>Percent Asbestos:</u> <i>PC 2.8 Chrysotile</i>	<u>Percent Non-Asbestos Fibrous Material:</u> None Detected	<u>Percent Non-Fibrous Material:</u> 97.2

Lab No.: 7674010 Client No.: OH45652-80	Analyst Observation: Sample Not Analyzed Client Description:	Location: Facility:
<u>Percent Asbestos:</u> <i>Sample Not Analyzed</i>	<u>Percent Non-Asbestos Fibrous Material:</u> Sample Not Analyzed	<u>Percent Non-Fibrous Material:</u>

Note: Positive stop analysis instructions per client for each homogeneous sample group.

Please refer to the Appendix of this report for further information regarding your analysis.

Date Received: 9/20/2023
Date Analyzed: 09/22/2023
Signature:
Analyst: Aidan Becker

Approved By:
Frank E. Ehrenfeld, III
Laboratory Director

CERTIFICATE OF ANALYSIS

Client: EA Group
7118 Industrial Park
Mentor OH 44060

Report Date: 9/22/2023
Report No.: 689899 - PLM
Project: OH45652
Project No.: 2309-152

Client: EAG482

Appendix to Analytical Report

Customer Contact: Mike Herbert

Method: 40 CFR Appendix E to Subpart E of Part 763, interim method for the Determination of Asbestos in Bulk Insulation Samples, USEPA 600, R93-116 and NYSDOH ELAP 198.1 as needed.

This appendix seeks to promote greater understanding of any observations, exceptions, special instructions, or circumstances that the laboratory needs to communicate to the client concerning the above samples. The information below is used to help promote your ability to make the most informed decisions for you and your customers. Please note the following points of contact for any questions you may have.

iATL Customer Service: customerservice@iatl.com

iATL Office Manager: wchampion@iatl.com

iATL Account Representative: Semih Kocahasan

Sample Login Notes: See Batch Sheet Attached

Sample Matrix: Bulk Building Materials

Exceptions Noted: See Following Pages

General Terms, Warrants, Limits, Qualifiers:

General information about iATL capabilities and client/laboratory relationships and responsibilities are spelled out in iATL policies that are listed at www.iATL.com and in our Quality Assurance Manual per ISO 17025 standard requirements. The information therein is a representation of iATL definitions and policies for turnaround times, sample submittal, collection media, blank definitions, quantification issues and limit of detection, analytical methods and procedures, sub-contracting policies, results reporting options, fees, terms, and discounts, confidentiality, sample archival and disposal, and data interpretation.

iATL warrants the test results to be of a precision normal for the type and methodology employed for each sample submitted. iATL disclaims any other warrants, expressed or implied, including warranty of fitness for a particular purpose and warranty of merchantability. iATL accepts no legal responsibility for the purpose for which the client uses test results. Any analytical work performed must be governed by our Standard Terms and Conditions. Prices, methods and detection limits may be changed without notification. Please contact your Customer Service Representative for the most current information.

This confidential report relates only to those item(s) tested and does not represent an endorsement by NIST-NVLAP, AIHA LAP LLC, or any agency of local, state or province governments nor of any agency of the U.S. government.

This report shall not be reproduced except in full, without written approval of the laboratory.

Information Pertinent to this Report:

Analysis by US EPA 600 93-116: Determination of Asbestos in Bulk Building Materials by Polarized Light Microscopy (PLM).

Certifications:

- NIST-NVLAP No. 101165-0
- NYSDOH-ELAP No. 11021
- AIHA-LAP, LLC No. 100188

Quantification at <0.25% by volume is possible with this method. (PC) Indicates Stratified Point Count Method performed. (PC-Trace) means that asbestos was detected but is not quantifiable under the Point Counting regimen. PC Trace represents a <0.25% amount. Analysis includes all distinct separable layers in accordance with EPA 600 Method. If not reported or otherwise noted, layer is either not present or the client has specifically requested that it not be analyzed (ex. analyze until positive instructions). Small asbestos fibers may be missed by PLM due to resolution limitations of the optical microscope. Therefore, PLM is not consistently reliable in detecting asbestos in non-friable organically bound (NOB) materials. Quantitative transmission electron microscopy (TEM) is currently the only method that can pronounce materials as non-asbestos containing.

Analytical Methodology Alternatives: Your initial request for analysis may not have accounted for recent advances in regulatory requirements or advances in technology that are routinely used in similar situations for other qualified projects. You may have the option to explore additional analysis for further information. Below are a few options, listed as the matrix followed by the appropriate methodology. Also included are links to more information on our website.

Bulk Building Materials that are Non-Friable Organically Bound (NOB) by Gravimetric Reduction techniques employing PLM and TEM: ELAP 198.6 (PLM-NOB), ELAP 198.4 (TEM-NOB) See additional information at the end of this appendix.

CERTIFICATE OF ANALYSIS

Client: EA Group
7118 Industrial Park
Mentor OH 44060

Report Date: 9/22/2023
Report No.: 689899 - PLM
Project: OH45652
Project No.: 2309-152

Client: EAG482

Loose Fill Vermiculite Insulation, Attic Insulation, Zonolite (copyright), etc.: US EPA 600 R-4/004 (multi-tiered analytical process)
Sprayed On Insulation/Fireproofing with Vermiculite (SOF-V): ELAP 198.8 (PLM-SOF-V)

Soil, sludge, sediment, aggregate, and like materials analyzed for asbestos or other elongated mineral particles (ex. erionite, etc.): ASTM D7521, CARB 435, and other options available

Asbestos in Surface Dust according to one of ASTM's Methods (very dependent on sampling collection technique – by TEM): ASTM D 5755, D5756, or D6480

Various other asbestos matrices (air, water, etc.) and analytical methods are available.

Disclaimers / Qualifiers:

There may be some samples in this project that have a "NOTE:" associated with a sample result. We use added disclaimers or qualifiers to inform the client about something that requires further explanation. Here is a list with highlighted disclaimers that may be pertinent to this project. For a full explanation of these and other disclaimers, please inquire at customerservice@iatl.com.

- 1) Note: No mastic provided for analysis.
- 2) Note: Insufficient mastic provided for analysis.
- 3) Note: Insufficient material provided for analysis.
- 4) Note: Insufficient sample provided for QC reanalysis.
- 5) Note: Different material than indicated on Sample Log / Description.
- 6) Note: Sample not submitted.
- 7) Note: Attached to asbestos containing material.
- 8) Note: Received wet.
- 9) Note: Possible surface contamination.
- 10) Note: Not building material. 1% threshold may not apply.
- 11) Note: Recommend TEM-NOB analysis as per EPA recommendations.
- 12) Note: Asbestos detected but not quantifiable.
- 13) Note: Multiple identical samples submitted, only one analyzed.
- 14) Note: Analyzed by EPA 600/R-93/116. Point Counting detection limit at 0.080%.
- 15) Note: Analyzed by EPA 600/R-93/116. Point Counting detection limit at 0.125%.
- 16) Note: This sample contains >10% vermiculite mineral. See Appendix for Recommendations for Vermiculite Analysis.

Recommendations for Vermiculite Analysis:

Several analytical protocols exist for the analysis of asbestos in vermiculite. These analytical approaches vary depending upon the nature of the vermiculite mineral being tested (e.g. un-processed gange, homogeneous exfoliated books of mica, or mixed mineral composites). Please contact your client representative for pricing and turnaround time options available.

iATL recommends initial testing using the EPA 600/R-93/116 method. This method is specifically designed for the analysis of asbestos in bulk building materials. It provides an acceptable starting point for primary screening of vermiculite for possible asbestos.

Results from this testing may be inconclusive. EPA suggests proceeding to a multi-tiered analysis involving wet separation techniques in conjunction with PLM and TEM gravimetric analysis (EPA 600/R-04/004).

For New York State customers, NYSDOH requires disclaimers and qualifiers for various vermiculite containing samples that direct analysis via ELAP198.6 and ELAP198.8 for samples that contain >10% vermiculite mineral where ELAP198.6 may be used to evaluate the asbestos content of the material. However, any test result using ELAP198.6 will be reported with the following disclaimer: "ELAP198.6 method does not remove vermiculite and may underestimate the level of asbestos present in a sample containing >10% vermiculite."

Further information on this method and other vermiculite and asbestos issues can be found at the following: Agency for Toxic Substances and Disease Registry (ATSDR) www.atsdr.cdc.gov, United States Geological Survey (USGS) www.minerals.usgs.gov/minerals/, US EPA www.epa.gov/asbestos. The USEPA also has an informative brochure "Current Best Practices for Vermiculite Attic Insulation" EPA 747F03001 May 2003, that may assist the health and remediation professional. NYS customers please follow current NYSDOH ELAP requirements per policy on subject of surfacing and vermiculite, May 6, 2016, Testing Requirements for Surfacing Material Containing Vermiculite (https://www.wadsworth.org/sites/default/files/WebDoc/I198_8_02_2.pdf)

The following is a summary of the analytical process outlines in the EPA 600/R-04/004 Method:

- 1) **Analytical Step/Method:** Initial Screening by PLM, EPA 600R-93/116
Requirements/Comments: Minimum of 0.1 g of sample. ~0.25% for most samples.

CERTIFICATE OF ANALYSIS

Client: EA Group
7118 Industrial Park
Mentor OH 44060

Report Date: 9/22/2023
Report No.: 689899 - PLM
Project: OH45652
Project No.: 2309-152

Client: EAG482

2)**Analytical Step/Method:** Wet Separation by PLM Gravimetric Technique, EPA R-04/004
Requirements/Comments: Minimum 50g** of dry sample. Analysis of "Sinks" only.

3)**Analytical Step/Method:** Wet Separation by PLM Gravimetric Technique, EPA R-04/004
Requirements/Comments: Minimum 50g** of dry sample. Analysis of "Floats" only.

4)**Analytical Step/Method:** Wet Separation by TEM Gravimetric Technique, EPA R-04/004
Requirements/Comments: Minimum 50g** of dry sample. Analysis of "Sinks" only.

5)**Analytical Step/Method:** Wet Separation by TEM Gravimetric Technique, EPA R-04/004
Requirements/Comments: Minimum 50g** of dry sample. Analysis of "Suspension" only.

*With advance notice and confirmation by the laboratory.

**Approximately 1 Liter of sample in double-bagged container (~9x6 inch bag of sample).

New York State Department of Health requires that samples originating from NYS that they categorize as Non-friable Organically Bound materials can only be confirmed as None Detected for asbestos by method 198.4. See the table below for a list of those materials. (ENVIRONMENTAL LABORATORY APPROVAL PROGRAM CERTIFICATION MANUAL - ITEM No. 198.1, Revision Date 5/6/16)

*Asphalt Shingles, Caulking, Ceiling Tiles with Cellulose, Duct Wrap, Glazing, Mastic, Paint Chips, Resilient Floor Tiles, Rubberized Asbestos Gaskets, Siding Shingles, Vinyl Asbestos Tile, NOB materials (other than SM-V) with <10% vermiculite, Any material (Friable or NOB other than SM-V) with >10% vermiculite.

Statistically derived uncertainty with any measure should be taken into consideration when reviewing and interpreting all reported data and results. A more comprehensive listing of accuracy, precision, and uncertainty as it impacts this method is available upon request.

FIELD REQUEST FOR LABORATORY ANALYSIS

RUSH

152

1062

Company Name: CT Consultants

Address: _____

Attention: Bill Gallagher

Customer Number: 0901336

Telephone: _____

Results Needed By:	<u>9.27.23</u>
Normal: _____	RUSH: <u>2 DAY 1A7L</u>
Priority: _____	(confirm w/ lab)
Date: _____	Time: _____

Fax No: _____

e-mail: _____

Sampled by: C. Falatrc

Project Name: 99+125 Erie St Pre-Demo Survey Project Number OH 45652

Rush Authorized by: _____ Project Category: ASB

Special Billing/Reporting: _____

Is this a VAP project requiring VAP lab analysis? Yes _____ No X

Internal Contact: Bowen

CHAIN OF CUSTODY

Relinquished by		Received by	
Name	Date/Time	Name	Date/Time
<u>Cory Palatka</u>	<u>09/19/23</u> <u>1515</u>	<u>M. Bowen</u>	<u>9/19/23</u> <u>830</u>

EA GROUP CONSULTING DIVISION
REQUEST FOR LABORATORY ANALYSIS - ASBESTOS BULK SAMPLING LOG

Page 2 of 2

Sample No.	Homog. Group	1	2
0445652-01	A	X	
-02	A		
-03	A		
-04	B		
-05	B		
-06	B		
-07	C		
-08	C		
-09	C		
-10	C		
-11	C		
-12	D		
-13	D		
-14	E		
-15	E		
-16	E		
-17	F		
-18	F		
-19	G		
-20	G		

Sample No.	Homog. Group	1	2
0445652-21	H	X	
22	H		
23	I		
24	I		
25	I		
26	J		
27	J		
28	K		
29	K		
30	K		
31	K		
32	K		
33	L		
34	L		
35	L		
36	L		
37	L		
38	M		
39	M		
40	N		

Sample No.	Homog. Group	1	2
0445652-41	N	X	
42	O		
43	O		
44	P		
45	P		
46	Q		
47	Q		
48	R		
49	R		
50	S		
51	S		
52	T		
53	T		
54	T		
55	T		
56	U		
57	U		
58	U		
59	U		
60	U		

Analytes: 1 PLM (standard) or ALL (enter # or circle ALL)
 Hygienist: C. Felicitic
 Comments: Stop at First Positive
 Point Count: 2 PLM (full) or ALL
 Sampling Date: 09/05/13 - 09/08/13



CT Consultants, Inc.
8150 Sterling Ct.
Mentor, OH 44060
Bill Gallagher

Client Project: 99 & 125 Erie St. Pre-demo Survey
EA Group Workorder Number: 230900148
Received on September 18, 2023

The following analytical report contains results as requested for samples as received by EA Group. The results included in this report have been reviewed for compliance with the analytical methods indicated in this report. All data has been found to be compliant with accepted laboratory protocol, except as noted in the QC narrative. Industrial hygiene reports, air and/or surface concentrations results are based upon sampling information provided by the client. Analyst initials of REF indicate analysis performed at a subcontract facility.

If you have questions, comments or require further assistance regarding this report, please contact your client services representative or one of the individuals listed below.

Data or reporting:

Debbie Lauer - Lab Manager
dlauer@eagroupohio.com

Sample tracking, supplies:

Sample Receiving
sreceiving@eagroupohio.com

Invoice Related:

Bonnie Renbarger - Office Manager
brenbarger@eagroupohio.com

Reproduction of this report is prohibited except in its entirety. Unless noted, soil, sludge and sediment results are reported on dry weight basis. The "Sample Reporting Limit" is based on the method used for analysis and does not refer to any regulatory limit. These results relate only to the items tested.



Laboratory Analytical Report

CT Consultants, Inc.

8150 Sterling Ct.

Mentor, OH 44060

Attention:
Bill Gallagher

Client Project:

99 & 125 Erie St. Pre-demo Survey

OH45652

EA Group Workorder:

2309-00148

Deborah L. Lauer
Laboratory Manager

September 26, 2023



EA GROUP

Environmental Analysis
and Management

Sample Receive Date 9/18/2023

Sample Listing

EAG	Client
<u>Sample Identification</u>	<u>Sample Identification</u>

230900148 - 001	OH45652-T-01
-----------------	--------------

EAG	Client
<u>Sample Identification</u>	<u>Sample Identification</u>

230900148 - 002	OH45652-T-02
-----------------	--------------



EA GROUP

Environmental Analysis
and Management

Project Narrative 2309-00148

All analyses performed by EA Group were done using established laboratory SOPs. Management has reviewed the data for compliance with the laboratory QA/QC plan and data have been found to be compliant with the laboratory protocols unless otherwise noted below. All results listed for this report relate only to the samples submitted on this work order.

The temperature of the sample(s) upon receipt was 22°C.

Misc. QC Comments

Percent Moisture is used to report results on a dry weight basis.

When necessary, reporting limits of individual samples may be raised due to high concentration of interfering compounds or target analytes, or quantity of sample available for analysis.

pH method note: If this analysis was performed in the laboratory, it may not meet the "immediate analysis" requirement that applies to most wastewater monitoring samples. In such cases, analysis for pH should be done at the time of sampling.

The results listed in this report relate only to the samples submitted to EA Group per the chain of custody.

Data Flag Table

B	The method blank contained a standard laboratory contaminant (Methylene Chloride, Acetone, Hexane, Phthalates, etc.) above the standard laboratory method detection limit. If the analyte is present in the sample at a concentration up to ten times the blank level, the result is reported with a "B" indicating method blank contamination. Samples will be reported without a "B" if the analyte concentration in the sample is greater than ten times the blank level.
E	An analytical result marked with an "E" indicates the result reported is above the high end limit of the calibration curve and should be considered an estimated concentration.
DIL	Due to matrix interference or high analyte concentration, a dilution was required. The spikes and/or surrogates results could not be quantitated and therefore marked "DIL".
J	An analytical result marked with a "J" indicates the result reported was below the standard reporting limit and above the method detection limit. As the observed level approaches the MDL there is an increasing probability of a false positive response.
MI	Analytical results marked as "MI" indicate that due to inherent matrix interference, the result could not be quantitated.
#	Results flagged "#" indicate the reported result may be outside allowable permit levels as provided by the client, when applicable.
NA	A result or field marked as "NA" indicates that it was not applicable for this project.
Q	A quality control result flagged with a "Q" indicates the percent recovery was outside the acceptable range as determined by the laboratory.

** Positive results for this analyte represent a probable combination of 3-Methylphenol (m-Cresol) and 4-Methylphenol (p-Cresol).



EA GROUP

Environmental Analysis
and Management

EAG Workorder: 2309-00148

Client Project: 99 & 125 Erie St. Pre-demo Survey

Client ID: OH45652-T-01

Date/Time Sampled: 9/08/2023 / 00

Received: 9/18/2023

EAG ID: 2309-00148-1

<u>Parameter</u>	<u>CAS #</u>	<u>Result</u>	<u>Reporting Limit</u>	<u>Units</u>	<u>Prep Date</u>	<u>Analysis</u>		<u>Analyst</u>
						<u>Date</u>	<u>Time</u>	
Lead, TCLP: SW846-6010B	7439-92-1	<0.10	0.10	mg/liter	9/22/2023	9/25/2023		CMB
SW846 1311: TCLP Extraction		Complete				9/20/2023		CMB

Client ID: OH45652-T-02

Date/Time Sampled: 9/08/2023 / 00

Received: 9/18/2023

EAG ID: 2309-00148-2

<u>Parameter</u>	<u>CAS #</u>	<u>Result</u>	<u>Reporting Limit</u>	<u>Units</u>	<u>Prep Date</u>	<u>Analysis</u>		<u>Analyst</u>
						<u>Date</u>	<u>Time</u>	
Lead, TCLP: SW846-6010B	7439-92-1	<0.10	0.10	mg/liter	9/22/2023	9/25/2023		CMB
SW846 1311: TCLP Extraction		Complete				9/20/2023		CMB



2309-00148

Listed below are the TCLP regulatory limits. If you have any questions regarding the results or the regulatory limits, please contact Client Services. Source: 40CFR 261.

TCLP Metals:	mg/liter	TCLP Volatiles:	mg/liter
Arsenic	5.0	Benzene	0.5
Barium	100.0	Carbontetrachloride	0.5
Cadmium	1.0	Chlorobenzene	100.0
Chromium	5.0	Chloroform	6.0
Lead	5.0	1,2-Dichloroethane	0.5
Mercury	0.2	1,1-Dichloroethene	0.7
Selenium	1.0	Methyl ethyl ketone	200.0
Silver	5.0	Tetrachloroethene	0.7
		Trichloroethene	0.5
		Vinyl Chloride	0.2
TCLP Semi-volatiles:	mg/liter	TCLP Pesticides:	mg/liter
1,4-Dichlorobenzene	7.5	Chlordane	0.03
2,4-Dinitrotoluene	0.13	Endrin	0.02
Hexachlorobenzene	0.13	Heptachlor	0.008
Hexachlorobutadiene	0.5	Heptachlor Epoxide	0.008
Hexachloroethane	3.0	Lindane	0.4
Nitrobenzene	2.0	Methoxychlor	10.0
Pyridine	5.0	Toxaphene	0.5
o-Cresol	200.0	TCLP Herbicides:	mg/liter
m-Cresol	200.0	2,4-D	10.0
p-Cresol	200.0	2,4,5-TP (Silvex)	1.0
Cresol (total)	200.0		
Pentachlorophenol	100.0		
2,4,5-Trichlorophenol	400.0		
2,4,6-Trichlorophenol	2.0		
Characterization Parameters:	Acceptable limits		
Corrosivity	2-12.5 pH units		
Flashpoint	>140 degrees F		
Ignitability (solid burn rate)	<2.2 mm/second		
Reactive Cyanide*	<250 mg/kg		
Reactive Sulfide*	<500 mg/kg		

* EA Group uses the industry standard for the analysis of reactivity. However, the EPA has withdrawn guidance concerning this method. Further evaluation may be required to determine whether a waste is 'reactive'. The generator should contact the waste handler or the EPA for further guidance.

FIELD REQUEST FOR LABORATORY ANALYSIS

Company Name: CT Const. Hants

Address: _____

Attention: Bill Gallagher

Customer Number: 0901336

Telephone: _____

e-mail(s): _____

Sampled by: C. Falatice

Project Name: 99+125 Erie St. Pre-Demo Survey

Project Number OH 45652

Rush Authorized by: _____

Project Category: EMW

Special Billing/Reporting: _____

Is this a VAP project requiring VAP lab analysis? YES

Is this a BUSTSR project requiring BUSTR lab analysis? YES

Internal Contact: _____

CHAIN OF CUSTODY

Relinquished by

Name	<u>Cory Palatice</u>	Date/Time	<u>09/18/23</u>
			<u>530</u>

Received by

Name	<u>M. Coenen</u>	Date/Time	<u>9/19/23</u>
			<u>830</u>



EA GROUP

Environmental Analysis
and Management

September 27, 2023 (Reissued October 13, 2023)

Mr. Bill Gallagher
CT Consultants, Inc.
8150 Sterling Court
Mentor, Ohio 44060

RE: **Pre-Demolition Hazardous Materials Assessment**
125 Erie Street, Painesville, Ohio
OH45652

Description of Work

EA Group, Mentor, Ohio was contracted by CT Consultants, Inc. to conduct pre-demolition hazardous materials assessments for the structure at 125 Erie Street in Painesville, Ohio. The assessment activities included a survey for asbestos-containing materials (ACMs); representative sampling of various painted and unpainted building components that would become “demolition debris” for waste characterization purposes (toxicity characteristic leaching procedure [TCLP] for lead); an inventory of non-incandescent lighting and other “universal waste” materials, stored chemicals in large quantities and regulated refrigerants; and, a visual assessment for the presence of underground and above ground storage tanks. This report provides the results of the pre-demolition hazardous materials assessment.

Assessment and sampling activities were performed by EA Group representative Corey Falatic on September 5 to 8, 2023.

Asbestos Survey

EA Group’s licensed Asbestos Hazard Evaluation Specialist Corey Falatic, ES36126, inspected the structure, developed sampling strategies, and procured bulk samples of suspect ACM on September 5 to 8, 2023. Homogeneous Groups of suspect ACM are identified on the *Asbestos Inspection Data Sheet* forms in Appendix A. Classification of any positively identified or assumed ACM has been made per National Emission Standards for Hazardous Air Pollutants (NESHAP) regulations, with notations for compliance with Occupational Safety and Health Administration (OSHA) regulations, if and where applicable. Room/area designations and sampling locations for the survey are provided on the attached schematics.

Objective and Limitations of the Inspection

The objective of this survey was to identify and sample suspect ACM associated with the structure at 125 Erie Street in Painesville, Ohio, which is planned for demolition, pursuant to NESHAP and OSHA regulations.



September 27, 2023 (Reissued October 13, 2023)

CT Consultants, Inc.

Pre-Demolition Hazardous Materials Assessment

125 Erie Street, Painesville, Ohio

OH45652

Page 2

Core drilling through concrete slabs was conducted by Precision Pro-Cut to determine if suspect ACM vapor barriers existed. Only a non-suspect plastic vapor barrier was identified.

GENERAL LIMITATIONS

1. EA Group cannot guarantee that all ACM has been identified by this assessment.
2. Additional asbestos materials, not previously identified or quantified, are frequently encountered during renovation or demolition.
3. Actual quantities of asbestos material may vary from any estimates provided in EA Group's report due to identification of additional materials and difficulties in quantifying hidden or inaccessible materials.
4. Prior to demolition or renovation of any structure or equipment, suspect materials that were previously inaccessible or excluded from sampling should be sampled and analyzed for asbestos.

Asbestos Analysis

The bulk samples were analyzed by polarized light microscopy for asbestos content at or through the Laboratory Division of EA Group, which is accredited by the National Institute of Standards and Technology – National Voluntary Laboratory Accreditation Program. The United States Environmental Protection Agency requires all materials containing greater than one percent asbestos by weight to be considered asbestos-containing materials. Composite or layered analyses were performed, depending on the nature of the material, with additional analysis (point-counting) if an initial analysis indicated less than 10% asbestos. In all cases that at least one sample from a homogeneous group [Group] was determined to be ACM, the Group as a whole is considered ACM, regardless of the results for any other samples from that Group. Similarly, in all cases that at least one sample from a Group was determined to contain a trace amount ($\leq 1\%$) of asbestos, following point-counting, the Group as a whole is considered to contain trace asbestos for potential OSHA compliance purposes. The scope of analytical work may also have included the provision that once one sample from a Group was determined to be ACM, the Group was considered confirmed ACM and analysis of any remaining samples from that Group was not required to be performed. Analytical results are provided in Appendix B.



September 27, 2023 (Reissued October 13, 2023)

CT Consultants, Inc.

Pre-Demolition Hazardous Materials Assessment

125 Erie Street, Painesville, Ohio

OH45652

Page 3

Results of Asbestos Analysis

The materials that were sampled as suspect and were determined to contain regulated amounts of asbestos are identified in Table 1, which also includes materials determined to be non-ACM, at least by EPA definition.

It is noted that, although the floor tile component for Group BD was determined to be non-ACM, the mastic component was confirmed ACM. For abatement/removal purposes, the Group as a whole is considered ACM, as the asbestos-containing mastic will likely adhere to the floor tile component.

Although the carpet mastic [Group BM] and mastic components of floor tile [Groups BK and BN] are non-ACM by EPA's definition, at least some of the samples that were analyzed were determined to contain trace amounts ($\leq 1\%$) of asbestos, following point-counting. Because OSHA regulates potential employee exposure to any amount of asbestos, including "trace" concentrations, demolition activities would still be governed under OSHA regulations, requiring appropriate worker protection and procedures. This information needs to be provided to the demolition contractor.

Estimated removal costs for the identified ACMs, based on currently known or estimated quantities, are provided in Table 2, attached.

Any activities that involve the handling or disturbance of ACM or trace asbestos should be carried out by a licensed abatement contractor or other appropriately trained personnel in accordance with all applicable regulations.

Characterization of "Demolition Debris"

Representative subsamples of various painted and unpainted building components that would become "demolition debris" were secured from the building and used to form two individual composite samples. The samples were analyzed by the Laboratory Division of EA Group according to TCLP protocol for lead. The results for the analysis are provided in Table 3, attached, and detailed in the laboratory report in Appendix B.

As shown in Table 3, one of the samples contained a detectable concentration of extractable lead by TCLP protocol, but not at a concentration that would classify it as hazardous waste. On this basis, the "demolition debris-type" materials would not be considered to exhibit the characteristic of a hazardous waste due to lead toxicity for either building.



September 27, 2023 (Reissued October 13, 2023)

CT Consultants, Inc.

Pre-Demolition Hazardous Materials Assessment

125 Erie Street, Painesville, Ohio

OH45652

Page 4

Non-Incandescent Lighting and “Universal Waste” Materials

The building was inspected for various universal waste-type materials that would need to be addressed prior to or as part of demolition activities. These consisted of non-incandescent lighting fixtures (fluorescent lamps and potential polychlorinated biphenyl [PCB] ballasts); suspect mercury-containing equipment (MCE) (e.g., thermostats, switches); and emergency lighting/exit signs, which typically house lead-containing rechargeable batteries [gel cells, sealed lead-acid].

Commercial entities that can manage or assist with managing these types of materials can be found at the new/revised Ohio EPA website “<https://recyclesearch.com/profile/ohioepa-recycling-directory>”.

A total of approximately 628 four-foot lamps, with an estimated total of 314 ballasts, which may or may not contain PCBs, were noted. If the fixtures cannot be reused, they should all be provided for reclamation because of the mercury in the lamps and possible PCBs in the ballasts. No MCE was identified. Ten exit signs and ten emergency lights were noted. If these are to be disposed, they would need to be provided for reclamation. Only household quantities of maintenance chemicals were noted, which should be relocated for use or properly disposed.

Regulated Refrigerants

The building was inspected for the presence of refrigerant sources that may contain regulated chlorofluorocarbons (CFCs). Three rooftop A/C units and two refrigerators were identified. These items may contain regulated CFC refrigerant that would require special handling (extraction of CFCs) if the items are to be disposed.

Inspection for Underground Storage Tanks (USTs) and Above Ground Storage Tanks (ASTs)

No evidence of USTs (e.g., fill pipes, vent pipes) and no ASTs was observed. No USTs were found to be registered to the property address according to the State Fire Marshal Bureau of Underground Storage Tank Regulations (BUSTR) Ohio Tank Tracking and Environmental Regulations (OTTER) database.



September 27, 2023 (Reissued October 13, 2023)

CT Consultants, Inc.

Pre-Demolition Hazardous Materials Assessment

125 Erie Street, Painesville, Ohio

OH45652

Page 5

If you have any questions or concerns regarding the above information, please contact the undersigned. Thank you for consulting EA Group.

Sincerely,

EA Group

Timothy S. Bowen,
Vice President/Technical Director

Corey Falatic,
ES36126

Table 1. Summary of Results - 125 Erie Street, Painesville, Ohio

Group	ID # OH45652	MATERIAL DESCRIPTION	Material Type	RESULT
BA	81	Drywall System; Upper Level	M/NF2	0
BA	82	Drywall System; Upper Level	M/NF2	0
BB	83	Carpet Adhesive; Yellow/Tan	M/NF1	0
BB	84	Carpet Adhesive; Yellow/Tan	M/NF1	0
BC	85	4" Cove Base & mastic; Gray	M/NF1	0
BC	86	4" Cove Base & mastic; Gray	M/NF1	0
BD	87	12"x12" Floor Tile & mastic; Gray w/ green	M/NF1	[+],B[M]
BD	88	12"x12" Floor Tile & mastic; Gray w/ green	M/NF1	([+])[M]
BE	89	Carpet Adhesive; Brown/Black	M/NF1	[+],B
BE	90	Carpet Adhesive; Brown/Black	M/NF1	([+])
BF	91	12"x12" Floor Tile & mastic; Green	M/NF1	[+],B
BF	92	12"x12" Floor Tile & mastic; Green	M/NF1	([+])
BG	93	Carpet Adhesive; Brown/Black/Tan	M/NF1	[+],B
BG	94	Carpet Adhesive; Brown/Black/Tan	M/NF1	([+])
BH	95	Sink Bottom Coating; White	M/NF2	0
BH	96	Sink Bottom Coating; White	M/NF2	0
BI	97	Drywall System; Lower Level	M/NF2	0
BI	98	Drywall System; Lower Level	M/NF2	0
BJ	99	4" Cove Base & mastic; Gray	M/NF1	0
BJ	100	4" Cove Base & mastic; Gray	M/NF1	0
BK	101	12"x12" Floor Tile & mastic; Off-White w/ dark gray	M/NF1	0,B[M]
BK	102	12"x12" Floor Tile & mastic; Off-White w/ dark gray	M/NF1	0,B[M]
BL	103	Carpet Mastic	M/NF1	0
BL	104	Carpet Mastic	M/NF1	0
BM	105	Carpet Mastic; Brown/Black	M/NF1	0,B
BM	106	Carpet Mastic; Brown/Black	M/NF1	0,B
BN	107	12"x12" Floor Tile & mastic; Mauve w/ white	M/NF1	0,B[M]
BN	108	12"x12" Floor Tile & mastic; Mauve w/ white	M/NF1	0,B[M]
BO	109	Carpet Adhesive; Tan	M/NF1	0
BO	110	Carpet Adhesive; Tan	M/NF1	0
BP	111	Sink Bottom Coating; Black	M/NF2	[+],B
BP	112	Sink Bottom Coating; Black	M/NF2	([+])
BQ	113	2'x4' Ceiling Panel; Pockmark, Pinhole	M	0
BQ	114	2'x4' Ceiling Panel; Pockmark, Pinhole	M	0
BR	115	Door/Window Caulking	M/NF2	0
BR	116	Door/Window Caulking	M/NF2	0
BS	117	Built-Up Roofing	M/NF1	0
BS	118	Built-Up Roofing	M/NF1	0

Table 1. Summary of Results - 125 Erie Street, Painesville, Ohio

Group	ID # OH45652	MATERIAL DESCRIPTION	Material Type	RESULT
BT	119	Roof Flashing	M/NF1	0
BT	120	Roof Flashing	M/NF1	0
BU	---	Vapor Barrier; Slab	N/S	

Group = Homogeneous Group identification

Material Type: S = Surfacing

T = Thermal System Insulation

M = Miscellaneous

NF1 = Non-Friable Category I

NF2 = Non-Friable Category II

N/S = material not suspect

Result: 0 = non-ACM

[+] = ACM

([+]) = one sample confirmed ACM, any remaining samples not required to be analyzed

B = verified by layering & point-counting

[+][M] = Floor Tile non-ACM; Mastic ACM

(Group as a whole considered ACM for removal purposes)

0,B = trace asbestos; non-ACM by EPA but OSHA may apply

0,B[M] = trace asbestos in mastic layer, none in floor tile or ceiling tile

Table 3. Summary of Waste Characterization Analysis for Lead
CT Consultants
125 Erie Street, Painesville, Ohio

September 8, 2023 Sampling

Sample ID	Materials	TCLP Lead
OH45652- T- 03	125 Erie Street Demolition Debris	0.23
OH45652- T- 04	125 Erie Street Demolition Debris	< 0.10

TCLP = Toxicity Characteristic Leaching Procedure

Results for TCLP Lead expressed in milligrams per liter (mg/l).

‡ = concentration exceeds TCLP Hazardous Waste Characteristic

Demolition Debris sample composite of various painted/unpainted interior & exterior materials [concrete, plaster, drywall, etc.]



EA GROUP

Environmental Analysis
and Management

APPENDIX A

Asbestos Inspection Data Sheet(s)

General Sample Location Schematic(s)

ASBESTOS INSPECTION DATA SHEET KEY

Client and Project:	Information provided by either Work Order or Scope of Work
Building:	Name or address of building.
Functional Space:	A room, group of rooms, or homogeneous area designated by the inspector to prepare management plans, design abatement projects, or conduct response actions.
Location:	Location of homogeneous material being sampled or occurrence of homogeneous material.
Group:-	An arbitrary designation (number or letter) assigned to each homogeneous material (material that is uniform in color and texture, serves the same function, and was installed at the same time) encountered during sampling.
ID #:	A sample number assigned by the inspector which begins with the work order number (OHXXXXX) at the top of the column and then a unique sample number for each sample. May include an additional suffix (e.g., building ID, sampling date).
Material Description:	Distinguishing characteristics that may include system type, function, size, color, shape etc.
Quantity:	Defined as square feet (SF) [default], linear feet (LF), or individual number of fittings or miscellaneous items, each (EA)
Material Type:	Abbreviations provided on the form as: S Surfacing Material (troweled or sprayed-on) T Thermal System Insulation (TSI) M Miscellaneous (Friable, unless otherwise noted): NF1 - Non-friable Category I NF2 - Non-friable Category II
Material Condition:	Typically noted only for general surveys (e.g., for O&M planning purposes). ND No Damage. The material is in visibly good condition with no apparent/obvious damage. D Damage. Material has damage to less than 10% of the entire homogeneous group or less than 25% of a localized section of the homogeneous group. SD Significant Damage. Material has damage to greater than 10% of the entire homogeneous group or greater than 25% of a localized section of the homogeneous group.
Friable:	When dry, an asbestos-containing material [ACM] is considered friable if it can be crumbled, pulverized, or reduced to powder by <i>hand pressure</i>
Result:	0 = material determined to be non-ACM (no asbestos); [+] = material determined to contain a regulated amount of asbestos (confirmed ACM) Additional notations may be included for specific samples or materials for further clarification, which would be defined under "Comments"

ASBESTOS INSPECTION DATA SHEET

Client: CT Consultants		Building: 125 Erie Street, Painesville, Ohio						
Project: Pre-Demolition Asbestos Survey		Functional Space: Lower Level						
LOCATION	Group	ID #	MATERIAL DESCRIPTION	Quantity	Material		RESULT	NOTES
					Type	Cond		
Planning Commission Areas	BI	97	Drywall System; Lower Level				0	
	BJ	99	4" Cove Base & mastic; Gray				0	
	BL	103	Carpet Mastic				0	
	BL	104	Carpet Mastic				0	
	BQ	---	2'x4' Ceiling Panel; Pockmark, Pinhole				0	
Planning Library/Conference	BI	---	Drywall System; Lower Level				0	
	BJ	---	4" Cove Base & mastic; Gray				0	
	BL	---	Carpet Mastic				0	
	BQ	---	2'x4' Ceiling Panel; Pockmark, Pinhole				0	
Planning Break Room	BQ	---	2'x4' Ceiling Panel; Pockmark, Pinhole				0	
	BM	---	Carpet Mastic; Brown/Black				0,B	
	BJ	100	4" Cove Base & mastic; Gray				0	
			<p>MATERIALS: TYPE: S - Surfacing T - Thermal M - Miscellaneous NF1 - Non-friable Cat. I NF2 - Non-friable Cat. II N/S = not suspect CONDITION: [if relevant] ND - No Damage D - Damage SD - Significant Damage</p> <p>EA GROUP 7118 Industrial Park Blvd. Mentor, OH 44060-5314 (440) 951-3514</p>					
		<p>QUANTITY = Square Feet unless noted LF = Linear Feet; EA = each NQ = not quantified FRIABLE: Y = Regulated ACM (RACM) by definition N = not RACM by definition NF1/NF2 may be friable due to condition or may become friable during reno/demo RESULT: O - Non-ACM [+] = ACM [no other assessment required] B = Verified by layering/point counting</p> <p>COMMENTS: ([+]) = one sample confirmed ACM, any remaining samples not required to be analyzed ([+][M]) = Floor Tile non-ACM; Mastic ACM (Group as a whole considered ACM for removal purposes) O,B = trace (≤ 1%) asbestos; non-ACM by EPA but OSHA may apply O,B[M] = trace asbestos in mastic layer, none in floor tile or ceiling tile</p>						
		<p>EAG Technician(s): Corey Falatic ES 36126 Survey Date(s): September 5-8, 2023</p>						
		<p>EAG OH45652</p>						

ASBESTOS INSPECTION DATA SHEET

Client: CT Consultants		Building: 125 Erie Street, Painesville, Ohio							
Project: Pre-Demolition Asbestos Survey		Functional Space: Lower Level							
LOCATION	Group	ID #	MATERIAL DESCRIPTION	Quantity	Material Type Cond	FRIABLE	RESULT	NOTES	
Planning Break Room	BK	101	12"x12" Floor Tile & mastic; Off-White w/ dark gray				0,B[M]		
	BK	102	12"x12" Floor Tile & mastic; Off-White w/ dark gray				0,B[M]		
	BI	---	Drywall System; Lower Level				0		
Clinic Area, Rooms 1-4	BI	---	Drywall System; Lower Level				0		
	BJ	---	4" Cove Base & mastic; Gray				0		
	BM	---	Carpet Mastic; Brown/Black				0,B		
	BQ	---	2'x4' Ceiling Panel; Pockmark, Pinhole				0		
Clinic Area; Open Area	BI	---	Drywall System; Lower Level				0		
	BJ	---	4" Cove Base & mastic; Gray				0		
	BM	105	Carpet Mastic; Brown/Black				0,B		
	BM	106	Carpet Mastic; Brown/Black				0,B		
	BQ	---	2'x4' Ceiling Panel; Pockmark, Pinhole				0		
MATERIALS: TYPE: S - Surfacing T - Thermal M - Miscellaneous NF1 - Non-friable Cat. I NF2 - Non-friable Cat. II N/S = not suspect CONDITION: [if relevant] ND - No Damage D - Damage SD - Significant Damage		QUANTITY = Square Feet unless noted LF = Linear Feet; EA = each NQ = not quantified FRIABLE: Y = Regulated ACM (RACM) by definition N = not RACM by definition NF1/NF2 may be friable due to condition or may become friable during reno/demo RESULT: 0 - Non-ACM [+] = ACM [no other assessment required] B = Verified by layering/point counting							
EA GROUP 7118 Industrial Park Blvd. Mentor, OH 44060-5314 (440) 951-3514		COMMENTS: ([+]) = one sample confirmed ACM, any remaining samples not required to be analyzed ([+][M]) = Floor Tile non-ACM; Mastic ACM (Group as a whole considered ACM for removal purposes) 0,B = trace (≤ 1%) asbestos; non-ACM by EPA but OSHA may apply 0,B[M] = trace asbestos in mastic layer, none in floor tile or ceiling tile EAG Technician(s): Corey Falatic ES 36126							
		Survey Date(s): September 5-8, 2023					Page 2 of 17		

ASBESTOS INSPECTION DATA SHEET

Client: CT Consultants

Building: 125 Erie Street, Painesville, Ohio

Project: Pre-Demolition Asbestos Survey

Functional Space: Lower Level

LOCATION	Group	ID #	MATERIAL DESCRIPTION	Quantity	Material		FRIABLE	RESULT	NOTES
					Type	Cond			
Clinic Area; Offices 1-3	BI	---	Drywall System; Lower Level					0	
	BJ	---	4" Cove Base & mastic; Gray					0	
	BM	---	Carpet Mastic; Brown/Black					0,B	
	BQ	---	2'x4' Ceiling Panel; Pockmark, Pinhole					0	
Clinic Area; Offices 4-7	BI	---	Drywall System; Lower Level					0	
	BJ	---	4" Cove Base & mastic; Gray					0	
	BM	---	Carpet Mastic; Brown/Black					0,B	
	BQ	---	2'x4' Ceiling Panel; Pockmark, Pinhole					0	
Clinic Area; Technology Room	BI	---	Drywall System; Lower Level					0	
	BJ	---	4" Cove Base & mastic; Gray					0	
	BM	---	Carpet Mastic; Brown/Black					0,B	
	BQ	113	2'x4' Ceiling Panel; Pockmark, Pinhole					0	

MATERIALS:
TYPE:
 S - Surfacing
 T - Thermal
 M - Miscellaneous
 NF1 - Non-friable Cat. I
 NF2 - Non-friable Cat. II
 N/S = not suspect
CONDITION: [if relevant]
 ND - No Damage
 D - Damage
 SD - Significant Damage

EA GROUP
 7118 Industrial Park Blvd.
 Mentor, OH 44060-5314
 (440) 951-3514

QUANTITY = Square Feet unless noted
 LF = Linear Feet; EA = each
 NQ = not quantified
FRIABLE:
 Y = Regulated ACM (RACM) by definition
 N = not RACM by definition
 NF1/NF2 may be friable due to condition or may become friable during reno/demo
RESULT:
 O - Non-ACM
 [+] = ACM [no other assessment required]
 B = Verified by layering/point counting

COMMENTS:
 ([+]) = one sample confirmed ACM, any remaining samples not required to be analyzed
 [+] [M] = Floor Tile non-ACM; Mastic ACM (Group as a whole considered ACM for removal purposes)
 O,B = trace (≤ 1%) asbestos; non-ACM by EPA but OSHA may apply
 O,B[M] = trace asbestos in mastic layer, none in floor tile or ceiling tile

ASBESTOS INSPECTION DATA SHEET

Client: CT Consultants

Building: 125 Erie Street, Painesville, Ohio

Project: Pre-Demolition Asbestos Survey

Functional Space: Lower Level

LOCATION	Group	ID #	MATERIAL DESCRIPTION	Quantity	Material		FRIABLE	RESULT	NOTES
					Type	Cond			
Storage	BQ	---	2'x4' Ceiling Panel; Pockmark, Pinhole					0	
	BM	---	Carpet Mastic; Brown/Black					0,B	
	BJ	---	4" Cove Base & mastic; Gray					0	
	BI	---	Drywall System; Lower Level					0	
Kitchen	BQ	---	2'x4' Ceiling Panel; Pockmark, Pinhole					0	
	BJ	---	4" Cove Base & mastic; Gray					0	
	BI	98	Drywall System; Lower Level					0	
	BN	107	12"x12" Floor Tile & mastic; Mauve w/ white					0,B[M]	
	BN	108	12"x12" Floor Tile & mastic; Mauve w/ white					0,B[M]	
	BP	111	Sink Bottom Coating; Black	5 [1 EA]	M/NF2		N	[+],B	
	BP	112	Sink Bottom Coating; Black		M/NF2		N	[+]	

MATERIALS:
TYPE:
 S - Surfacing
 T - Thermal
 M - Miscellaneous
 NF1 - Non-friable Cat. I
 NF2 - Non-friable Cat. II
 N/S = not suspect
CONDITION: [if relevant]
 ND - No Damage
 D - Damage
 SD - Significant Damage

EA GROUP
 7118 Industrial Park Blvd.
 Mentor, OH 44060-5314
 (440) 951-3514

QUANTITY = Square Feet unless noted
 LF = Linear Feet; EA = each
 NQ = not quantified
FRIABLE:
 Y = Regulated ACM (RACM) by definition
 N = not RACM by definition
 NF1/NF2 may be friable due to condition or may become friable during reno/demo
RESULT:
 O - Non-ACM
 [+] = ACM [no other assessment required]
 B = Verified by layering/point counting

COMMENTS:
 ([+]) = one sample confirmed ACM, any remaining samples not required to be analyzed
 ([+][M]) = Floor Tile non-ACM; Mastic ACM (Group as a whole considered ACM for removal purposes)
 O,B = trace (≤ 1%) asbestos; non-ACM by EPA but OSHA may apply
 O,B[M] = trace asbestos in mastic layer, none in floor tile or ceiling tile

EAG Technician(s): Corey Falatic
 ES 36126

ASBESTOS INSPECTION DATA SHEET

Client: CT Consultants		Building: 125 Erie Street, Painesville, Ohio						
Project: Pre-Demolition Asbestos Survey		Functional Space: Lower Level						
LOCATION	Group	ID #	MATERIAL DESCRIPTION	Quantity	Material		RESULT	NOTES
					Type	Cond		
					FRIABLE			
Offices 8-10	BQ	---	2'x4' Ceiling Panel; Pockmark, Pinhole				0	
	BM	---	Carpet Mastic; Brown/Black				0,B	
	BJ	---	4" Cove Base & mastic; Gray				0	
	BI	---	Drywall System; Lower Level				0	
Large Conference Room	BQ	114	2'x4' Ceiling Panel; Pockmark, Pinhole				0	
	BI	---	Drywall System; Lower Level				0	
	BO	109	Carpet Adhesive; Tan				0	
	BO	110	Carpet Adhesive; Tan				0	
Corridor 1	BQ	---	2'x4' Ceiling Panel; Pockmark, Pinhole				0	
	BM	---	Carpet Mastic; Brown/Black				0,B	
	BJ	---	4" Cove Base & mastic; Gray				0	
	BI	---	Drywall System; Lower Level				0	
	BK	---	12"x12" Floor Tile & mastic; Off-White w/ dark grav				0,B[M]	
MATERIALS: TYPE: S - Surfacing T - Thermal M - Miscellaneous NF1 - Non-friable Cat. I NF2 - Non-friable Cat. II N/S = not suspect CONDITION: [if relevant] ND - No Damage D - Damage SD - Significant Damage		QUANTITY = Square Feet unless noted LF = Linear Feet; EA = each NQ = not quantified FRIABLE: Y = Regulated ACM (RACM) by definition N = not RACM by definition NF1/NF2 may be friable due to condition or may become friable during reno/demo RESULT: O - Non-ACM [+] = ACM [no other assessment required] B = Verified by layering/point counting						
EA GROUP 7118 Industrial Park Blvd. Mentor, OH 44060-5314 (440) 951-3514		COMMENTS: ([+]) = one sample confirmed ACM; any remaining samples not required to be analyzed ([+][M]) = Floor Tile non-ACM; Mastic ACM (Group as a whole considered ACM for removal purposes) 0,B = trace (≤ 1%) asbestos; non-ACM by EPA but OSHA may apply 0,B[M] = trace asbestos in mastic layer, none in floor tile or ceiling tile						
		EAG Technician(s): Corey Falatic		ES 36126		EAG OH45652		
		Survey Date(s): September 5-8, 2023				Page 5 of 17		

ASBESTOS INSPECTION DATA SHEET

Client: CT Consultants		Building: 125 Erie Street, Painesville, Ohio							
Project: Pre-Demolition Asbestos Survey		Functional Space: Lower Level							
LOCATION	Group	ID #	MATERIAL DESCRIPTION	Quantity	Material Type Cond	FRIABLE	RESULT	NOTES	
Janitor Room	BQ	---	2'x4' Ceiling Panel; Pockmark, Pinhole				0		
	BJ	---	4" Cove Base & mastic; Gray				0		
	BI	---	Drywall System; Lower Level				0		
	BK	---	12"x12" Floor Tile & mastic; Off-White w/ dark gray				0,B[M]		
Janitor Closet	BJ	---	4" Cove Base & mastic; Gray				0		
	BI	---	Drywall System; Lower Level				0		
Restrooms	BK	---	12"x12" Floor Tile & mastic; Off-White w/ dark gray				0,B[M]		
	BQ	---	2'x4' Ceiling Panel; Pockmark, Pinhole				0		
	BJ	---	4" Cove Base & mastic; Gray				0		
	BI	---	Drywall System; Lower Level				0		
	BK	---	12"x12" Floor Tile & mastic; Off-White w/ dark gray				0,B[M]		
MATERIALS:		COMMENTS:							
TYPE:		<p>LF = Linear Feet; EA = each NQ = not quantified FRIABLE: Y = Regulated ACM (RACM) by definition N = not RACM by definition NF1/NF2 may be friable due to condition or may become friable during reno/demo RESULT: O - Non-ACM [+] = ACM [no other assessment required] B = Verified by layering/point counting</p>							
S - Surfacing		<p>([+]) = one sample confirmed ACM, any remaining samples not required to be analyzed [+][M] = Floor Tile non-ACM; Mastic ACM (Group as a whole considered ACM for removal purposes)</p>							
T - Thermal		<p>O,B = trace (≤ 1%) asbestos; non-ACM by EPA but OSHA may apply 0,B[M] = trace asbestos in mastic layer, none in floor tile or ceiling tile</p>							
M - Miscellaneous									
NF1 - Non-friable Cat. I									
NF2 - Non-friable Cat. II									
N/S = not suspect									
CONDITION: [if relevant]									
ND - No Damage									
D - Damage									
SD - Significant Damage									
EA GROUP		EAG Technician(s): Corey Falatic					ES 36126		EAG OH45652
7118 Industrial Park Blvd. Mentor, OH 44060-5314 (440) 951-3514		Survey Date(s): September 5-8, 2023					Page 6 of 17		

ASBESTOS INSPECTION DATA SHEET

Client: CT Consultants		Building: 125 Erie Street, Painesville, Ohio						
Project: Pre-Demolition Asbestos Survey		Functional Space: Lower Level						
LOCATION	Group	ID #	MATERIAL DESCRIPTION	Quantity	Material		RESULT	NOTES
		OH45652			Type	Cond		
Corridor 2	BQ	---	2'x4' Ceiling Panel; Pockmark, Pinhole				0	
	BJ	---	4" Cove Base & mastic; Gray				0	
	BI	---	Drywall System; Lower Level				0	
	BK	---	12"x12" Floor Tile & mastic; Off-White w/ dark gray				0,B[M]	
MATERIALS: LF = Linear Feet; EA = each NQ = not quantified FRIABLE: Y = Regulated ACM (RACM) by definition N = not RACM by definition NF1/NF2 may be friable due to condition or may become friable during reno/demo CONDITION: [if relevant] ND - No Damage D - Damage SD - Significant Damage			COMMENTS: ([+]) = one sample confirmed ACM, any remaining samples not required to be analyzed [+][M] = Floor Tile non-ACM; Mastic ACM (Group as a whole considered ACM for removal purposes) 0,B = trace (≤ 1%) asbestos; non-ACM by EPA but OSHA may apply 0,B[M] = trace asbestos in mastic layer, none in floor tile or ceiling tile					
EA GROUP 7118 Industrial Park Blvd. Mentor, OH 44060-5314 (440) 951-3514			EAG Technician(s): Corey Falatic ES 36126 Survey Date(s): September 5-8, 2023					

ASBESTOS INSPECTION DATA SHEET

Client: CT Consultants		Building: 125 Erie Street, Painesville, Ohio						
Project: Pre-Demolition Asbestos Survey		Functional Space: Upper Level						
LOCATION	Group	ID #	MATERIAL DESCRIPTION	Quantity	FRIABLE		RESULT	NOTES
					Material Type	Cond		
Offices 1-6	BA	---	Drywall System; Upper Level				0	
	BB	---	Carpet Adhesive; Yellow/Tan				0	
	BC	---	4" Cove Base & mastic; Gray				0	
	BQ	---	2'x4' Ceiling Panel; Pockmark, Pinhole				0	
Receptionist	BA	---	Drywall System; Upper Level				0	
	BB	---	Carpet Adhesive; Yellow/Tan				0	
	BC	---	4" Cove Base & mastic; Gray				0	
	BQ	---	2'x4' Ceiling Panel; Pockmark, Pinhole				0	
Copy Room	BA	81	Drywall System; Upper Level				0	
	BB	---	Carpet Adhesive; Yellow/Tan				0	
	BC	85	4" Cove Base & mastic; Gray				0	
	BQ	---	2'x4' Ceiling Panel; Pockmark, Pinhole				0	
MATERIALS:		COMMENTS:						
TYPE:		<p>QUANTITY = Square Feet unless noted LF = Linear Feet; EA = each NQ = not quantified</p> <p>FRIABLE: Y = Regulated ACM (RACM) by definition N = not RACM by definition NF1/NF2 may be friable due to condition or may become friable during reno/demo</p> <p>CONDITION: [if relevant] ND - No Damage D - Damage SD - Significant Damage</p>						
S - Surfacing		<p>([+]) = one sample confirmed ACM, any remaining samples not required to be analyzed [+][M] = Floor Tile non-ACM; Mastic ACM (Group as a whole considered ACM for removal purposes)</p> <p>O,B = trace (≤ 1%) asbestos; non-ACM by EPA but OSHA may apply O,B[M] = trace asbestos in mastic layer, none in floor tile or ceiling tile</p>						
T - Thermal								
M - Miscellaneous								
NF1 - Non-friable Cat. I								
NF2 - Non-friable Cat. II								
N/S = not suspect								
EA GROUP		EAG Technician(s): Corey Falatic						
7118 Industrial Park Blvd.		ES 36126						
Mentor, OH 44060-5314		Survey Date(s): September 5-8, 2023						
(440) 951-3514		Page 8 of 17						

ASBESTOS INSPECTION DATA SHEET

Client: CT Consultants		Building: 125 Erie Street, Painesville, Ohio						
Project: Pre-Demolition Asbestos Survey		Functional Space: Upper Level						
LOCATION	Group	ID #	MATERIAL DESCRIPTION	Quantity	Material		RESULT	NOTES
					Type	Cond		
Corridor 1	BA	---	Drywall System; Upper Level				0	
	BB	---	Carpet Adhesive; Yellow/Tan				0	
	BC	---	4" Cove Base & mastic; Gray				0	
	BQ	---	2'x4' Ceiling Panel; Pockmark, Pinhole				0	
Office 7	BA	---	Drywall System; Upper Level				0	
	BB	83	Carpet Adhesive; Yellow/Tan				0	
	BC	---	4" Cove Base & mastic; Gray				0	
	BQ	---	2'x4' Ceiling Panel; Pockmark, Pinhole				0	
Offices 8-12	BA	---	Drywall System; Upper Level				0	
	BB	---	Carpet Adhesive; Yellow/Tan				0	
	BC	---	4" Cove Base & mastic; Gray				0	
	BQ	---	2'x4' Ceiling Panel; Pockmark, Pinhole				0	
MATERIALS:		COMMENTS:						
TYPE:		<p>QUANTITY = Square Feet unless noted LF = Linear Feet; EA = each NQ = not quantified</p> <p>FRIABLE: Y = Regulated ACM (RACM) by definition N = not RACM by definition NF1/NF2 may be friable due to condition or may become friable during reno/demo</p> <p>CONDITION: [if relevant] ND - No Damage D - Damage SD - Significant Damage</p>						
S - Surfacing		<p>([+]) = one sample confirmed ACM, any remaining samples not required to be analyzed [+][M] = Floor Tile non-ACM; Mastic ACM (Group as a whole considered ACM for removal purposes)</p> <p>0,B = trace (≤ 1%) asbestos; non-ACM by EPA but OSHA may apply 0,B[M] = trace asbestos in mastic layer, none in floor tile or ceiling tile</p>						
T - Thermal								
M - Miscellaneous								
NF1 - Non-friable Cat. I								
NF2 - Non-friable Cat. II								
N/S = not suspect								
EA GROUP		EAG Technician(s): Corey Falatic						
7118 Industrial Park Blvd.		ES 36126						
Mentor, OH 44060-5314		Survey Date(s): September 5-8, 2023						
(440) 951-3514		Page 9 of 17						

ASBESTOS INSPECTION DATA SHEET

Client: CT Consultants		Building: 125 Erie Street, Painesville, Ohio							
Project: Pre-Demolition Asbestos Survey		Functional Space: Upper Level							
LOCATION	Group	ID #	MATERIAL DESCRIPTION	Quantity	Material		RESULT	NOTES	
					Type	Cond			
File Room	BA	82	Drywall System; Upper Level				0		
	BB	84	Carpet Adhesive; Yellow/Tan				0		
	BC	86	4" Cove Base & mastic; Gray				0		
	BF	91	12"x12" Floor Tile & mastic; Green	375	M/NF1		[+],B	under BB	
	BF	92	12"x12" Floor Tile & mastic; Green		M/NF1		(+)		
	BQ	---	2'x4' Ceiling Panel; Pockmark, Pinhole				0		
	Office 13	BA	---	Drywall System; Upper Level				0	
		BB	---	Carpet Adhesive; Yellow/Tan				0	
		BC	---	4" Cove Base & mastic; Gray				0	
BF		---	12"x12" Floor Tile & mastic; Green	140	M/NF1		[+]	under BB	
BQ		---	2'x4' Ceiling Panel; Pockmark, Pinhole				0		
						<p>MATERIALS:</p> <p>TYPE:</p> <p>S - Surfacing</p> <p>T - Thermal</p> <p>M - Miscellaneous</p> <p>NF1 - Non-friable Cat. I</p> <p>NF2 - Non-friable Cat. II</p> <p>N/S = not suspect</p> <p>CONDITION: [if relevant]</p> <p>ND - No Damage</p> <p>D - Damage</p> <p>SD - Significant Damage</p>			
						<p>COMMENTS:</p> <p>([+]) = one sample confirmed ACM, any remaining samples not required to be analyzed</p> <p>(+)[M] = Floor Tile non-ACM; Mastic ACM (Group as a whole considered ACM for removal purposes)</p> <p>0,B = trace (≤ 1%) asbestos; non-ACM by EPA but OSHA may apply</p> <p>0,B[M] = trace asbestos in mastic layer, none in floor tile or ceiling tile</p>			
						<p>EA GROUP</p> <p>7118 Industrial Park Blvd.</p> <p>Mentor, OH 44060-5314</p> <p>(440) 951-3514</p>			
						<p>EAG Technician(s): Corey Falatic</p> <p>ES 36126</p> <p>EAG OH45652</p>			
						<p>Survey Date(s): September 5-8, 2023</p> <p>Page 10 of 17</p>			

ASBESTOS INSPECTION DATA SHEET

Client: CT Consultants		Building: 125 Erie Street, Painesville, Ohio						
Project: Pre-Demolition Asbestos Survey		Functional Space: Upper Level						
LOCATION	Group	ID #	MATERIAL DESCRIPTION	Quantity	Material Type Cond	FRIABLE	RESULT	NOTES
Lobby Area	BA	---	Drywall System; Upper Level				0	
	BB	---	Carpet Adhesive; Yellow/Tan				0	
	BC	---	4" Cove Base & mastic; Gray				0	
	BD	---	12"x12" Floor Tile & mastic; Gray w/ green	200	M/NF1	N	[+][M]	
	BQ	---	2'x4' Ceiling Panel; Pockmark, Pinhole				0	
Open Office Space w/ closet	BA	---	Drywall System; Upper Level				0	
	BC	---	4" Cove Base & mastic; Gray				0	
	BD	87	12"x12" Floor Tile & mastic; Gray w/ green	165	M/NF1	N	[+],B[M]	
	BD	88	12"x12" Floor Tile & mastic; Gray w/ green		M/NF1	N	(+)[M]	
	BQ	---	2'x4' Ceiling Panel; Pockmark, Pinhole				0	
Offices 14-16 [limited access]	BA	---	Drywall System; Upper Level				0	
	BB	---	Carpet Adhesive; Yellow/Tan				0	
<p>MATERIALS: TYPE: S - Surfacing T - Thermal M - Miscellaneous NF1 - Non-friable Cat. I NF2 - Non-friable Cat. II N/S = not suspect CONDITION: [if relevant] ND - No Damage D - Damage SD - Significant Damage</p>				<p>QUANTITY = Square Feet unless noted LF = Linear Feet; EA = each NQ = not quantified FRIABLE: Y = Regulated ACM (RACM) by definition N = not RACM by definition NF1/NF2 may be friable due to condition or may become friable during reno/demo RESULT: O - Non-ACM [+] = ACM [no other assessment required] B = Verified by layering/point counting</p>				
<p>EA GROUP 7118 Industrial Park Blvd. Mentor, OH 44060-5314 (440) 951-3514</p>				<p>COMMENTS: ([+]) = one sample confirmed ACM, any remaining samples not required to be analyzed ([+][M]) = Floor Tile non-ACM; Mastic ACM (Group as a whole considered ACM for removal purposes) O,B = trace (≤ 1%) asbestos; non-ACM by EPA but OSHA may apply O,B[M] = trace asbestos in mastic layer, none in floor tile or ceiling tile</p>				
				ES 36126		EAG Technician(s): Corey Falatic		
				EAG OH45652		EAG OH45652		

ASBESTOS INSPECTION DATA SHEET

Client: CT Consultants

Building: 125 Erie Street, Painesville, Ohio

Project: Pre-Demolition Asbestos Survey

Functional Space: Upper Level

LOCATION	Group	ID #	MATERIAL DESCRIPTION	Quantity	Material		FRIABLE	RESULT	NOTES
					Type	Cond			
Offices 14-16 [limited access]	BC	---	4" Cove Base & mastic; Gray					0	
	BF	---	12"x12" Floor Tile & mastic; Green	390	M/NF1		N	[+]	assumed present; under BB
	BQ	---	2'x4' Ceiling Panel; Pockmark, Pinhole					0	
	BA	---	Drywall System; Upper Level					0	
Lunch Room	BE	89	Carpet Adhesive; Brown/Black	260	M/NF1		N	[+],B	
	BH	95	Sink Bottom Coating; White					0	
	BH	96	Sink Bottom Coating; White					0	
	BQ	---	2'x4' Ceiling Panel; Pockmark, Pinhole					0	
Conference Room	BA	---	Drywall System; Upper Level					0	
	BE	---	Carpet Adhesive; Brown/Black	250	M/NF1		N	[+]	
	BQ	---	2'x4' Ceiling Panel; Pockmark, Pinhole					0	

<p>MATERIALS:</p> <p>TYPE:</p> <p>S - Surfacing</p> <p>T - Thermal</p> <p>M - Miscellaneous</p> <p>NF1 - Non-friable Cat. I</p> <p>NF2 - Non-friable Cat. II</p> <p>N/S = not suspect</p> <p>CONDITION: [if relevant]</p> <p>ND - No Damage</p> <p>D - Damage</p> <p>SD - Significant Damage</p>	<p>QUANTITY = Square Feet unless noted</p> <p>LF = Linear Feet; EA = each</p> <p>NQ = not quantified</p> <p>FRIABLE:</p> <p>Y = Regulated ACM (RACM) by definition</p> <p>N = not RACM by definition</p> <p>NF1/NF2 may be friable due to condition or may become friable during reno/demo</p> <p>RESULT:</p> <p>O - Non-ACM</p> <p>[+] = ACM [no other assessment required]</p> <p>B = Verified by layering/point counting</p>	<p>COMMENTS:</p> <p>[+] = one sample confirmed ACM, any remaining samples not required to be analyzed</p> <p>[+][M] = Floor Tile non-ACM; Mastic ACM (Group as a whole considered ACM for removal purposes)</p> <p>O,B = trace (≤ 1%) asbestos; non-ACM by EPA but OSHA may apply</p> <p>O,B[M] = trace asbestos in mastic layer, none in floor tile or ceiling tile</p>
<p>EA GROUP</p> <p>7118 Industrial Park Blvd. Mentor, OH 44060-5314 (440) 951-3514</p>		
<p>EAG Technician(s): Corey Falatic</p> <p style="text-align: center;">ES 36126</p> <p style="text-align: right;">EAG OH45652</p>		
<p>Survey Date(s): September 5-8, 2023</p> <p style="text-align: right;">Page 12 of 17</p>		

ASBESTOS INSPECTION DATA SHEET

Client: CT Consultants		Building: 125 Erie Street, Painesville, Ohio						
Project: Pre-Demolition Asbestos Survey		Functional Space: Upper Level						
LOCATION	Group	ID #	MATERIAL DESCRIPTION	Quantity	Material Type Cond	FRIABLE	RESULT	NOTES
Large Conference Room	BA	---	Drywall System; Upper Level				0	
	BE	90	Carpet Adhesive; Brown/Black	660	M/NF1	N	([+])	
	BQ	---	2'x4' Ceiling Panel; Pockmark, Pinhole				0	
Conference Office	BA	---	Drywall System; Upper Level				0	
	BE	---	Carpet Adhesive; Brown/Black	130	M/NF1	N	[+]	
	BQ	---	2'x4' Ceiling Panel; Pockmark, Pinhole				0	
Telecom Room	BA	---	Drywall System; Upper Level				0	
	BG	93	Carpet Adhesive; Brown/Black/Tan	80	M/NF1	N	[+],B	
	BC	---	4" Cove Base & mastic; Gray				0	
Storage Room	BQ	---	2'x4' Ceiling Panel; Pockmark, Pinhole				0	
	BA	---	Drywall System; Upper Level				0	
	BG	---	Carpet Adhesive; Brown/Black/Tan	150	M/NF1	N	[+]	
MATERIALS:		QUANTITY = Square Feet unless noted						
TYPE:		LF = Linear Feet; EA = each						
S - Surfacing		NQ = not quantified						
T - Thermal		FRIABLE:						
M - Miscellaneous		Y = Regulated ACM (RACM) by definition						
NF1 - Non-friable Cat. I		N = not RACM by definition						
NF2 - Non-friable Cat. II		NF1/NF2 may be friable due to condition						
N/S = not suspect		or may become friable during reno/demo						
CONDITION: [if relevant]		RESULT:						
ND - No Damage		0 - Non-ACM						
D - Damage		[+] = ACM [no other assessment required]						
SD - Significant Damage		B = Verified by layering/point counting						
EA GROUP		EAG Technician(s): Corey Falatic						
7118 Industrial Park Blvd.		ES 36126						
Mentor, OH 44060-5314		EAG OH45652						
(440) 951-3514		Survey Date(s): September 5-8, 2023						

ASBESTOS INSPECTION DATA SHEET

Client: CT Consultants		Building: 125 Erie Street, Painesville, Ohio						
Project: Pre-Demolition Asbestos Survey		Functional Space: Upper Level						
LOCATION	Group	ID #	MATERIAL DESCRIPTION	Quantity	Material Type Cond	FRIABLE	RESULT	NOTES
Storage Room	BC	---	4" Cove Base & mastic; Gray				0	
	BQ	---	2'x4' Ceiling Panel; Pockmark, Pinhole				0	
Engineer's Open Area	BA	---	Drywall System; Upper Level				0	
	BG	---	Carpet Adhesive; Brown/Black/Tan	375	M/NF1	N	[+]	
	BC	---	4" Cove Base & mastic; Gray		M/NF1	N	0	
	BQ	---	2'x4' Ceiling Panel; Pockmark, Pinhole		M	Y	0	
	BA	---	Drywall System; Upper Level		M/NF2	N	0	
	BC	---	4" Cove Base & mastic; Gray		M/NF1	N	0	
	BG	---	Carpet Adhesive; Brown/Black/Tan	360	M/NF1	N	[+]	
Water Department Offices 1-3	BF	---	12"x12" Floor Tile & mastic; Green	360	M/NF1	N	[+]	
	BQ	---	2'x4' Ceiling Panel; Pockmark, Pinhole				0	
MATERIALS: TYPE: S - Surfacing T - Thermal M - Miscellaneous NF1 - Non-friable Cat. I NF2 - Non-friable Cat. II N/S = not suspect CONDITION: [if relevant] ND - No Damage D - Damage SD - Significant Damage			QUANTITY = Square Feet unless noted LF = Linear Feet; EA = each NQ = not quantified FRIABLE: Y = Regulated ACM (RACM) by definition N = not RACM by definition NF1/NF2 may be friable due to condition or may become friable during reno/demo RESULT: 0 - Non-ACM [+] = ACM [no other assessment required] B = Verified by layering/point counting			COMMENTS: ([+]) = one sample confirmed ACM, any remaining samples not required to be analyzed ([+][M]) = Floor Tile non-ACM; Mastic ACM (Group as a whole considered ACM for removal purposes) 0,B = trace (≤ 1%) asbestos; non-ACM by EPA but OSHA may apply 0,B[M] = trace asbestos in mastic layer, none in floor tile or ceiling tile		
EA GROUP 7118 Industrial Park Blvd. Mentor, OH 44060-5314 (440) 951-3514			EAG Technician(s): Corey Falatic ES 36126			EAG OH45652		
			Survey Date(s): September 5-8, 2023			Page 14 of 17		

ASBESTOS INSPECTION DATA SHEET

Client: CT Consultants		Building: 125 Erie Street, Painesville, Ohio						
Project: Pre-Demolition Asbestos Survey		Functional Space: Upper Level						
LOCATION	Group	ID #	MATERIAL DESCRIPTION	Quantity	Material	FRIABLE	RESULT	NOTES
		OH45652			Type	Cond		
Water Department Open Area	BA	---	Drywall System; Upper Level				0	
	BC	---	4" Cove Base & mastic; Gray				0	
	BG	---	Carpet Adhesive; Brown/Black/Tan	1000	M/NF1	N	[+]	
	BF	---	12"x12" Floor Tile & mastic; Green	1000	M/NF1	N	[+]	
	BQ	---	2'x4' Ceiling Panel; Pockmark, Pinhole				0	
Water Department Offices 4-6	BA	---	Drywall System; Upper Level				0	
	BC	---	4" Cove Base & mastic; Gray				0	
	BG	---	Carpet Adhesive; Brown/Black/Tan	360	M/NF1	N	[+]	
	BF	---	12"x12" Floor Tile & mastic; Green	360	M/NF1	N	[+]	
	BQ	---	2'x4' Ceiling Panel; Pockmark, Pinhole				0	
Water Department Equipment Storage	BA	---	Drywall System; Upper Level				0	
	BC	---	4" Cove Base & mastic; Gray				0	
MATERIALS:		COMMENTS:						
TYPE:		<p>LF = Linear Feet; EA = each NQ = not quantified FRIABLE: Y = Regulated ACM (RACM) by definition N = not RACM by definition NF1/NF2 may be friable due to condition or may become friable during reno/demo RESULT: 0 - Non-ACM [+] = ACM [no other assessment required] B = Verified by layering/point counting</p>						
S - Surfacing		<p>QUANTITY = Square Feet unless noted LF = Linear Feet; EA = each NQ = not quantified (**) = one sample confirmed ACM, any remaining samples not required to be analyzed (**) = Floor Tile non-ACM; Mastic ACM (Group as a whole considered ACM for removal purposes)</p>						
T - Thermal		<p>0,B = trace (≤ 1%) asbestos; non-ACM by EPA but OSHA may apply 0,B[M] = trace asbestos in mastic layer, none in floor tile or ceiling tile</p>						
M - Miscellaneous		<p>EAG Technician(s): Corey Falatic ES 36126 EAG OH45652</p>						
NF1 - Non-friable Cat. I		<p>Survey Date(s): September 5-8, 2023</p>						
NF2 - Non-friable Cat. II		<p>Page 15 of 17</p>						
N/S = not suspect								
CONDITION: [if relevant]								
ND - No Damage								
D - Damage								
SD - Significant Damage								
EA GROUP								
7118 Industrial Park Blvd.								
Mentor, OH 44060-5314								
(440) 951-3514								

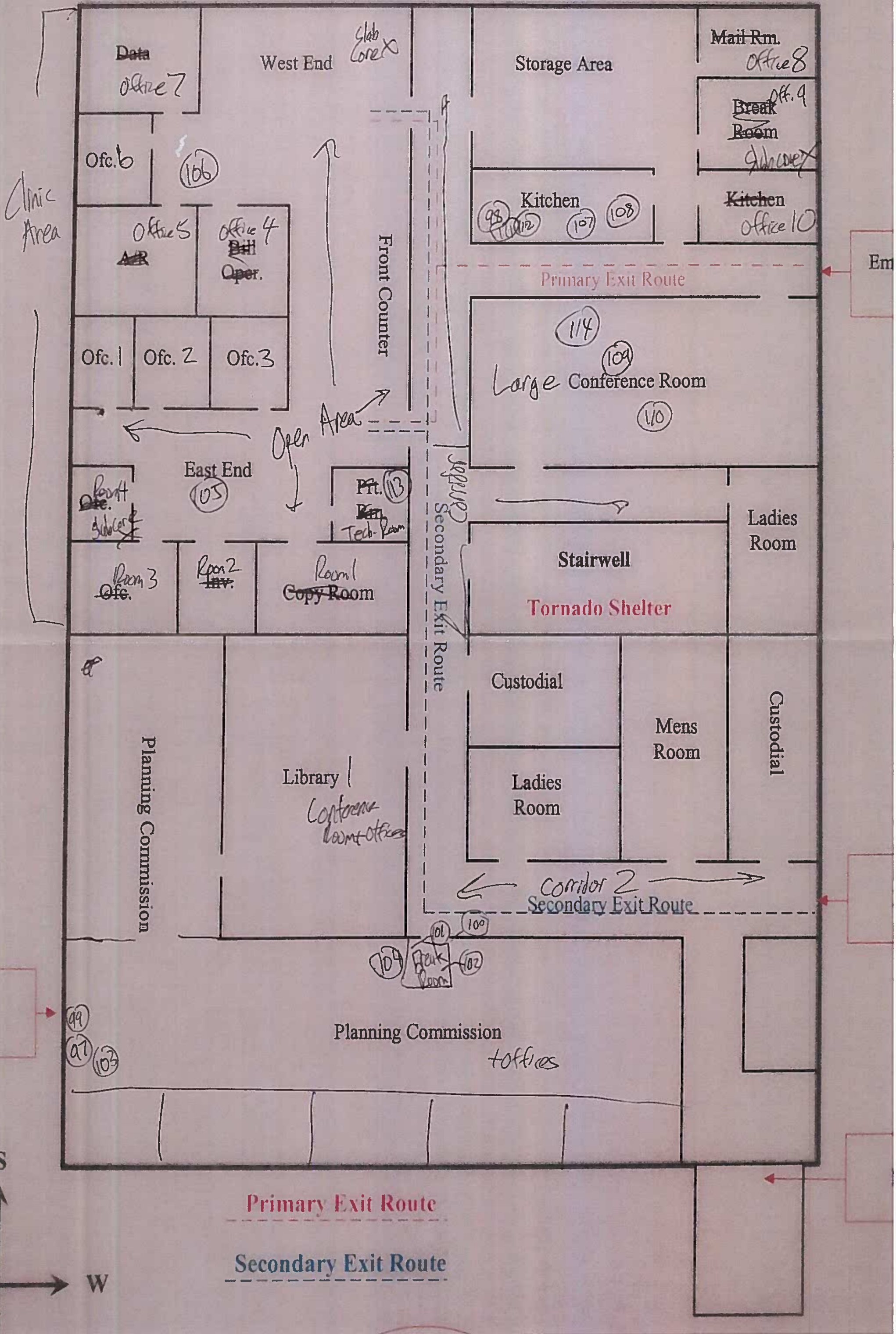
ASBESTOS INSPECTION DATA SHEET

Client: CT Consultants		Building: 125 Erie Street, Painesville, Ohio						
Project: Pre-Demolition Asbestos Survey		Functional Space: Upper Level						
LOCATION	Group	ID #	MATERIAL DESCRIPTION	Quantity	Material Type Cond	FRIABLE	RESULT	NOTES
Water Department Equipment Storage	BG	94	Carpet Adhesive; Brown/Black/Tan	100	M/NF1	N	([+])	
	BF	---	12"x12" Floor Tile & mastic; Green	100	M/NF1	N	[+]	
	BQ	---	2'x4' Ceiling Panel; Pockmark, Pinhole				0	
Corridor 2	BA	---	Drywall System; Upper Level				0	
	BC	---	4" Cove Base & mastic; Gray				0	
	BQ	---	2'x4' Ceiling Panel; Pockmark, Pinhole				0	
Restroom	BD	---	12"x12" Floor Tile & mastic; Gray w/ green	384	M/NF1	N	[+][M]	
	BA	---	Drywall System; Upper Level				0	
	BC	---	4" Cove Base & mastic; Gray				0	
	BQ	---	2'x4' Ceiling Panel; Pockmark, Pinhole				0	
	BD	---	12"x12" Floor Tile & mastic; Gray w/ green	100	M/NF1	N	[+][M]	
Janitor's Closet								NO SUSPECT ACM
MATERIALS:		COMMENTS:						
TYPE:		<p>QUANTITY = Square Feet unless noted LF = Linear Feet; EA = each NQ = not quantified</p> <p>FRIABLE: Y = Regulated ACM (RACM) by definition N = not RACM by definition NF1/NF2 may be friable due to condition or may become friable during reno/demo</p> <p>CONDITION: [if relevant] ND - No Damage D - Damage SD - Significant Damage</p>						
S - Surfacing		<p>([+]) = one sample confirmed ACM, any remaining samples not required to be analyzed [+][M] = Floor Tile non-ACM; Mastic ACM (Group as a whole considered ACM for removal purposes)</p> <p>0,B = trace (≤ 1%) asbestos; non-ACM by EPA but OSHA may apply 0,B[M] = trace asbestos in mastic layer, none in floor tile or ceiling tile</p>						
T - Thermal								
M - Miscellaneous								
NF1 - Non-friable Cat. I								
NF2 - Non-friable Cat. II								
N/S = not suspect								
EA GROUP		EAG Technician(s): Corey Falatic						
7118 Industrial Park Blvd.		ES 36126						
Mentor, OH 44060-5314		Survey Date(s): September 5-8, 2023						
(440) 951-3514		Page 16 of 17						

ASBESTOS INSPECTION DATA SHEET

Client: CT Consultants		Building: 125 Erie Street, Painesville, Ohio						
Project: Pre-Demolition Asbestos Survey		Functional Space: Exterior						
LOCATION	Group	ID #	MATERIAL DESCRIPTION	Quantity	Material		RESULT	NOTES
					Type	Cond		
Exterior	BR	115	Door/Window Caulking				0	
	BR	116	Door/Window Caulking				0	
	BS	117	Built-Up Roofing				0	
	BS	118	Built-Up Roofing				0	
	BT	119	Roof Flashing				0	
	BT	120	Roof Flashing				0	
	BU	---	Vapor Barrier; Slab		N/S			plastic vapor barrier
MATERIALS:		COMMENTS:						
TYPE:		<p>QUANTITY = Square Feet unless noted LF = Linear Feet; EA = each NQ = not quantified</p> <p>FRIABLE: Y = Regulated ACM (RACM) by definition N = not RACM by definition NF1/NF2 may be friable due to condition or may become friable during reno/demo</p> <p>CONDITION: [if relevant] ND - No Damage D - Damage SD - Significant Damage</p>						
S - Surfacing		<p>([+]) = one sample confirmed ACM, any remaining samples not required to be analyzed [+][M] = Floor Tile non-ACM; Mastic ACM (Group as a whole considered ACM for removal purposes)</p> <p>O,B = trace (≤ 1%) asbestos; non-ACM by EPA but OSHA may apply O,B[M] = trace asbestos in mastic layer, none in floor tile or ceiling tile</p>						
T - Thermal		<p>RESULT: O - Non-ACM [+] = ACM [no other assessment required] B = Verified by layering/point counting</p>						
M - Miscellaneous		<p>EAG Technician(s): Corey Falatic ES 36126</p>						
NF1 - Non-friable Cat. I		<p>Survey Date(s): September 5-8, 2023</p>						
NF2 - Non-friable Cat. II		<p>Page 17 of 17</p>						
N/S = not suspect								
EA GROUP		EAG OH45652						
7118 Industrial Park Blvd.								
Mentor, OH 44060-5314								
(440) 951-3514								

Tornado Shelter Diagram and Emergency Exits





EA GROUP

Work Order:

Date:

Prepared By:

Project:

Title:

125 E. 103 St Upper Level

Fire St. →



Rear Parking Lot



APPENDIX B

Laboratory Analytical Report(s)



CT Consultants, Inc.
8150 Sterling Ct.
Mentor, OH 44060
Bill Gallagher

Client Project: 99 & 125 Erie St Pre-Demo Survey
EA Group Workorder Number: 230900152
Received on September 18, 2023

The following analytical report contains results as requested for samples as received by EA Group. The results included in this report have been reviewed for compliance with the analytical methods indicated in this report. All data has been found to be compliant with accepted laboratory protocol, except as noted in the QC narrative. Industrial hygiene reports, air and/or surface concentrations results are based upon sampling information provided by the client. Analyst initials of REF indicate analysis performed at a subcontract facility.

If you have questions, comments or require further assistance regarding this report, please contact your client services representative or one of the individuals listed below.

Data or reporting:

Debbie Lauer - Lab Manager
dlauer@eagroupohio.com

Sample tracking, supplies:

Sample Receiving
sreceiving@eagroupohio.com

Invoice Related:

Bonnie Renbarger - Office Manager
brenbarger@eagroupohio.com

Reproduction of this report is prohibited except in its entirety . Unless noted, soil, sludge and sediment results are reported on dry weight basis. The "Sample Reporting Limit" is based on the method used for analysis and does not refer to any regulatory limit. These results relate only to the items tested.



EA GROUP

Environmental Analysis
and Management

Laboratory Analytical Report

CT Consultants, Inc.

8150 Sterling Ct.

Mentor, OH 44060

Attention:
Bill Gallagher

Project Identification

99 & 125 Erie St Pre-Demo Survey

OH45652

Purchase Order:

EA Group

Order Number

2309-00152

Carl R. Eggebraaten
Microscopist

Deborah L. Lauer
Laboratory Manager

September 27, 2023



Project Summary

The following analytical report contains the results as requested for samples submitted to EA Group. The results included in this report have been reviewed for compliance with the analytical methods indicated in this report. All data have been found to be compliant with accepted laboratory protocol. Exceptions, if any, are noted below.

Sample Summary

Sample Receive Date: 9/18/2023

EAG	Client	EAG	Client
<u>Sample Identification</u>	<u>Sample Identification</u>	<u>Sample Identification</u>	<u>Sample Identification</u>
230900152-081A	OH45652-81	230900152-082A	OH45652-82
230900152-083A	OH45652-83	230900152-084A	OH45652-84
230900152-085A	OH45652-85	230900152-086A	OH45652-86
230900152-087A	OH45652-87	230900152-088A	OH45652-88
230900152-089A	OH45652-89	230900152-090A	OH45652-90
230900152-091A	OH45652-91	230900152-092A	OH45652-92
230900152-093A	OH45652-93	230900152-094A	OH45652-94
230900152-095A	OH45652-95	230900152-096A	OH45652-96
230900152-097A	OH45652-97	230900152-098A	OH45652-98
230900152-099A	OH45652-99	230900152-100A	OH45652-100
230900152-101A	OH45652-101	230900152-102A	OH45652-102
230900152-103A	OH45652-103	230900152-104A	OH45652-104
230900152-105A	OH45652-105	230900152-106A	OH45652-106
230900152-107A	OH45652-107	230900152-108A	OH45652-108
230900152-109A	OH45652-109	230900152-110A	OH45652-110
230900152-111A	OH45652-111	230900152-112A	OH45652-112
230900152-113A	OH45652-113	230900152-114A	OH45652-114
230900152-115A	OH45652-115	230900152-116A	OH45652-116
230900152-117A	OH45652-117	230900152-118A	OH45652-118
230900152-119A	OH45652-119	230900152-120A	OH45652-120

Quality Control Narrative

This report contains data which was produced by a subcontracted laboratory

NVLAP Lab Code 101165-0 for Asbestos Analysis.

IATL, Inc.

9000 Commerce Parkway, Suite B

Mt. Laurel, NJ 08054



Project Summary

The following analytical report contains the results as requested for samples submitted to EA Group. The results included in this report have been reviewed for compliance with the analytical methods indicated in this report. All data have been found to be compliant with accepted laboratory protocol. Exceptions, if any, are noted below.

Sample Summary

Sample Receive Date: 9/18/2023

EAG Client
Sample Identification Sample Identification

EAG Client
Sample Identification Sample Identification

Reproduction of this report is prohibited except in its entirety. Unless noted, soil, sludge, and sediment results are reported on dry weight basis. The "Sample Reporting Limit" is based on the method used for analysis and does not refer to any regulatory limit.


CERTIFICATE OF ANALYSIS


Client: EA Group 7118 Industrial Park Mentor OH 44060	Report Date: 9/22/2023 Report No.: 689899 - PLM Project: OH45652 Project No.: 2309-152
Client: EAG482	

PLM BULK SAMPLE ANALYSIS SUMMARY

Lab No.: 7674011 Client No.: OH45652-81	Analyst Observation: White Drywall Client Description:	Location: Facility:
<u>Percent Asbestos:</u> <i>None Detected</i>	<u>Percent Non-Asbestos Fibrous Material:</u> 5 Cellulose	<u>Percent Non-Fibrous Material:</u> 95
Lab No.: 7674011(L2) Client No.: OH45652-81	Analyst Observation: White Joint Compound Client Description:	Location: Facility:
<u>Percent Asbestos:</u> <i>None Detected</i>	<u>Percent Non-Asbestos Fibrous Material:</u> None Detected	<u>Percent Non-Fibrous Material:</u> 100
Lab No.: 7674012 Client No.: OH45652-82	Analyst Observation: White Drywall Client Description:	Location: Facility:
<u>Percent Asbestos:</u> <i>None Detected</i>	<u>Percent Non-Asbestos Fibrous Material:</u> 5 Cellulose	<u>Percent Non-Fibrous Material:</u> 95
Lab No.: 7674012(L2) Client No.: OH45652-82	Analyst Observation: White Joint Compound Client Description:	Location: Facility:
<u>Percent Asbestos:</u> <i>None Detected</i>	<u>Percent Non-Asbestos Fibrous Material:</u> None Detected	<u>Percent Non-Fibrous Material:</u> 100
Lab No.: 7674013 Client No.: OH45652-83	Analyst Observation: Yellow Mastic Client Description:	Location: Facility:
<u>Percent Asbestos:</u> <i>None Detected</i>	<u>Percent Non-Asbestos Fibrous Material:</u> Trace Cellulose Trace Synthetic	<u>Percent Non-Fibrous Material:</u> 100
Lab No.: 7674014 Client No.: OH45652-84	Analyst Observation: Yellow Mastic Client Description:	Location: Facility:
<u>Percent Asbestos:</u> <i>None Detected</i>	<u>Percent Non-Asbestos Fibrous Material:</u> Trace Cellulose Trace Synthetic	<u>Percent Non-Fibrous Material:</u> 100

Please refer to the Appendix of this report for further information regarding your analysis.

Date Received: 9/20/2023
Date Analyzed: 09/22/2023
Signature: 
Analyst: Tiffany Lowe

Approved By: 
Frank E. Ehrenfeld, III
Laboratory Director

CERTIFICATE OF ANALYSIS

Client: EA Group
7118 Industrial Park
Mentor OH 44060

Report Date: 9/22/2023
Report No.: 689899 - PLM
Project: OH45652
Project No.: 2309-152

Client: EAG482

PLM BULK SAMPLE ANALYSIS SUMMARY

Lab No.: 7674015 **Analyst Observation:** Grey Cove Base **Location:**
Client No.: OH45652-85 **Client Description:** **Facility:**
Percent Asbestos: Percent Non-Asbestos Fibrous Material: Percent Non-Fibrous Material:
None Detected None Detected 100

Lab No.: 7674015(L2) **Analyst Observation:** Tan Mastic **Location:**
Client No.: OH45652-85 **Client Description:** **Facility:**
Percent Asbestos: Percent Non-Asbestos Fibrous Material: Percent Non-Fibrous Material:
None Detected None Detected 100


Lab No.: 7674016 **Analyst Observation:** Grey Cove Base **Location:**
Client No.: OH45652-86 **Client Description:** **Facility:**
Percent Asbestos: Percent Non-Asbestos Fibrous Material: Percent Non-Fibrous Material:
None Detected None Detected 100


Lab No.: 7674016(L2) **Analyst Observation:** Tan Mastic **Location:**
Client No.: OH45652-86 **Client Description:** **Facility:**
Percent Asbestos: Percent Non-Asbestos Fibrous Material: Percent Non-Fibrous Material:
None Detected None Detected 100

Lab No.: 7674017 **Analyst Observation:** Grey Floor Tile **Location:**
Client No.: OH45652-87 **Client Description:** **Facility:**
Percent Asbestos: Percent Non-Asbestos Fibrous Material: Percent Non-Fibrous Material:
None Detected None Detected 100

Lab No.: 7674017(L2) **Analyst Observation:** Black Mastic **Location:**
Client No.: OH45652-87 **Client Description:** **Facility:**
Percent Asbestos: Percent Non-Asbestos Fibrous Material: Percent Non-Fibrous Material:
PC 3.3 Chrysotile None Detected 96.7

Please refer to the Appendix of this report for further information regarding your analysis.

Date Received: 9/20/2023
Date Analyzed: 09/22/2023
Signature: 
Analyst: Tiffany Lowe

Approved By: 
Frank E. Ehrenfeld, III
Laboratory Director

CERTIFICATE OF ANALYSIS

Client: EA Group
7118 Industrial Park
Mentor OH 44060

Client: EAG482

Report Date: 9/22/2023
Report No.: 689899 - PLM
Project: OH45652
Project No.: 2309-152

PLM BULK SAMPLE ANALYSIS SUMMARY

Lab No.: 7674018 **Analyst Observation:** Grey Floor Tile **Location:**
Client No.: OH45652-88 **Client Description:** **Facility:**
Percent Asbestos: Percent Non-Asbestos Fibrous Material: Percent Non-Fibrous Material:
Sample Not Analyzed Sample Not Analyzed

Note: Positive stop analysis instructions per client for each homogeneous sample group.

Lab No.: 7674019 **Analyst Observation:** Yellow/Black/Tan Mastic **Location:**
Client No.: OH45652-89 **Client Description:** **Facility:**
Percent Asbestos: Percent Non-Asbestos Fibrous Material: Percent Non-Fibrous Material:
PC 1.1 Chrysotile None Detected 98.9

Layers not separable.

Lab No.: 7674020 **Analyst Observation:** Sample Not Analyzed **Location:**
Client No.: OH45652-90 **Client Description:** **Facility:**
Percent Asbestos: Percent Non-Asbestos Fibrous Material: Percent Non-Fibrous Material:
Sample Not Analyzed Sample Not Analyzed


Note: Positive stop analysis instructions per client for each homogeneous sample group.


Lab No.: 7674021 **Analyst Observation:** Green Floor Tile **Location:**
Client No.: OH45652-91 **Client Description:** **Facility:**
Percent Asbestos: Percent Non-Asbestos Fibrous Material: Percent Non-Fibrous Material:
PC 4.6 Chrysotile None Detected 95.4

Lab No.: 7674021(L2) **Analyst Observation:** Black Mastic **Location:**
Client No.: OH45652-91 **Client Description:** **Facility:**
Percent Asbestos: Percent Non-Asbestos Fibrous Material: Percent Non-Fibrous Material:
PC 5.2 Chrysotile None Detected 94.8

Lab No.: 7674021(L3) **Analyst Observation:** Yellow Mastic **Location:**
Client No.: OH45652-91 **Client Description:** **Facility:**
Percent Asbestos: Percent Non-Asbestos Fibrous Material: Percent Non-Fibrous Material:
None Detected None Detected 100

Please refer to the Appendix of this report for further information regarding your analysis.

Date Received: 9/20/2023
Date Analyzed: 09/22/2023
Signature: 
Analyst: Tiffany Lowe

Approved By: 
Frank E. Ehrenfeld, III
Laboratory Director

CERTIFICATE OF ANALYSIS

Client: EA Group
7118 Industrial Park
Mentor OH 44060

Client: EAG482

Report Date: 9/22/2023
Report No.: 689899 - PLM
Project: OH45652
Project No.: 2309-152

PLM BULK SAMPLE ANALYSIS SUMMARY

Lab No.: 7674022 **Analyst Observation:** Yellow Mastic **Location:**
Client No.: OH45652-92 **Client Description:** **Facility:**
Percent Asbestos: Percent Non-Asbestos Fibrous Material: Percent Non-Fibrous Material:
Sample Not Analyzed Sample Not Analyzed

Note: Positive stop analysis instructions per client for each homogeneous sample group.

Lab No.: 7674023 **Analyst Observation:** Yellow/Black Mastic **Location:**
Client No.: OH45652-93 **Client Description:** **Facility:**
Percent Asbestos: Percent Non-Asbestos Fibrous Material: Percent Non-Fibrous Material:
PC 1.2 Chrysotile None Detected 98.8

Layers not separable.

Lab No.: 7674024 **Analyst Observation:** Sample Not Analyzed **Location:**
Client No.: OH45652-94 **Client Description:** **Facility:**
Percent Asbestos: Percent Non-Asbestos Fibrous Material: Percent Non-Fibrous Material:
Sample Not Analyzed Sample Not Analyzed


Note: Positive stop analysis instructions per client for each homogeneous sample group.


Lab No.: 7674025 **Analyst Observation:** White Sink Undercoating **Location:**
Client No.: OH45652-95 **Client Description:** **Facility:**
Percent Asbestos: Percent Non-Asbestos Fibrous Material: Percent Non-Fibrous Material:
None Detected 10 Cellulose 90

Lab No.: 7674026 **Analyst Observation:** White Sink Undercoating **Location:**
Client No.: OH45652-96 **Client Description:** **Facility:**
Percent Asbestos: Percent Non-Asbestos Fibrous Material: Percent Non-Fibrous Material:
None Detected 5 Cellulose 95

Lab No.: 7674027 **Analyst Observation:** White Drywall **Location:**
Client No.: OH45652-97 **Client Description:** **Facility:**
Percent Asbestos: Percent Non-Asbestos Fibrous Material: Percent Non-Fibrous Material:
None Detected 5 Cellulose 95

Please refer to the Appendix of this report for further information regarding your analysis.

Date Received: 9/20/2023
Date Analyzed: 09/22/2023
Signature: 
Analyst: Tiffany Lowe

Approved By: 
Frank E. Ehrenfeld, III
Laboratory Director

CERTIFICATE OF ANALYSIS

Client: EA Group
7118 Industrial Park
Mentor OH 44060

Report Date: 9/22/2023
Report No.: 689899 - PLM
Project: OH45652
Project No.: 2309-152

Client: EAG482

PLM BULK SAMPLE ANALYSIS SUMMARY

Lab No.: 7674027(L2)	Analyst Observation: White Joint Compound	Location:
Client No.: OH45652-97	Client Description:	Facility:
<u>Percent Asbestos:</u>	<u>Percent Non-Asbestos Fibrous Material:</u>	<u>Percent Non-Fibrous Material:</u>
<i>None Detected</i>	None Detected	100

Lab No.: 7674028	Analyst Observation: White Drywall	Location:
Client No.: OH45652-98	Client Description:	Facility:
<u>Percent Asbestos:</u>	<u>Percent Non-Asbestos Fibrous Material:</u>	<u>Percent Non-Fibrous Material:</u>
<i>None Detected</i>	5 Cellulose	95

Lab No.: 7674028(L2)	Analyst Observation: White Joint Compound	Location:
Client No.: OH45652-98	Client Description:	Facility:
<u>Percent Asbestos:</u>	<u>Percent Non-Asbestos Fibrous Material:</u>	<u>Percent Non-Fibrous Material:</u>
<i>None Detected</i>	None Detected	100

Lab No.: 7674029	Analyst Observation: Grey Cove Base	Location:
Client No.: OH45652-99	Client Description:	Facility:
<u>Percent Asbestos:</u>	<u>Percent Non-Asbestos Fibrous Material:</u>	<u>Percent Non-Fibrous Material:</u>
<i>None Detected</i>	None Detected	100

Lab No.: 7674029(L2)	Analyst Observation: Yellow Mastic	Location:
Client No.: OH45652-99	Client Description:	Facility:
<u>Percent Asbestos:</u>	<u>Percent Non-Asbestos Fibrous Material:</u>	<u>Percent Non-Fibrous Material:</u>
<i>None Detected</i>	None Detected	100

Lab No.: 7674030	Analyst Observation: Grey Cove Base	Location:
Client No.: OH45652-100	Client Description:	Facility:
<u>Percent Asbestos:</u>	<u>Percent Non-Asbestos Fibrous Material:</u>	<u>Percent Non-Fibrous Material:</u>
<i>None Detected</i>	None Detected	100

Please refer to the Appendix of this report for further information regarding your analysis.

Date Received: 9/20/2023
Date Analyzed: 09/22/2023
Signature:
Analyst: Tiffany Lowe

Approved By:
Frank E. Ehrenfeld, III
Laboratory Director

CERTIFICATE OF ANALYSIS

Client: EA Group
7118 Industrial Park
Mentor OH 44060

Report Date: 9/22/2023
Report No.: 689899 - PLM
Project: OH45652
Project No.: 2309-152

Client: EAG482

PLM BULK SAMPLE ANALYSIS SUMMARY

Lab No.: 7674030(L2)
Client No.: OH45652-100

Analyst Observation: Yellow Mastic
Client Description:

Location:
Facility:

Percent Asbestos:
None Detected

Percent Non-Asbestos Fibrous Material:
None Detected

Percent Non-Fibrous Material:
100

Lab No.: 7674031
Client No.: OH45652-101

Analyst Observation: Grey Floor Tile
Client Description:

Location:
Facility:

Percent Asbestos:
None Detected

Percent Non-Asbestos Fibrous Material:
None Detected

Percent Non-Fibrous Material:
100

Lab No.: 7674031(L2)
Client No.: OH45652-101

Analyst Observation: Yellow/Black Mastic
Client Description:

Location:
Facility:

Percent Asbestos:
PC 0.5 Chrysotile

Percent Non-Asbestos Fibrous Material:
None Detected

Percent Non-Fibrous Material:
99.5

Layers not separable.

Lab No.: 7674031(L3)
Client No.: OH45652-101

Analyst Observation: Grey Leveling Compound
Client Description:

Location:
Facility:

Percent Asbestos:
None Detected

Percent Non-Asbestos Fibrous Material:
None Detected

Percent Non-Fibrous Material:
100

Lab No.: 7674032
Client No.: OH45652-102

Analyst Observation: Grey Floor Tile
Client Description:

Location:
Facility:

Percent Asbestos:
None Detected

Percent Non-Asbestos Fibrous Material:
None Detected

Percent Non-Fibrous Material:
100

Lab No.: 7674032(L2)
Client No.: OH45652-102

Analyst Observation: Yellow/Black Mastic
Client Description:

Location:
Facility:

Percent Asbestos:
PC 0.75 Chrysotile

Percent Non-Asbestos Fibrous Material:
None Detected

Percent Non-Fibrous Material:
99.25

Layers not separable.

Please refer to the Appendix of this report for further information regarding your analysis.

Date Received: 9/20/2023
Date Analyzed: 09/22/2023
Signature:
Analyst: Tiffany Lowe

Approved By:
Frank E. Ehrenfeld, III
Laboratory Director

CERTIFICATE OF ANALYSIS

Client: EA Group 7118 Industrial Park Mentor OH 44060	Report Date: 9/22/2023 Report No.: 689899 - PLM Project: OH45652 Project No.: 2309-152
Client: EAG482	

PLM BULK SAMPLE ANALYSIS SUMMARY

Lab No.: 7674032(L3) Client No.: OH45652-102	Analyst Observation: Grey Leveling Compound Client Description:	Location: Facility:
<u>Percent Asbestos:</u> <i>None Detected</i>	<u>Percent Non-Asbestos Fibrous Material:</u> None Detected	<u>Percent Non-Fibrous Material:</u> 100
Lab No.: 7674033 Client No.: OH45652-103	Analyst Observation: Yellow Mastic Client Description:	Location: Facility:
<u>Percent Asbestos:</u> <i>None Detected</i>	<u>Percent Non-Asbestos Fibrous Material:</u> 1 Synthetic	<u>Percent Non-Fibrous Material:</u> 99
Lab No.: 7674034 Client No.: OH45652-104	Analyst Observation: Yellow Mastic Client Description:	Location: Facility:
<u>Percent Asbestos:</u> <i>None Detected</i>	<u>Percent Non-Asbestos Fibrous Material:</u> 1 Synthetic	<u>Percent Non-Fibrous Material:</u> 99
Lab No.: 7674035 Client No.: OH45652-105	Analyst Observation: Yellow/Black Mastic Client Description:	Location: Facility:
<u>Percent Asbestos:</u> <i>PC 0.25 Chrysotile</i>	<u>Percent Non-Asbestos Fibrous Material:</u> None Detected	<u>Percent Non-Fibrous Material:</u> 99.75
<i>Layers not separable.</i>		
Lab No.: 7674036 Client No.: OH45652-106	Analyst Observation: Yellow/Black Mastic Client Description:	Location: Facility:
<u>Percent Asbestos:</u> <i>PC 0.5 Chrysotile</i>	<u>Percent Non-Asbestos Fibrous Material:</u> None Detected	<u>Percent Non-Fibrous Material:</u> 99.5
<i>Layers not separable.</i>		
Lab No.: 7674037 Client No.: OH45652-107	Analyst Observation: Tan Floor Tile Client Description:	Location: Facility:
<u>Percent Asbestos:</u> <i>None Detected</i>	<u>Percent Non-Asbestos Fibrous Material:</u> None Detected	<u>Percent Non-Fibrous Material:</u> 100

Please refer to the Appendix of this report for further information regarding your analysis.

Date Received: 9/20/2023
Date Analyzed: 09/22/2023
Signature: *Tiffany Lowe*
Analyst: Tiffany Lowe

Approved By: *Frank E. Ehrenfeld*
Frank E. Ehrenfeld, III
Laboratory Director

CERTIFICATE OF ANALYSIS

Client: EA Group
7118 Industrial Park
Mentor OH 44060

Client: EAG482

Report Date: 9/22/2023
Report No.: 689899 - PLM
Project: OH45652
Project No.: 2309-152

PLM BULK SAMPLE ANALYSIS SUMMARY

Lab No.: 7674037(L2)
Client No.: OH45652-107

Analyst Observation: Yellow/Black Mastic
Client Description:

Location:
Facility:

Percent Asbestos:
PC Trace Chrysotile

Percent Non-Asbestos Fibrous Material:
None Detected

Percent Non-Fibrous Material:
100

Layers not separable.

Lab No.: 7674038
Client No.: OH45652-108

Analyst Observation: Tan Floor Tile
Client Description:

Location:
Facility:

Percent Asbestos:
None Detected

Percent Non-Asbestos Fibrous Material:
None Detected

Percent Non-Fibrous Material:
100

Lab No.: 7674038(L2)
Client No.: OH45652-108

Analyst Observation: Yellow/Black Mastic
Client Description:

Location:
Facility:

Percent Asbestos:
PC Trace Chrysotile

Percent Non-Asbestos Fibrous Material:
None Detected

Percent Non-Fibrous Material:
100

Layers not separable.

Lab No.: 7674039
Client No.: OH45652-109

Analyst Observation: Yellow Mastic
Client Description:

Location:
Facility:

Percent Asbestos:
None Detected

Percent Non-Asbestos Fibrous Material:
None Detected

Percent Non-Fibrous Material:
100

Lab No.: 7674040
Client No.: OH45652-110

Analyst Observation: Yellow Mastic
Client Description:

Location:
Facility:

Percent Asbestos:
None Detected

Percent Non-Asbestos Fibrous Material:
None Detected

Percent Non-Fibrous Material:
100

Lab No.: 7674041
Client No.: OH45652-111

Analyst Observation: Black/Yellow Mastic
Client Description:

Location:
Facility:


Percent Asbestos:
PC 1.2 Chrysotile


Percent Non-Asbestos Fibrous Material:
None Detected

Percent Non-Fibrous Material:
98.8

Layers not separable.

Please refer to the Appendix of this report for further information regarding your analysis.

Date Received: 9/20/2023
Date Analyzed: 09/22/2023
Signature: 
Analyst: Tiffany Lowe

Approved By: 
Frank E. Ehrenfeld, III
Laboratory Director

CERTIFICATE OF ANALYSIS

Client: EA Group
7118 Industrial Park
Mentor OH 44060

Report Date: 9/22/2023
Report No.: 689899 - PLM
Project: OH45652
Project No.: 2309-152

Client: EAG482

PLM BULK SAMPLE ANALYSIS SUMMARY

Lab No.: 7674042 **Analyst Observation:** Sample Not Analyzed **Location:**
Client No.: OH45652-112 **Client Description:** **Facility:**
Percent Asbestos: Percent Non-Asbestos Fibrous Material: Percent Non-Fibrous Material:
Sample Not Analyzed Sample Not Analyzed

Note: Positive stop analysis instructions per client for each homogeneous sample group.

Lab No.: 7674043 **Analyst Observation:** White Ceiling Tile **Location:**
Client No.: OH45652-113 **Client Description:** **Facility:**
Percent Asbestos: Percent Non-Asbestos Fibrous Material: Percent Non-Fibrous Material:
None Detected 40 Cellulose 20
40 Fibrous Glass


Lab No.: 7674044 **Analyst Observation:** White Ceiling Tile **Location:**
Client No.: OH45652-114 **Client Description:** **Facility:**
Percent Asbestos: Percent Non-Asbestos Fibrous Material: Percent Non-Fibrous Material:
None Detected 40 Cellulose 20
40 Fibrous Glass


Lab No.: 7674045 **Analyst Observation:** Clear Caulk **Location:**
Client No.: OH45652-115 **Client Description:** **Facility:**
Percent Asbestos: Percent Non-Asbestos Fibrous Material: Percent Non-Fibrous Material:
None Detected None Detected 100

Lab No.: 7674046 **Analyst Observation:** Clear Caulk **Location:**
Client No.: OH45652-116 **Client Description:** **Facility:**
Percent Asbestos: Percent Non-Asbestos Fibrous Material: Percent Non-Fibrous Material:
None Detected None Detected 100

Lab No.: 7674047 **Analyst Observation:** White/Black Shingle **Location:**
Client No.: OH45652-117 **Client Description:** **Facility:**
Percent Asbestos: Percent Non-Asbestos Fibrous Material: Percent Non-Fibrous Material:
None Detected 20 Synthetic 80

Please refer to the Appendix of this report for further information regarding your analysis.

Date Received: 9/20/2023
Date Analyzed: 09/22/2023
Signature: 
Analyst: Tiffany Lowe

Approved By: 
Frank E. Ehrenfeld, III
Laboratory Director

CERTIFICATE OF ANALYSIS

Client: EA Group
7118 Industrial Park
Mentor OH 44060

Report Date: 9/22/2023
Report No.: 689899 - PLM
Project: OH45652
Project No.: 2309-152

Client: EAG482

PLM BULK SAMPLE ANALYSIS SUMMARY

Lab No.: 7674047(L2)
Client No.: OH45652-117

Analyst Observation: Black Tar
Client Description:

Location:
Facility:

Percent Asbestos:
None Detected

Percent Non-Asbestos Fibrous Material:
None Detected

Percent Non-Fibrous Material:
100

Lab No.: 7674047(L3)
Client No.: OH45652-117

Analyst Observation: Black Roof Material
Client Description:

Location:
Facility:

Percent Asbestos:
None Detected

Percent Non-Asbestos Fibrous Material:
20 Fibrous Glass

Percent Non-Fibrous Material:
80

Lab No.: 7674047(L4)
Client No.: OH45652-117

Analyst Observation: Black Roof Material
Client Description:

Location:
Facility:

Percent Asbestos:
None Detected

Percent Non-Asbestos Fibrous Material:
10 Cellulose

Percent Non-Fibrous Material:
90

Lab No.: 7674048
Client No.: OH45652-118

Analyst Observation: White/Black Shingle
Client Description:

Location:
Facility:

Percent Asbestos:
None Detected

Percent Non-Asbestos Fibrous Material:
20 Synthetic

Percent Non-Fibrous Material:
80

Lab No.: 7674048(L2)
Client No.: OH45652-118

Analyst Observation: Black Tar
Client Description:

Location:
Facility:

Percent Asbestos:
None Detected

Percent Non-Asbestos Fibrous Material:
None Detected

Percent Non-Fibrous Material:
100

Lab No.: 7674048(L3)
Client No.: OH45652-118

Analyst Observation: Black Roof Material
Client Description:

Location:
Facility:

Percent Asbestos:
None Detected

Percent Non-Asbestos Fibrous Material:
20 Fibrous Glass

Percent Non-Fibrous Material:
80

Please refer to the Appendix of this report for further information regarding your analysis.

Date Received: 9/20/2023
Date Analyzed: 09/22/2023
Signature:
Analyst: Tiffany Lowe

Approved By:
Frank E. Ehrenfeld, III
Laboratory Director

CERTIFICATE OF ANALYSIS

Client: EA Group 7118 Industrial Park Mentor OH 44060	Report Date: 9/22/2023 Report No.: 689899 - PLM Project: OH45652 Project No.: 2309-152
Client: EAG482	

PLM BULK SAMPLE ANALYSIS SUMMARY

Lab No.: 7674048(L4) Client No.: OH45652-118	Analyst Observation: Black Roof Material Client Description:	Location: Facility:
<u>Percent Asbestos:</u> <i>None Detected</i>	<u>Percent Non-Asbestos Fibrous Material:</u> 10 Cellulose	<u>Percent Non-Fibrous Material:</u> 90
Lab No.: 7674048(L5) Client No.: OH45652-118	Analyst Observation: Brown Insulation Client Description:	Location: Facility:
<u>Percent Asbestos:</u> <i>None Detected</i>	<u>Percent Non-Asbestos Fibrous Material:</u> 80 Cellulose	<u>Percent Non-Fibrous Material:</u> 20
Lab No.: 7674049 Client No.: OH45652-119	Analyst Observation: Black Roof Material Client Description:	Location: Facility:
<u>Percent Asbestos:</u> <i>None Detected</i>	<u>Percent Non-Asbestos Fibrous Material:</u> 25 Cellulose	<u>Percent Non-Fibrous Material:</u> 75
Lab No.: 7674050 Client No.: OH45652-120	Analyst Observation: Black Roof Material Client Description:	Location: Facility:
<u>Percent Asbestos:</u> <i>None Detected</i>	<u>Percent Non-Asbestos Fibrous Material:</u> 25 Cellulose	<u>Percent Non-Fibrous Material:</u> 75

Please refer to the Appendix of this report for further information regarding your analysis.

Date Received: 9/20/2023
Date Analyzed: 09/22/2023
Signature: *Tiffany Lowe*
Analyst: Tiffany Lowe

Approved By: *Frank E. Ehrenfeld, III*
Frank E. Ehrenfeld, III
Laboratory Director

CERTIFICATE OF ANALYSIS

Client: EA Group
7118 Industrial Park
Mentor OH 44060

Report Date: 9/22/2023
Report No.: 689899 - PLM
Project: OH45652
Project No.: 2309-152

Client: EAG482

Appendix to Analytical Report

Customer Contact: Mike Herbert

Method: 40 CFR Appendix E to Subpart E of Part 763, interim method for the Determination of Asbestos in Bulk Insulation Samples, USEPA 600, R93-116 and NYSDOH ELAP 198.1 as needed.

This appendix seeks to promote greater understanding of any observations, exceptions, special instructions, or circumstances that the laboratory needs to communicate to the client concerning the above samples. The information below is used to help promote your ability to make the most informed decisions for you and your customers. Please note the following points of contact for any questions you may have.

iATL Customer Service: customerservice@iatl.com

iATL Office Manager: wchampion@iatl.com

iATL Account Representative: Semih Kocahasan

Sample Login Notes: See Batch Sheet Attached

Sample Matrix: Bulk Building Materials

Exceptions Noted: See Following Pages

General Terms, Warrants, Limits, Qualifiers:

General information about iATL capabilities and client/laboratory relationships and responsibilities are spelled out in iATL policies that are listed at www.iATL.com and in our Quality Assurance Manual per ISO 17025 standard requirements. The information therein is a representation of iATL definitions and policies for turnaround times, sample submittal, collection media, blank definitions, quantification issues and limit of detection, analytical methods and procedures, sub-contracting policies, results reporting options, fees, terms, and discounts, confidentiality, sample archival and disposal, and data interpretation.

iATL warrants the test results to be of a precision normal for the type and methodology employed for each sample submitted. iATL disclaims any other warrants, expressed or implied, including warranty of fitness for a particular purpose and warranty of merchantability. iATL accepts no legal responsibility for the purpose for which the client uses test results. Any analytical work performed must be governed by our Standard Terms and Conditions. Prices, methods and detection limits may be changed without notification. Please contact your Customer Service Representative for the most current information.

This confidential report relates only to those item(s) tested and does not represent an endorsement by NIST-NVLAP, AIHA LAP LLC, or any agency of local, state or province governments nor of any agency of the U.S. government.

This report shall not be reproduced except in full, without written approval of the laboratory.

Information Pertinent to this Report:

Analysis by US EPA 600 93-116: Determination of Asbestos in Bulk Building Materials by Polarized Light Microscopy (PLM).

Certifications:

- NIST-NVLAP No. 101165-0
- NYSDOH-ELAP No. 11021
- AIHA-LAP, LLC No. 100188

Quantification at <0.25% by volume is possible with this method. (PC) Indicates Stratified Point Count Method performed. (PC-Trace) means that asbestos was detected but is not quantifiable under the Point Counting regimen. PC Trace represents a <0.25% amount. Analysis includes all distinct separable layers in accordance with EPA 600 Method. If not reported or otherwise noted, layer is either not present or the client has specifically requested that it not be analyzed (ex. analyze until positive instructions). Small asbestos fibers may be missed by PLM due to resolution limitations of the optical microscope. Therefore, PLM is not consistently reliable in detecting asbestos in non-friable organically bound (NOB) materials. Quantitative transmission electron microscopy (TEM) is currently the only method that can pronounce materials as non-asbestos containing.

Analytical Methodology Alternatives: Your initial request for analysis may not have accounted for recent advances in regulatory requirements or advances in technology that are routinely used in similar situations for other qualified projects. You may have the option to explore additional analysis for further information. Below are a few options, listed as the matrix followed by the appropriate methodology. Also included are links to more information on our website.

Bulk Building Materials that are Non-Friable Organically Bound (NOB) by Gravimetric Reduction techniques employing PLM and TEM: ELAP 198.6 (PLM-NOB), ELAP 198.4 (TEM-NOB) See additional information at the end of this appendix.

CERTIFICATE OF ANALYSIS

Client: EA Group
7118 Industrial Park
Mentor OH 44060

Report Date: 9/22/2023
Report No.: 689899 - PLM
Project: OH45652
Project No.: 2309-152

Client: EAG482

Loose Fill Vermiculite Insulation, Attic Insulation, Zonolite (copyright), etc.: US EPA 600 R-4/004 (multi-tiered analytical process)
Sprayed On Insulation/Fireproofing with Vermiculite (SOF-V): ELAP 198.8 (PLM-SOF-V)

Soil, sludge, sediment, aggregate, and like materials analyzed for asbestos or other elongated mineral particles (ex. erionite, etc.): ASTM D7521, CARB 435, and other options available

Asbestos in Surface Dust according to one of ASTM's Methods (very dependent on sampling collection technique – by TEM): ASTM D 5755, D5756, or D6480

Various other asbestos matrices (air, water, etc.) and analytical methods are available.

Disclaimers / Qualifiers:

There may be some samples in this project that have a "NOTE:" associated with a sample result. We use added disclaimers or qualifiers to inform the client about something that requires further explanation. Here is a list with highlighted disclaimers that may be pertinent to this project. For a full explanation of these and other disclaimers, please inquire at customerservice@iatl.com.

- 1) Note: No mastic provided for analysis.
- 2) Note: Insufficient mastic provided for analysis.
- 3) Note: Insufficient material provided for analysis.
- 4) Note: Insufficient sample provided for QC reanalysis.
- 5) Note: Different material than indicated on Sample Log / Description.
- 6) Note: Sample not submitted.
- 7) Note: Attached to asbestos containing material.
- 8) Note: Received wet.
- 9) Note: Possible surface contamination.
- 10) Note: Not building material. 1% threshold may not apply.
- 11) Note: Recommend TEM-NOB analysis as per EPA recommendations.
- 12) Note: Asbestos detected but not quantifiable.
- 13) Note: Multiple identical samples submitted, only one analyzed.
- 14) Note: Analyzed by EPA 600/R-93/116. Point Counting detection limit at 0.080%.
- 15) Note: Analyzed by EPA 600/R-93/116. Point Counting detection limit at 0.125%.
- 16) Note: This sample contains >10% vermiculite mineral. See Appendix for Recommendations for Vermiculite Analysis.

Recommendations for Vermiculite Analysis:

Several analytical protocols exist for the analysis of asbestos in vermiculite. These analytical approaches vary depending upon the nature of the vermiculite mineral being tested (e.g. un-processed gange, homogeneous exfoliated books of mica, or mixed mineral composites). Please contact your client representative for pricing and turnaround time options available.

iATL recommends initial testing using the EPA 600/R-93/116 method. This method is specifically designed for the analysis of asbestos in bulk building materials. It provides an acceptable starting point for primary screening of vermiculite for possible asbestos.

Results from this testing may be inconclusive. EPA suggests proceeding to a multi-tiered analysis involving wet separation techniques in conjunction with PLM and TEM gravimetric analysis (EPA 600/R-04/004).

For New York State customers, NYSDOH requires disclaimers and qualifiers for various vermiculite containing samples that direct analysis via ELAP198.6 and ELAP198.8 for samples that contain >10% vermiculite mineral where ELAP198.6 may be used to evaluate the asbestos content of the material. However, any test result using ELAP198.6 will be reported with the following disclaimer: "ELAP198.6 method does not remove vermiculite and may underestimate the level of asbestos present in a sample containing >10% vermiculite."

Further information on this method and other vermiculite and asbestos issues can be found at the following: Agency for Toxic Substances and Disease Registry (ATSDR) www.atsdr.cdc.gov, United States Geological Survey (USGS) www.minerals.usgs.gov/minerals/, US EPA www.epa.gov/asbestos. The USEPA also has an informative brochure "Current Best Practices for Vermiculite Attic Insulation" EPA 747F03001 May 2003, that may assist the health and remediation professional. NYS customers please follow current NYSDOH ELAP requirements per policy on subject of surfacing and vermiculite, May 6, 2016, Testing Requirements for Surfacing Material Containing Vermiculite (https://www.wadsworth.org/sites/default/files/WebDoc/I198_8_02_2.pdf)

The following is a summary of the analytical process outlines in the EPA 600/R-04/004 Method:

- 1) **Analytical Step/Method:** Initial Screening by PLM, EPA 600R-93/116
Requirements/Comments: Minimum of 0.1 g of sample. ~0.25% for most samples.

CERTIFICATE OF ANALYSIS

Client: EA Group
7118 Industrial Park
Mentor OH 44060

Report Date: 9/22/2023
Report No.: 689899 - PLM
Project: OH45652
Project No.: 2309-152

Client: EAG482

2)**Analytical Step/Method:** Wet Separation by PLM Gravimetric Technique, EPA R-04/004
Requirements/Comments: Minimum 50g** of dry sample. Analysis of "Sinks" only.

3)**Analytical Step/Method:** Wet Separation by PLM Gravimetric Technique, EPA R-04/004
Requirements/Comments: Minimum 50g** of dry sample. Analysis of "Floats" only.

4)**Analytical Step/Method:** Wet Separation by TEM Gravimetric Technique, EPA R-04/004
Requirements/Comments: Minimum 50g** of dry sample. Analysis of "Sinks" only.

5)**Analytical Step/Method:** Wet Separation by TEM Gravimetric Technique, EPA R-04/004
Requirements/Comments: Minimum 50g** of dry sample. Analysis of "Suspension" only.

*With advance notice and confirmation by the laboratory.

**Approximately 1 Liter of sample in double-bagged container (~9x6 inch bag of sample).

New York State Department of Health requires that samples originating from NYS that they categorize as Non-friable Organically Bound materials can only be confirmed as None Detected for asbestos by method 198.4. See the table below for a list of those materials. (ENVIRONMENTAL LABORATORY APPROVAL PROGRAM CERTIFICATION MANUAL - ITEM No. 198.1, Revision Date 5/6/16)

*Asphalt Shingles, Caulking, Ceiling Tiles with Cellulose, Duct Wrap, Glazing, Mastic, Paint Chips, Resilient Floor Tiles, Rubberized Asbestos Gaskets, Siding Shingles, Vinyl Asbestos Tile, NOB materials (other than SM-V) with <10% vermiculite, Any material (Friable or NOB other than SM-V) with >10% vermiculite.

Statistically derived uncertainty with any measure should be taken into consideration when reviewing and interpreting all reported data and results. A more comprehensive listing of accuracy, precision, and uncertainty as it impacts this method is available upon request.

RUSH

152

1062

FIELD REQUEST FOR LABORATORY ANALYSIS

Company Name: CT Consultants

Address: _____

Attention: Bill Gallagher

Customer Number: 0901336

Telephone: _____

Results Needed By:	<u>9.27.23</u>
Normal: _____	RUSH: <u>2 DAY 1A7L</u>
Priority: _____	(confirm w/ lab)
Date: _____	Time: _____

Fax No: _____

e-mail: _____

Sampled by: C. Falatrc

Project Name: 99+125 Erie St Pre-Demo Survey Project Number OH 45652

Rush Authorized by: _____ Project Category: ASB

Special Billing/Reporting: _____

Is this a VAP project requiring VAP lab analysis? Yes _____ No X

Internal Contact: Bowen

CHAIN OF CUSTODY

Relinquished by		Received by	
Name	Date/Time	Name	Date/Time
<u>Cory Palatka</u>	<u>09/19/23</u> <u>1515</u>	<u>M. Bowen</u>	<u>9/19/23</u> <u>830</u>



CT Consultants, Inc.
8150 Sterling Ct.
Mentor, OH 44060
Bill Gallagher

Client Project: 99 & 125 Erie St. Pre-demo Survey

EA Group Workorder Number: 230900148

Received on September 18, 2023

The following analytical report contains results as requested for samples as received by EA Group. The results included in this report have been reviewed for compliance with the analytical methods indicated in this report. All data has been found to be compliant with accepted laboratory protocol, except as noted in the QC narrative. Industrial hygiene reports, air and/or surface concentrations results are based upon sampling information provided by the client. Analyst initials of REF indicate analysis performed at a subcontract facility.

If you have questions, comments or require further assistance regarding this report, please contact your client services representative or one of the individuals listed below.

Data or reporting:

Debbie Lauer - Lab Manager
dlauer@eagroupohio.com

Sample tracking, supplies:

Sample Receiving
sreceiving@eagroupohio.com

Invoice Related:

Bonnie Renbarger - Office Manager
brenbarger@eagroupohio.com

Reproduction of this report is prohibited except in its entirety. Unless noted, soil, sludge and sediment results are reported on dry weight basis. The "Sample Reporting Limit" is based on the method used for analysis and does not refer to any regulatory limit. These results relate only to the items tested.



Laboratory Analytical Report

CT Consultants, Inc.

8150 Sterling Ct.

Mentor, OH 44060

Attention:
Bill Gallagher

Client Project:

99 & 125 Erie St. Pre-demo Survey

OH45652

EA Group Workorder:

2309-00148

Deborah L. Lauer
Laboratory Manager

September 26, 2023



EA GROUP

Environmental Analysis
and Management

Sample Receive Date 9/18/2023

Sample Listing

<u>EAG</u> <u>Sample Identification</u>	<u>Client</u> <u>Sample Identification</u>	<u>EAG</u> <u>Sample Identification</u>	<u>Client</u> <u>Sample Identification</u>
----- 230900148 - 003	----- OH45652-T-03	----- 230900148 - 004	----- OH45652-T-04



EA GROUP

Environmental Analysis
and Management

Project Narrative 2309-00148

All analyses performed by EA Group were done using established laboratory SOPs. Management has reviewed the data for compliance with the laboratory QA/QC plan and data have been found to be compliant with the laboratory protocols unless otherwise noted below. All results listed for this report relate only to the samples submitted on this work order.

The temperature of the sample(s) upon receipt was 22°C.

Misc. QC Comments

Percent Moisture is used to report results on a dry weight basis.

When necessary, reporting limits of individual samples may be raised due to high concentration of interfering compounds or target analytes, or quantity of sample available for analysis.

pH method note: If this analysis was performed in the laboratory, it may not meet the "immediate analysis" requirement that applies to most wastewater monitoring samples. In such cases, analysis for pH should be done at the time of sampling.

The results listed in this report relate only to the samples submitted to EA Group per the chain of custody.

Data Flag Table

B	The method blank contained a standard laboratory contaminant (Methylene Chloride, Acetone, Hexane, Phthalates, etc.) above the standard laboratory method detection limit. If the analyte is present in the sample at a concentration up to ten times the blank level, the result is reported with a "B" indicating method blank contamination. Samples will be reported without a "B" if the analyte concentration in the sample is greater than ten times the blank level.
E	An analytical result marked with an "E" indicates the result reported is above the high end limit of the calibration curve and should be considered an estimated concentration.
DIL	Due to matrix interference or high analyte concentration, a dilution was required. The spikes and/or surrogates results could not be quantitated and therefore marked "DIL".
J	An analytical result marked with a "J" indicates the result reported was below the standard reporting limit and above the method detection limit. As the observed level approaches the MDL there is an increasing probability of a false positive response.
MI	Analytical results marked as "MI" indicate that due to inherent matrix interference, the result could not be quantitated.
#	Results flagged "#" indicate the reported result may be outside allowable permit levels as provided by the client, when applicable.
NA	A result or field marked as "NA" indicates that it was not applicable for this project.
Q	A quality control result flagged with a "Q" indicates the percent recovery was outside the acceptable range as determined by the laboratory.

** Positive results for this analyte represent a probable combination of 3-Methylphenol (m-Cresol) and 4-Methylphenol (p-Cresol).



EAG Workorder: 2309-00148

Client Project: 99 & 125 Erie St. Pre-demo Survey

Client ID: OH45652-T-03

Date/Time Sampled: 9/08/2023 / 00

Received: 9/18/2023

EAG ID: 2309-00148-3

<u>Parameter</u>	<u>CAS #</u>	<u>Result</u>	<u>Reporting Limit</u>	<u>Units</u>	<u>Prep Date</u>	<u>Analysis Date</u>	<u>Time</u>	<u>Analyst</u>
Lead, TCLP: SW846-6010B	7439-92-1	0.228	0.10	mg/liter	9/22/2023	9/25/2023		CMB
SW846 1311: TCLP Extraction		Complete				9/20/2023		CMB

Client ID: OH45652-T-04

Date/Time Sampled: 9/08/2023 / 00

Received: 9/18/2023

EAG ID: 2309-00148-4

<u>Parameter</u>	<u>CAS #</u>	<u>Result</u>	<u>Reporting Limit</u>	<u>Units</u>	<u>Prep Date</u>	<u>Analysis Date</u>	<u>Time</u>	<u>Analyst</u>
Lead, TCLP: SW846-6010B	7439-92-1	<0.10	0.10	mg/liter	9/22/2023	9/25/2023		CMB
SW846 1311: TCLP Extraction		Complete				9/20/2023		CMB



2309-00148

Listed below are the TCLP regulatory limits. If you have any questions regarding the results or the regulatory limits, please contact Client Services. Source: 40CFR 261.

TCLP Metals:	mg/liter	TCLP Volatiles:	mg/liter
Arsenic	5.0	Benzene	0.5
Barium	100.0	Carbontetrachloride	0.5
Cadmium	1.0	Chlorobenzene	100.0
Chromium	5.0	Chloroform	6.0
Lead	5.0	1,2-Dichloroethane	0.5
Mercury	0.2	1,1-Dichloroethene	0.7
Selenium	1.0	Methyl ethyl ketone	200.0
Silver	5.0	Tetrachloroethene	0.7
		Trichloroethene	0.5
		Vinyl Chloride	0.2
TCLP Semi-volatiles:	mg/liter	TCLP Pesticides:	mg/liter
1,4-Dichlorobenzene	7.5	Chlordane	0.03
2,4-Dinitrotoluene	0.13	Endrin	0.02
Hexachlorobenzene	0.13	Heptachlor	0.008
Hexachlorobutadiene	0.5	Heptachlor Epoxide	0.008
Hexachloroethane	3.0	Lindane	0.4
Nitrobenzene	2.0	Methoxychlor	10.0
Pyridine	5.0	Toxaphene	0.5
o-Cresol	200.0	TCLP Herbicides:	mg/liter
m-Cresol	200.0	2,4-D	10.0
p-Cresol	200.0	2,4,5-TP (Silvex)	1.0
Cresol (total)	200.0		
Pentachlorophenol	100.0		
2,4,5-Trichlorophenol	400.0		
2,4,6-Trichlorophenol	2.0		
Characterization Parameters:	Acceptable limits		
Corrosivity	2-12.5 pH units		
Flashpoint	>140 degrees F		
Ignitability (solid burn rate)	<2.2 mm/second		
Reactive Cyanide*	<250 mg/kg		
Reactive Sulfide*	<500 mg/kg		

* EA Group uses the industry standard for the analysis of reactivity. However, the EPA has withdrawn guidance concerning this method. Further evaluation may be required to determine whether a waste is 'reactive'. The generator should contact the waste handler or the EPA for further guidance.

148

FIELD REQUEST FOR LABORATORY ANALYSIS

Company Name: CT Cons. Hants

Address: _____

Attention: Bill Gallagher

Customer Number: 0901336

Telephone: _____

e-mail(s): _____

Sampled by: C. Falatice

Project Name: 99+125 Erie St. Pre-Demo Survey

Project Number OH 45652

Rush Authorized by: _____

Project Category: EMW

Special Billing/Reporting: _____

Is this a VAP project requiring VAP lab analysis? YES

Is this a BUSTSR project requiring BUSTR lab analysis? YES

Internal Contact: _____

CHAIN OF CUSTODY

Relinquished by

Received by

Name Cory Palatice Date/Time 09/18/23 530

Name M. Coenen Date/Time 9/19/23 830



EA GROUP

Environmental Analysis
and Management

November 27, 2023

Mr. Bill Gallagher
CT Consultants, Inc.
8150 Sterling Court
Mentor, Ohio 44060

RE: **Pre-Demolition Hazardous Materials Assessment**
Former Apartment Structure, 199-209 North St. Clair Street, Painesville, Ohio
OH45754

Description of Work

EA Group, Mentor, Ohio was contracted by CT Consultants, Inc. to conduct a pre-demolition hazardous materials assessment for the former apartment structure at 199-209 North St. Clair Street in Painesville, Ohio. The assessment activities included a survey for asbestos-containing materials (ACMs); representative sampling of various painted and unpainted building components that would become “demolition debris” for waste characterization purposes (toxicity characteristic leaching procedure [TCLP] for lead); an inventory of non-incandescent lighting and other “universal waste” materials, stored chemicals in large quantities and regulated refrigerants; and, a visual assessment for the presence of underground and above ground storage tanks. This report provides the results of the pre-demolition hazardous materials assessment.

Assessment and sampling activities were performed by EA Group representative Michael Kovell from October 31 to November 2, 2023.

Asbestos Survey

EA Group’s licensed Asbestos Hazard Evaluation Specialist Michael Kovell, ES34424, inspected the structure, developed sampling strategies, and procured bulk samples of suspect ACM from October 31 to November 2, 2023. Homogeneous Groups of suspect ACM are identified on the *Asbestos Inspection Data Sheet* forms in Appendix A. Classification of any positively identified or assumed ACM has been made per National Emission Standards for Hazardous Air Pollutants (NESHAP) regulations, with notations for compliance with Occupational Safety and Health Administration (OSHA) regulations, if and where applicable. Room/area designations and sampling locations for the survey are provided on the attached schematics.

Objective and Limitations of the Inspection

The objective of this survey was to identify and sample suspect ACM associated with the former apartment structure and associated detached garage at 199-209 North St. Clair Street in Painesville, Ohio, which are planned for demolition, pursuant to NESHAP and OSHA regulations.



November 27, 2023

CT Consultants, Inc.

Pre-Demolition Hazardous Materials Assessment

Former Apartment Structure, 199-209 North St. Clair Street, Painesville, Ohio
OH45754

Page 2

Until such time as foundation demolition proceeds, some suspect materials may not be revealed, including but not limited to foundation waterproofing. If encountered during demolition, this type of material should be sampled to determine if it requires handling as ACM. If sampled and determined to be ACM, substantial additional costs may be incurred.

Core drilling through concrete slabs was conducted by Precision Pro-Cut to determine if suspect ACM vapor barriers existed. No vapor barriers were identified for 199-209 North St. Clair Street, including the detached garage structure.

GENERAL LIMITATIONS

1. EA Group cannot guarantee that all ACM has been identified by this assessment.
2. Additional asbestos materials, not previously identified or quantified, are frequently encountered during renovation or demolition.
3. Actual quantities of asbestos material may vary from any estimates provided in EA Group's report due to identification of additional materials and difficulties in quantifying hidden or inaccessible materials.
4. Prior to demolition or renovation of any structure or equipment, suspect materials that were previously inaccessible or excluded from sampling should be sampled and analyzed for asbestos.

Asbestos Analysis

The bulk samples were analyzed by polarized light microscopy for asbestos content at or through the Laboratory Division of EA Group, which is accredited by the National Institute of Standards and Technology – National Voluntary Laboratory Accreditation Program. The United States Environmental Protection Agency requires all materials containing greater than one percent asbestos by weight to be considered asbestos-containing materials. Composite or layered analyses were performed, depending on the nature of the material, with additional analysis (point-counting) if an initial analysis indicated less than 10% asbestos. In all cases that at least one sample from a homogeneous group [Group] was determined to be ACM, the Group as a whole is considered ACM, regardless of the results for any other samples from that Group. The scope of analytical work may also have included the provision that once one sample from a Group was determined to be ACM, the Group was considered confirmed ACM and analysis of any remaining samples from that Group was not required to be performed. Analytical results are provided in Appendix B.



November 27, 2023

CT Consultants, Inc.

Pre-Demolition Hazardous Materials Assessment

Former Apartment Structure, 199-209 North St. Clair Street, Painesville, Ohio
OH45754

Page 3

Results of Asbestos Analysis

The materials that were sampled as suspect and were determined to contain regulated amounts of asbestos are identified in Table 1, which also include materials determined to be non-ACM, at least by EPA definition, and any assumed ACMs, which were limited to potential foundation waterproofing and roofing materials, which were not scheduled to be sampled.

Estimated removal costs for the identified and assumed ACMs, based on currently known or estimated quantities, are provided in Table 2, attached. If encountered during demolition, foundation waterproofing should be sampled to determine proper handling procedures. Cost estimates do not include the potential for ACM foundation waterproofing, and could be substantial.

Any activities that involve the handling or disturbance of ACM should be carried out by a licensed abatement contractor or other appropriately trained personnel in accordance with all applicable regulations.

Characterization of “Demolition Debris”

Representative subsamples of various painted and unpainted building components that would become “demolition debris” were secured from the original structure, each addition and the detached garage. The samples were analyzed by the Laboratory Division of EA Group according to TCLP protocol for lead. The results for the analysis are provided in Table 3, attached, and detailed in the laboratory report in Appendix B.

As shown in Table 3, two of the samples at 199-209 North St. Clair Street contained a detectable concentration of extractable lead by TCLP protocol, but not at a concentration that would classify it as hazardous waste. On this basis, the “demolition debris-type” materials would not be considered to exhibit the characteristic of a hazardous waste due to lead toxicity.

Non-Incandescent Lighting and “Universal Waste” Materials

The buildings were inspected for various universal waste-type materials that would need to be addressed prior to or as part of demolition activities. These consisted of non-incandescent lighting fixtures (fluorescent lamps and potential polychlorinated biphenyl [PCB] ballasts); suspect mercury-containing equipment (MCE) (e.g., thermostats, switches); and emergency lighting/exit signs, which typically house lead-containing rechargeable batteries [gel cells, sealed lead-acid].



November 27, 2023

CT Consultants, Inc.

Pre-Demolition Hazardous Materials Assessment

Former Apartment Structure, 199-209 North St. Clair Street, Painesville, Ohio
OH45754

Page 4

Commercial entities that can manage or assist with managing these types of materials can be found at the new/revised Ohio EPA website “<https://recyclesearch.com/profile/ohioepa-recycling-directory>”.

At 199-209 North St. Clair Street, including the detached garage, a total of approximately eight eight-foot lamps and six four-foot lamps, with an estimated total of seven ballasts, were noted. If the fixtures cannot be reused, they should all be provided for reclamation because of the mercury in the lamps and possible PCBs in the ballasts. One mercury containing thermostat was observed within Apartment 201 Upper. other No MCE, exit signs or emergency lighting units were identified. One empty 55-gallon blue plastic drum labeled as “Aerodet, Heavy Duty Cleaner” was observed within the Basement under Apartment 203 Lower. Several quart, gallon, and five-gallon containers of latex paint were observed in the Garage, Apartment 207, and Basement under Apartment 203. Dozens of pill bottles were observed in the bathroom of Apartment 207. Household quantities of maintenance chemicals were noted, which should be relocated for use or properly disposed.

Regulated Refrigerants

The structures were inspected for the presence of refrigerant sources that may contain regulated chlorofluorocarbons (CFCs). A total of two window-mounted A/C units and three refrigerators were identified. These items may contain regulated CFC refrigerant that would require special handling (extraction of CFCs) if the items are to be disposed.

Inspection for Underground Storage Tanks (USTs) and Above Ground Storage Tanks (ASTs)

No evidence of USTs (e.g., fill pipes, vent pipes) were observed on the property. No USTs were found to be registered to the either property address according to the State Fire Marshal Bureau of Underground Storage Tank Regulations (BUSTR) Ohio Tank Tracking and Environmental Regulations (OTTER) database. Two 350-gallon ASTs were observed in the Basement under Apartment 203. Both ASTs appear empty, are disconnected, and were likely used to store fuel oil for heating. These should be addressed prior to or during the course of demolition.



November 27, 2023

CT Consultants, Inc.

Pre-Demolition Hazardous Materials Assessment

Former Apartment Structure, 199-209 North St. Clair Street, Painesville, Ohio

OH45754

Page 5

If you have any questions or concerns regarding the above information, please contact the undersigned. Thank you for consulting EA Group.

Sincerely,

EA Group

Timothy S. Bowen,
Vice President/Technical Director

Michael J. Kovell,
ES34424

Table 1 Summary of Results - Former Apartment Structure, 199-209 North St. Clair Street, Painesville, Ohio

Group	ID # OH45754	MATERIAL DESCRIPTION	Material Type	RESULT
A	01	Drywall System	M/NF2	0
A	02	Drywall System	M/NF2	0
B	Assumed	Roofing Shingles	M/NF1	[+]
C	03	Drywall System	M/NF2	0
C	04	Drywall System	M/NF2	0
D	05	Drywall System w/ Lt Text (Ceiling)	M/NF2	0
D	06	Drywall System w/ Lt Text (Ceiling)	M/NF2	0
E	07	Drywall System w/ Swirl	M/NF2	0
E	08	Drywall System w/ Swirl	M/NF2	0
F	09	Sink Bottom Coating; Gray	M/NF2	0
F	10	Sink Bottom Coating; Gray	M/NF2	0
G	11	Linoleum Flooring; Gray Wood Pattern	M/NF1	0
G	12	Linoleum Flooring; Gray Wood Pattern	M/NF1	0
H	13	Linoleum Flooring; Gray Stone Pattern	M/NF1	0
H	14	Linoleum Flooring; Gray Stone Pattern	M/NF1	0
I	15	Linoleum Flooring; Brown Wood Pattern	M/NF1	0
I	16	Linoleum Flooring; Brown Wood Pattern	M/NF1	0
J	17	Linoleum Flooring; White w/ Blue Square	M/NF1	0
J	18	Linoleum Flooring; White w/ Blue Square	M/NF1	0
K	19	4" Cove Base & mastic; Lt Gray	M/NF1	0
K	20	4" Cove Base & mastic; Lt Gray	M/NF1	0
L	21	Loose Fill Insulation	T	0
L	22	Loose Fill Insulation	T	0
L	23	Loose Fill Insulation	T	0
M	24	12"x12" Floor Tile; Lt Gray/Dk Gray Square Pattern	M/NF1	0
M	25	12"x12" Floor Tile; Lt Gray/Dk Gray Square Pattern	M/NF1	0
N	26	Flooring w/ mastic; Black	M/NF1	[+][FT]
N	27	Flooring w/ mastic; Black	M/NF1	[+][FT]
O	28	12"x12" Floor Tile; Off-White w/ Flower Pattern	M/NF1	0
O	29	12"x12" Floor Tile; Off-White w/ Flower Pattern	M/NF1	0
P	30	Flooring w/ mastic; Black & Gray	M/NF1	[+]
P	31	Flooring w/ mastic; Black & Gray	M/NF1	[+]
Q	32	Heavy Textured Plaster; Ceiling	M/NF2	[+],B
Q	33	Heavy Textured Plaster; Ceiling	M/NF2	0
Q	34	Heavy Textured Plaster; Ceiling	M/NF2	0
R	35	Plaster; Wall	M/NF2	0
R	36	Plaster; Wall	M/NF2	0
R	37	Plaster; Wall	M/NF2	0
S	38	Drywall System	M/NF2	0
S	39	Drywall System	M/NF2	0

Table 1 Summary of Results - Former Apartment Structure, 199-209 North St. Clair Street, Painesville, Ohio

Group	ID # OH45754	MATERIAL DESCRIPTION	Material Type	RESULT
T	40	Drywall System w/ Stippling	M/NF2	0
T	41	Drywall System w/ Stippling	M/NF2	0
U	42	Drywall System	M/NF2	0
U	43	Drywall System	M/NF2	0
V	44	12"x12" Floor Tile & mastic; Star Pattern	M/NF1	0
V	45	12"x12" Floor Tile & mastic; Star Pattern	M/NF1	0
W	46	Plaster; Ceiling	M/NF2	0
W	47	Plaster; Ceiling	M/NF2	0
W	48	Plaster; Ceiling	M/NF2	0
X	49	Ceramic Tile Adhesive	M/NF2	0
X	50	Ceramic Tile Adhesive	M/NF2	0
Y	51	Linoleum Flooring; White w/ Lt Brown Square	M/NF1	0
Y	52	Linoleum Flooring; White w/ Lt Brown Square	M/NF1	0
Z	53	Linoleum Flooring; Beige/Orange	M/NF1	[+]
Z	54	Linoleum Flooring; Beige/Orange	M/NF1	[+]
AA	55	12"x12" Floor Tile & mastic; Yellow	M/NF1	0
AA	56	12"x12" Floor Tile & mastic; Yellow	M/NF1	0
AB	57	Flooring; Pink	M/NF1	0
AB	58	Flooring; Pink	M/NF1	0
AC	59	Plaster; Ceiling w/ Swirl	M/NF2	0
AC	60	Plaster; Ceiling w/ Swirl	M/NF2	0
AC	61	Plaster; Ceiling w/ Swirl	M/NF2	0
AD	62	Plaster; Wall	M/NF2	0
AD	63	Plaster; Wall	M/NF2	0
AD	64	Plaster; Wall	M/NF2	0
AE	65	Linoleum Flooring; Beige w/ Pink & Blue	M/NF1	0
AE	66	Linoleum Flooring; Beige w/ Pink & Blue	M/NF1	0
AF	67	Sink Bottom Coating; Black	M/NF2	0
AF	68	Sink Bottom Coating; Black	M/NF2	0
AG	69	Plaster; Ceiling w/ Stippling	M/NF2	0
AG	70	Plaster; Ceiling w/ Stippling	M/NF2	0
AG	71	Plaster; Ceiling w/ Stippling	M/NF2	0
AH	72	Linoleum Flooring; Gray / Blue Octagon	M/NF1	0
AH	73	Linoleum Flooring; Gray / Blue Octagon	M/NF1	0
AI	74	Linoleum Flooring; Pink/Beige/Green	M/NF1	0
AI	75	Linoleum Flooring; Pink/Beige/Green	M/NF1	0
AJ	76	Linoleum Flooring; Brown Wood Pattern	M/NF1	0
AJ	77	Linoleum Flooring; Brown Wood Pattern	M/NF1	0
AK	78	Linoleum Flooring; Off-White w/ Lt Brown Squares	M/NF1	0
AK	79	Linoleum Flooring; Off-White w/ Lt Brown Squares	M/NF1	0

Table 1 Summary of Results - Former Apartment Structure, 199-209 North St. Clair Street, Painesville, Ohio

Group	ID # OH45754	MATERIAL DESCRIPTION	Material Type	RESULT
AL	80	12"x12" Floor Tile; Gray Stone Pattern	M/NF1	0
AL	81	12"x12" Floor Tile; Gray Stone Pattern	M/NF1	0
AM	82	Drywall System	M/NF2	0
AM	83	Drywall System	M/NF2	0
AN	84	Drywall System w/ Stippling	M/NF2	0
AN	85	Drywall System w/ Stippling	M/NF2	0
AO	86	Drywall System	M/NF2	0
AO	87	Drywall System	M/NF2	0
AP	88	Sink Bottom Coating; Pink	M/NF2	[+],B
AP	89	Sink Bottom Coating; Pink	M/NF2	([+])
AQ	90	Linoleum Flooring; Off-White	M/NF1	0
AQ	91	Linoleum Flooring; Off-White	M/NF1	0
AR	92	Linoleum Flooring; Multi-Color	M/NF1	0
AR	93	Linoleum Flooring; Multi-Color	M/NF1	0
AS	94	Linoleum Flooring; Wood Pattern	M/NF1	0
AS	95	Linoleum Flooring; Wood Pattern	M/NF1	0
AT	96	Flooring Mastic, residual	M/NF1	0
AT	97	Flooring Mastic, residual	M/NF1	0
AU	98	Drywall System	M/NF2	0
AU	99	Drywall System	M/NF2	0
AV	100	Drywall System w/ Stippling	M/NF2	0
AV	101	Drywall System w/ Stippling	M/NF2	0
AW	102	Linoleum Flooring; White w/ Blue/Green Squares	M/NF1	0
AW	103	Linoleum Flooring; White w/ Blue/Green Squares	M/NF1	0
AX	104	Linoleum Flooring; Off-White w/ Gray Speck Square Pattern	M/NF1	0
AX	105	Linoleum Flooring; Off-White w/ Gray Speck Square Pattern	M/NF1	0
AY	106	Linoleum Flooring; Off-White (Bathroom)	M/NF1	0
AY	107	Linoleum Flooring; Off-White (Bathroom)	M/NF1	0
AZ	108	Drywall System w/ Circle Pattern	M/NF2	0
AZ	109	Drywall System w/ Circle Pattern	M/NF2	0
BA	110	Flooring; Gray Wood Pattern	M/NF1	0
BA	111	Flooring; Gray Wood Pattern	M/NF1	0
BB	112	Flooring; Multi-Layer System	M/NF1	0
BB	113	Flooring; Multi-Layer System	M/NF1	0
BC	114	Flooring; Brown w/ Felt	M/NF1	0
BC	115	Flooring; Brown w/ Felt	M/NF1	0
BD	116	Drywall System	M/NF2	0
BD	117	Drywall System	M/NF2	0
BE	118	Drywall System w/ Stippling	M/NF2	0
BE	119	Drywall System w/ Stippling	M/NF2	0

Table 1 Summary of Results - Former Apartment Structure, 199-209 North St. Clair Street, Painesville, Ohio

Group	ID # OH45754	MATERIAL DESCRIPTION	Material Type	RESULT
BF	120	Plaster; Ceiling	M/NF2	0
BF	121	Plaster; Ceiling	M/NF2	0
BF	122	Plaster; Ceiling	M/NF2	0
BG	123	Plaster; Wall	M/NF2	0
BG	124	Plaster; Wall	M/NF2	0
BG	125	Plaster; Wall	M/NF2	0
BH	126	Flooring; Gray Wood Pattern	M/NF1	0
BH	127	Flooring; Gray Wood Pattern	M/NF1	0
BI	128	12"x12" Floor Tile; Brown	M/NF1	0
BI	129	12"x12" Floor Tile; Brown	M/NF1	0
BJ	130	Drywall System	M/NF2	0
BJ	131	Drywall System	M/NF2	0
BK	132	Drywall System w/ Stippling	M/NF2	0
BK	133	Drywall System w/ Stippling	M/NF2	0
BL	134	12"x12" Floor Tile; Brick Pattern	M/NF1	0
BL	135	12"x12" Floor Tile; Brick Pattern	M/NF1	0
BM	136	Sink Bottom Coating; Beige	M/NF2	0
BM	137	Sink Bottom Coating; Beige	M/NF2	0
BN	138	12"x12" Floor Tile; Stone & Brick Pattern	M/NF1	0
BN	139	12"x12" Floor Tile; Stone & Brick Pattern	M/NF1	0
BO	140	Flooring Felt	M/NF1	0
BO	141	Flooring Felt	M/NF1	0
BP	142	Duct Wrap	M/NF2	[+]
BP	143	Duct Wrap	M/NF2	([+])
BQ	144	Window Glazing	M/NF2	0
BQ	145	Window Glazing	M/NF2	0
BR	146	Door Caulking; 209	M/NF2	0
BR	147	Door Caulking; 209	M/NF2	0
BS	148	Door Caulking; 207	M/NF2	0
BS	149	Door Caulking; 207	M/NF2	0
BT	150	Door Caulking; 205	M/NF2	0
BT	151	Door Caulking; 205	M/NF2	0
BU	152	Door Caulking; 199/201 Front	M/NF2	0
BU	153	Door Caulking; 199/201 Front	M/NF2	0
BV	154	Window Caulking; Addition	M/NF2	0
BV	155	Window Caulking; Addition	M/NF2	0
BW	156	Window Caulking; Original Structure	M/NF2	0
BW	157	Window Caulking; Original Structure	M/NF2	0
BX	158	Door Caulking; 199/201 Upper	M/NF2	0
BX	159	Door Caulking; 199/201 Upper	M/NF2	0

Table 1 Summary of Results - Former Apartment Structure, 199-209 North St. Clair Street, Painesville, Ohio

Group	ID # OH45754	MATERIAL DESCRIPTION	Material Type	RESULT
BY	Assumed	Roofing Shingles	M/NF1	[+]
BZ	Assumed	Roof Flashing	M/NF1	[+]
CA	160	Plaster; Wall	M/NF2	0
CA	161	Plaster; Wall	M/NF2	0
CA	162	Plaster; Wall	M/NF2	0
CB	163	Plaster; Ceiling	M/NF2	0
CB	164	Plaster; Ceiling	M/NF2	0
CB	165	Plaster; Ceiling	M/NF2	0
CC	166	16"x16" Ceiling Tile Spline	M	0
CC	167	16"x16" Ceiling Tile Spline	M	0
CD	168	Window Glazing; 209 Front Door	M/NF2	0
CD	169	Window Glazing; 209 Front Door	M/NF2	0
CE	170	Window Glazing; 209 Back Door	M/NF2	0
CE	171	Window Glazing; 209 Back Door	M/NF2	0
CF	Assumed	Foundation Waterproofing	M/NF2	[+]

Group = Homogeneous Group identification

Material Type: S = Surfacing

T = Thermal System Insulation

M = Miscellaneous

NF1 = Non-Friable Category I

NF2 = Non-Friable Category II

Result: 0 = non-ACM

[+] = ACM

([+]) = one sample confirmed ACM, any remaining samples not required to be analyzed

B = verified by layering & point-counting

[+][FT] = Floor Tile ACM; Mastic non-ACM

**Table 3. Summary of Waste Characterization Analysis for Lead
 CT Consultants
 Former Apartment Structure, 199-209 North St. Clair Street, Painesville, Ohio**

November 2, 2023 Sampling

Sample ID OH45754-	Materials	TCLP Lead
110223- 01- Pb	199-209 North St. Clair Street, Garage, Demolition Debris	< 0.10
110223- 02- Pb	199-209 North St. Clair Street, Addition 207, Demolition Debris	0.104
110223- 03- Pb	199-209 North St. Clair Street, Addition 203, Demolition Debris	< 0.10
110223- 04- Pb	199-209 North St. Clair Street, Original Structure, Demolition Debris	2.34

TCLP = Toxicity Characteristic Leaching Procedure

Results for TCLP Lead expressed in milligrams per liter (mg/l).

‡ = concentration exceeds TCLP Hazardous Waste Characteristic

Demolition Debris sample composite of various painted/unpainted interior & exterior materials [concrete, plaster, drywall, etc.]



EA GROUP

Environmental Analysis
and Management

APPENDIX A

Asbestos Inspection Data Sheet(s)

General Sample Location Schematic(s)

ASBESTOS INSPECTION DATA SHEET KEY

Client and Project:	Information provided by either Work Order or Scope of Work
Building:	Name or address of building.
Functional Space:	A room, group of rooms, or homogeneous area designated by the inspector to prepare management plans, design abatement projects, or conduct response actions.
Location:	Location of homogeneous material being sampled or occurrence of homogeneous material.
Group:-	An arbitrary designation (number or letter) assigned to each homogeneous material (material that is uniform in color and texture, serves the same function, and was installed at the same time) encountered during sampling.
ID #:	A sample number assigned by the inspector which begins with the work order number (OHXXXXX) at the top of the column and then a unique sample number for each sample. May include an additional suffix (e.g., building ID, sampling date).
Material Description:	Distinguishing characteristics that may include system type, function, size, color, shape etc.
Quantity:	Defined as square feet (SF) [default], linear feet (LF), or individual number of fittings or miscellaneous items, each (EA)
Material Type:	Abbreviations provided on the form as: S Surfacing Material (troweled or sprayed-on) T Thermal System Insulation (TSI) M Miscellaneous (Friable, unless otherwise noted): NF1 - Non-friable Category I NF2 - Non-friable Category II
Material Condition:	Typically noted only for general surveys (e.g., for O&M planning purposes). ND No Damage. The material is in visibly good condition with no apparent/obvious damage. D Damage. Material has damage to less than 10% of the entire homogeneous group or less than 25% of a localized section of the homogeneous group. SD Significant Damage. Material has damage to greater than 10% of the entire homogeneous group or greater than 25% of a localized section of the homogeneous group.
Friable:	When dry, an asbestos-containing material [ACM] is considered friable if it can be crumbled, pulverized, or reduced to powder by <i>hand pressure</i>
Result:	0 = material determined to be non-ACM (no asbestos); [+] = material determined to contain a regulated amount of asbestos (confirmed ACM) Additional notations may be included for specific samples or materials for further clarification, which would be defined under "Comments"

ASBESTOS INSPECTION DATA SHEET

Client: CT Consultants		199-209 North St. Clair Street, Painesville, Ohio		Building: Former Apartment Structure					
Project: Pre-Demolition Asbestos Survey		Functional Space: Apartment 199 Upper							
LOCATION	Group	ID #	MATERIAL DESCRIPTION	Quantity	Material Type Cond	FRIABLE	RESULT	NOTES	
Apartment 199 Upper	C	03	Drywall System				0		
	C	04	Drywall System				0		
	D	05	Drywall System w/ Lt Text (Ceiling)				0		
	D	06	Drywall System w/ Lt Text (Ceiling)				0		
	E	07	Drywall System w/ Swirl				0		
	E	08	Drywall System w/ Swirl				0		
	F	09	Sink Bottom Coating; Gray				0		
	F	10	Sink Bottom Coating; Gray				0		
	G	11	Linoleum Flooring; Gray Wood Pattern				0		
	G	12	Linoleum Flooring; Gray Wood Pattern				0		
	H	13	Linoleum Flooring; Gray Stone Pattern				0		
	H	14	Linoleum Flooring; Gray Stone Pattern				0		
	MATERIALS: TYPE: S - Surfacing T - Thermal M - Miscellaneous NF1 - Non-friable Cat. I NF2 - Non-friable Cat. II N/S = not suspect CONDITION: [if relevant] ND - No Damage D - Damage SD - Significant Damage		QUANTITY = Square Feet unless noted LF = Linear Feet; EA = each NQ = not quantified FRIABLE: Y = Regulated ACM (RACM) by definition N = not RACM by definition NF1/NF2 may be friable due to condition or may become friable during reno/demo RESULT: O - Non-ACM [+] = ACM [no other assessment required] B = Verified by layering/point counting						
	EA GROUP 7118 Industrial Park Blvd. Mentor, OH 44060-5314 (440) 951-3514		EAG Technician(s): Michael J. Kovell ES 34424		EAG OH45754				
Survey Date(s): October 31 to November 2, 2023		Page 2 of 19							

COMMENTS:

([+]) = one sample confirmed ACM, any remaining samples not required to be analyzed
 [+][O], [+][0,B] = Sample non-ACM or trace but at least one other sample from Group confirmed ACM; Group considered ACM
 [+][FT] = Floor Tile ACM; Mastic non-ACM

ASBESTOS INSPECTION DATA SHEET

Client: CT Consultants		199-209 North St. Clair Street, Painesville, Ohio		Building: Former Apartment Structure					
Project: Pre-Demolition Asbestos Survey		Functional Space: Stairs to Apartments 199 and 201 Upper							
LOCATION	Group	ID #	MATERIAL DESCRIPTION	Quantity	Material	FRIABLE	RESULT	NOTES	
Stairs to Apartments 199 and 201 Upper	M	24	12"x12" Floor Tile; Lt Gray/Dk Gray Square Pattern				0		
	M	25	12"x12" Floor Tile; Lt Gray/Dk Gray Square Pattern				0		
	N	26	Flooring w/ mastic; Black	25	M/NF1	N	[+][FT]	Under Group M	
	N	27	Flooring w/ mastic; Black		M/NF1	N	[+][FT]	Under Group M	
	O	28	12"x12" Floor Tile; Off-White w/ Flower Pattern				0		
	O	29	12"x12" Floor Tile; Off-White w/ Flower Pattern				0		
	P	30	Flooring w/ mastic; Black & Gray	35	M/NF1	N	[+]	Under Group O	
	P	31	Flooring w/ mastic; Black & Gray		M/NF1	N	[+]	Under Group O	
	Q	32	Heavy Textured Plaster; Ceiling		M/NF2	N	[+],B		
	Q	33	Heavy Textured Plaster; Ceiling	45	M/NF2	N	[+][O]		
	Q	34	Heavy Textured Plaster; Ceiling		M/NF2	N	[+][O]		
	<p>MATERIALS:</p> <p>TYPE:</p> <p>S - Surfacing</p> <p>T - Thermal</p> <p>M - Miscellaneous</p> <p>NF1 - Non-friable Cat. I</p> <p>NF2 - Non-friable Cat. II</p> <p>N/S = not suspect</p> <p>CONDITION: [if relevant]</p> <p>ND - No Damage</p> <p>D - Damage</p> <p>SD - Significant Damage</p>		<p>QUANTITY = Square Feet unless noted</p> <p>LF = Linear Feet; EA = each</p> <p>NQ = not quantified</p> <p>FRIABLE:</p> <p>Y = Regulated ACM (RACM) by definition</p> <p>N = not RACM by definition</p> <p>NF1/NF2 may be friable due to condition or may become friable during reno/demo</p> <p>RESULT:</p> <p>O - Non-ACM</p> <p>[+] = ACM [no other assessment required]</p> <p>B = Verified by layering/point counting</p>		<p>COMMENTS:</p> <p>([+]) = one sample confirmed ACM, any remaining samples not required to be analyzed</p> <p>[+][O], [+][O,B] = Sample non-ACM or trace but at least one other sample from Group confirmed ACM; Group considered ACM</p> <p>[+][FT] = Floor Tile ACM; Mastic non-ACM</p>				
	<p>EA GROUP</p> <p>7118 Industrial Park Blvd.</p> <p>Mentor, OH 44060-5314</p> <p>(440) 951-3514</p>		<p>EAG Technician(s): Michael J. Kovell</p> <p>ES 34424</p>		<p>EAG OH45754</p>				
		Survey Date(s): October 31 to November 2, 2023		Page 4 of 19					

ASBESTOS INSPECTION DATA SHEET

Client: CT Consultants		199-209 North St. Clair Street, Painesville, Ohio		Building: Former Apartment Structure					
Project: Pre-Demolition Asbestos Survey		Functional Space: Apartment 201 Upper							
LOCATION	Group	ID #	MATERIAL DESCRIPTION	Quantity	Material Type Cond	FRIABLE	RESULT	NOTES	
Apartment 201 Upper	L	23	Loose Fill Insulation				0		
	T	40	Drywall System w/ Stippling				0		
	T	41	Drywall System w/ Stippling				0		
	U	42	Drywall System				0		
	U	43	Drywall System				0		
	V	44	12"x12" Floor Tile & mastic; Star Pattern				0		
	V	45	12"x12" Floor Tile & mastic; Star Pattern				0		
	W	46	Plaster; Ceiling				0		
	W	47	Plaster; Ceiling				0		
	W	48	Plaster; Ceiling				0		
X	49	Ceramic Tile Adhesive				0			
X	50	Ceramic Tile Adhesive				0			
MATERIALS: TYPE: S - Surfacing T - Thermal M - Miscellaneous NF1 - Non-friable Cat. I NF2 - Non-friable Cat. II N/S = not suspect CONDITION: [if relevant] ND - No Damage D - Damage SD - Significant Damage		QUANTITY = Square Feet unless noted LF = Linear Feet; EA = each NQ = not quantified FRIABLE: Y = Regulated ACM (RACM) by definition N = not RACM by definition NF1/NF2 may be friable due to condition or may become friable during reno/demo RESULT: O - Non-ACM [+] = ACM [no other assessment required] B = Verified by layering/point counting		COMMENTS: ([+]) = one sample confirmed ACM, any remaining samples not required to be analyzed [+] [O], [+] [O] [B] = Sample non-ACM or trace but at least one other sample from Group confirmed ACM; Group considered ACM [+] [FT] = Floor Tile ACM; Mastic non-ACM					
EA GROUP 7118 Industrial Park Blvd. Mentor, OH 44060-5314 (440) 951-3514		EAG Technician(s): Michael J. Kovell		ES 34424		EAG OH45754			
		Survey Date(s): October 31 to November 2, 2023		Page 6 of 19					

ASBESTOS INSPECTION DATA SHEET

Client: CT Consultants		199-209 North St. Clair Street, Painesville, Ohio		Building: Former Apartment Structure					
Project: Pre-Demolition Asbestos Survey		Functional Space: Apartment 201 Upper							
LOCATION	Group	ID #	MATERIAL DESCRIPTION	Quantity	Material Type Cond	FRIABLE	RESULT	NOTES	
Apartment 201 Upper	Y	51	Linoleum Flooring; White w/ Lt Brown Square				0		
	Y	52	Linoleum Flooring; White w/ Lt Brown Square				0		
	Z	53	Linoleum Flooring; Beige/Orange	70	M/NF1		N	[+]	
	Z	54	Linoleum Flooring; Beige/Orange		M/NF1		N	[+]	
	AA	55	12"x12" Floor Tile & mastic; Yellow					0	
	AA	56	12"x12" Floor Tile & mastic; Yellow					0	
	AB	57	Flooring; Pink					0	
	AB	58	Flooring; Pink					0	
MATERIALS: TYPE: S - Surfacing T - Thermal M - Miscellaneous NF1 - Non-friable Cat. I NF2 - Non-friable Cat. II N/S = not suspect CONDITION: [if relevant] ND - No Damage D - Damage SD - Significant Damage			QUANTITY = Square Feet unless noted LF = Linear Feet; EA = each NQ = not quantified FRIABLE: Y = Regulated ACM (RACM) by definition N = not RACM by definition NF1/NF2 may be friable due to condition or may become friable during reno/demo RESULT: 0 - Non-ACM [+] = ACM [no other assessment required] B = Verified by layering/point counting						COMMENTS: ([+]) = one sample confirmed ACM, any remaining samples not required to be analyzed [+] [0], [+] [0, B] = Sample non-ACM or trace but at least one other sample from Group confirmed ACM; Group considered ACM [+] [FT] = Floor Tile ACM; Mastic non-ACM
EA GROUP 7118 Industrial Park Blvd. Mentor, OH 44060-5314 (440) 951-3514			EAG Technician(s): Michael J. Kovell		ES 34424		EAG OH45754		
			Survey Date(s): October 31 to November 2, 2023						

ASBESTOS INSPECTION DATA SHEET

Client: CT Consultants		199-209 North St. Clair Street, Painesville, Ohio		Building: Former Apartment Structure					
Project: Pre-DEMOLITION Asbestos Survey		Functional Space: Apartment 203 Upper							
LOCATION	Group	ID #	MATERIAL DESCRIPTION	Quantity	Material Type Cond	FRIABLE	RESULT	NOTES	
Apartment 203 Upper	L	---	Loose Fill Insulation				0		
	AC	59	Plaster; Ceiling w/ Swirl				0		
	AC	60	Plaster; Ceiling w/ Swirl				0		
	AC	61	Plaster; Ceiling w/ Swirl				0		
	AD	62	Plaster; Wall				0		
	AD	63	Plaster; Wall				0		
	AD	64	Plaster; Wall				0		
	AE	65	Linoleum Flooring; Beige w/ Pink & Blue				0		
	AE	66	Linoleum Flooring; Beige w/ Pink & Blue				0		
	AF	67	Sink Bottom Coating; Black				0		
	AF	68	Sink Bottom Coating; Black				0		
	MATERIALS: TYPE: S - Surfacing T - Thermal M - Miscellaneous NF1 - Non-friable Cat. I NF2 - Non-friable Cat. II N/S = not suspect CONDITION: [if relevant] ND - No Damage D - Damage SD - Significant Damage		QUANTITY = Square Feet unless noted LF = Linear Feet; EA = each NQ = not quantified FRIABLE: Y = Regulated ACM (RACM) by definition N = not RACM by definition NF1/NF2 may be friable due to condition or may become friable during reno/demo RESULT: O - Non-ACM [+] = ACM [no other assessment required] B = Verified by layering/point counting	COMMENTS: ([+]) = one sample confirmed ACM, any remaining samples not required to be analyzed ([+][O], [+][O,B]) = Sample non-ACM or trace but at least one other sample from Group confirmed ACM; Group considered ACM ([+][FT]) = Floor Tile ACM; Mastic non-ACM					
	EA GROUP 7118 Industrial Park Blvd. Mentor, OH 44060-5314 (440) 951-3514		EAG Technician(s): Michael J. Kovell ES 34424		EAG OH45754				
		Survey Date(s): October 31 to November 2, 2023		Page 8 of 19					

ASBESTOS INSPECTION DATA SHEET

Client: CT Consultants		199-209 North St. Clair Street, Painesville, Ohio		Building: Former Apartment Structure				
Project: Pre-Demolition Asbestos Survey		Functional Space: Apartment 203 Upper						
LOCATION	Group	ID #	MATERIAL DESCRIPTION	Quantity	Material Type Cond	FRIABLE	RESULT	NOTES
Apartment 203 Upper	AG	OH45754 69	Plaster; Ceiling w/ Stippling				0	
	AG	70	Plaster; Ceiling w/ Stippling				0	
	AG	71	Plaster; Ceiling w/ Stippling				0	
	AH	72	Linoleum Flooring; Gray / Blue Octagon				0	
	AH	73	Linoleum Flooring; Gray / Blue Octagon				0	
	AI	74	Linoleum Flooring; Pink/Beige/Green				0	
	AI	75	Linoleum Flooring; Pink/Beige/Green				0	
	AJ	76	Linoleum Flooring; Brown Wood Pattern				0	
	AJ	77	Linoleum Flooring; Brown Wood Pattern				0	
	AK	78	Linoleum Flooring; Off-White w/ Lt Brown Squares				0	
AK	79	Linoleum Flooring; Off-White w/ Lt Brown Squares				0		
MATERIALS: TYPE: S - Surfacing T - Thermal M - Miscellaneous NF1 - Non-friable Cat. I NF2 - Non-friable Cat. II N/S = not suspect CONDITION: [if relevant] ND - No Damage D - Damage SD - Significant Damage		QUANTITY = Square Feet unless noted LF = Linear Feet; EA = each NQ = not quantified FRIABLE: Y = Regulated ACM (RACM) by definition N = not RACM by definition NF1/NF2 may be friable due to condition or may become friable during reno/demo RESULT: O - Non-ACM [+] = ACM [no other assessment required] B = Verified by layering/point counting		COMMENTS: ([+]) = one sample confirmed ACM, any remaining samples not required to be analyzed [+][O], [+][O,B] = Sample non-ACM or trace but at least one other sample from Group confirmed ACM; Group considered ACM [+][FT] = Floor Tile ACM; Mastic non-ACM				
EA GROUP 7118 Industrial Park Blvd. Mentor, OH 44060-5314 (440) 951-3514		EAG Technician(s): Michael J. Kovell		ES 34424		EAG OH45754		
		Survey Date(s): October 31 to November 2, 2023						Page 9 of 19

ASBESTOS INSPECTION DATA SHEET

Client: CT Consultants		199-209 North St. Clair Street, Painesville, Ohio		Building: Former Apartment Structure		Functional Space: Apartment 203 Upper		
Project: Pre-Demolition Asbestos Survey								
LOCATION	Group	ID #	MATERIAL DESCRIPTION	Quantity	Material		RESULT	NOTES
					Type	Cond		
Apartment 203 Upper	AL	80	12"x12" Floor Tile; Gray Stone Pattern				0	
	AL	81	12"x12" Floor Tile; Gray Stone Pattern				0	
	AM	82	Drywall System				0	
	AM	83	Drywall System				0	
MATERIALS: TYPE: S - Surfacing T - Thermal M - Miscellaneous NF1 - Non-friable Cat. I NF2 - Non-friable Cat. II N/S = not suspect CONDITION: [if relevant] ND - No Damage D - Damage SD - Significant Damage			QUANTITY = Square Feet unless noted LF = Linear Feet; EA = each NQ = not quantified FRIABLE: Y = Regulated ACM (RACM) by definition N = not RACM by definition NF1/NF2 may be friable due to condition or may become friable during reno/demo RESULT: O - Non-ACM [+] = ACM [no other assessment required] B = Verified by layering/point counting			COMMENTS: ([+]) = one sample confirmed ACM, any remaining samples not required to be analyzed [+][O], [+][O,B] = Sample non-ACM or trace but at least one other sample from Group confirmed ACM; Group considered ACM [+][FT] = Floor Tile ACM; Mastic non-ACM		
EA GROUP 7118 Industrial Park Blvd. Mentor, OH 44060-5314 (440) 951-3514			EAG Technician(s): Michael J. Kovell ES 34424			EAG OH45754		
Survey Date(s): October 31 to November 2, 2023								Page 10 of 19

ASBESTOS INSPECTION DATA SHEET

Client: CT Consultants		199-209 North St. Clair Street, Painesville, Ohio		Building: Former Apartment Structure					
Project: Pre-Demolition Asbestos Survey		Functional Space: Apartment 207 Lower							
LOCATION	Group	ID #	MATERIAL DESCRIPTION	Quantity	Material		RESULT	NOTES	
Apartment 207 Lower	L	---	Loose Fill Insulation		Type	Cond	0		
	AN	84	Drywall System w/ Stippling				0		
	AN	85	Drywall System w/ Stippling				0		
	AO	86	Drywall System				0		
	AO	87	Drywall System				0		
	AP	88	Sink Bottom Coating; Pink	10 [1 EA]	M/NF2		[+],B		
	AP	89	Sink Bottom Coating; Pink		M/NF2		[+]		
	AQ	90	Linoleum Flooring; Off-White				0		
	AQ	91	Linoleum Flooring; Off-White				0		
	AR	92	Linoleum Flooring; Multi-Color				0		
	AR	93	Linoleum Flooring; Multi-Color				0		
	<p>MATERIALS:</p> <p>TYPE:</p> <p>S - Surfacing</p> <p>T - Thermal</p> <p>M - Miscellaneous</p> <p>NF1 - Non-friable Cat. I</p> <p>NF2 - Non-friable Cat. II</p> <p>N/S = not suspect</p> <p>CONDITION: [if relevant]</p> <p>ND - No Damage</p> <p>D - Damage</p> <p>SD - Significant Damage</p>								
	<p>QUANTITY = Square Feet unless noted</p> <p>LF = Linear Feet; EA = each</p> <p>NQ = not quantified</p> <p>FRIABLE:</p> <p>Y = Regulated ACM (RACM) by definition</p> <p>N = not RACM by definition</p> <p>NF1/NF2 may be friable due to condition or may become friable during reno/demo</p> <p>RESULT:</p> <p>O - Non-ACM</p> <p>[+] = ACM [no other assessment required]</p> <p>B = Verified by layering/point counting</p>								
<p>COMMENTS:</p> <p>([+]) = one sample confirmed ACM, any remaining samples not required to be analyzed</p> <p>[+][O], [+][O,B] = Sample non-ACM or trace but at least one other sample from Group confirmed ACM; Group considered ACM</p> <p>[+][FT] = Floor Tile ACM; Mastic non-ACM</p>									
EA GROUP		EAG Technician(s): Michael J. Kovell		ES 34424		EAG OH45754			

ASBESTOS INSPECTION DATA SHEET

Client: CT Consultants		199-209 North St. Clair Street, Painesville, Ohio		Building: Former Apartment Structure				
Project: Pre-Demolition Asbestos Survey		Functional Space: Apartment 207 Lower						
LOCATION	Group	ID #	MATERIAL DESCRIPTION	Quantity	FRIABLE		NOTES	
Apartment 207 Lower	AS	94	Linoleum Flooring; Wood Pattern				0	
	AS	95	Linoleum Flooring; Wood Pattern				0	
	AT	96	Flooring Mastic, residual				0	
	AT	97	Flooring Mastic, residual				0	
	CA	160	Plaster; Wall				0	
	CA	161	Plaster; Wall				0	
	CA	162	Plaster; Wall				0	
	CB	163	Plaster; Ceiling				0	
	CB	164	Plaster; Ceiling				0	
	CB	165	Plaster; Ceiling				0	
	CC	166	16"x16" Ceiling Tile Spline				0	
	CC	167	16"x16" Ceiling Tile Spline				0	
	MATERIALS: TYPE: S - Surfacing T - Thermal M - Miscellaneous NF1 - Non-friable Cat. I NF2 - Non-friable Cat. II N/S = not suspect CONDITION: [if relevant] ND - No Damage D - Damage SD - Significant Damage		QUANTITY = Square Feet unless noted LF = Linear Feet; EA = each NQ = not quantified FRIABLE: Y = Regulated ACM (RACM) by definition N = not RACM by definition NF1/NF2 may be friable due to condition or may become friable during reno/demo RESULT: O - Non-ACM [+] = ACM [no other assessment required] B = Verified by layering/point counting					
	EA GROUP 7118 Industrial Park Blvd. Mentor, OH 44060-5314 (440) 951-3514		EAG Technician(s): Michael J. Kovell ES 34424		EAG OH45754			
			Survey Date(s): October 31 to November 2, 2023				Page 12 of 19	

COMMENTS:

([+]) = one sample confirmed ACM, any remaining samples not required to be analyzed
 ([+][O], [+][O,B]) = Sample non-ACM or trace but at least one other sample from Group confirmed ACM; Group considered ACM
 ([+][FT]) = Floor Tile ACM; Mastic non-ACM

ASBESTOS INSPECTION DATA SHEET

Client: CT Consultants

199-209 North St. Clair Street, Painesville, Ohio

Building: Former Apartment Structure

Project: Pre-Demolition Asbestos Survey

Functional Space: Apartment 203 Lower

LOCATION	Group	ID #	MATERIAL DESCRIPTION	Quantity	Material		RESULT	NOTES
					Type	Cond		
Apartment 203 Lower	AU	98	Drywall System				0	
	AU	99	Drywall System				0	
	AV	100	Drywall System w/ Stippling				0	
	AV	101	Drywall System w/ Stippling				0	
	AW	102	Linoleum Flooring; White w/ Blue/Green Squares				0	
	AW	103	Linoleum Flooring; White w/ Blue/Green Squares				0	
	AX	104	Linoleum Flooring; Off-White w/ Gray Speck Square Pattern				0	
	AX	105	Linoleum Flooring; Off-White w/ Gray Speck Square Pattern				0	
	AY	106	Linoleum Flooring; Off-White (Bathroom)				0	
	AY	107	Linoleum Flooring; Off-White (Bathroom)				0	
	AZ	108	Drywall System w/ Circle Pattern				0	
AZ	109	Drywall System w/ Circle Pattern				0		

MATERIALS:
TYPE:
 S - Surfacing
 T - Thermal
 M - Miscellaneous
 NF1 - Non-friable Cat. I
 NF2 - Non-friable Cat. II
 N/S = not suspect
CONDITION: [if relevant]
 ND - No Damage
 D - Damage
 SD - Significant Damage

EA GROUP
 7118 Industrial Park Blvd.
 Mentor, OH 44060-5314
 (440) 951-3514

QUANTITY = Square Feet unless noted
 LF = Linear Feet; EA = each
 NQ = not quantified
FRIABLE:
 Y = Regulated ACM (RACM) by definition
 N = not RACM by definition
 NF1/NF2 may be friable due to condition or may become friable during reno/demo
RESULT:
 O - Non-ACM
 [+] = ACM [no other assessment required]
 B = Verified by layering/point counting

COMMENTS:
 ([+]) = one sample confirmed ACM, any remaining samples not required to be analyzed
 [+] [O], [+] [O, B] = Sample non-ACM or trace but at least one other sample from Group confirmed ACM; Group considered ACM
 [+] [FT] = Floor Tile ACM; Mastic non-ACM

EAG Technician(s): Michael J. Kovell
 ES 34424
 EAG OH45754

Survey Date(s): October 31 to November 2, 2023
 Page 13 of 19

ASBESTOS INSPECTION DATA SHEET

Client: CT Consultants		199-209 North St. Clair Street, Painesville, Ohio		Building: Former Apartment Structure					
Project: Pre-Demolition Asbestos Survey		Functional Space: Apartment 203 Lower							
LOCATION	Group	ID #	MATERIAL DESCRIPTION	Quantity	Material Type	Material Cond	FRIABLE	RESULT	NOTES
Apartment 203 Lower	BA	110	Flooring; Gray Wood Pattern					0	
	BA	111	Flooring; Gray Wood Pattern					0	
	BB	112	Flooring; Multi-Layer System					0	
	BB	113	Flooring; Multi-Layer System					0	
	BC	114	Flooring; Brown w/ Felt					0	
	BC	115	Flooring; Brown w/ Felt					0	
			<p>COMMENTS:</p> <p>([+]) = one sample confirmed ACM, any remaining samples not required to be analyzed [+][0], [+][0,B] = Sample non-ACM or trace but at least one other sample from Group confirmed ACM; Group considered ACM [+][FT] = Floor Tile ACM; Mastic non-ACM</p>						
<p>MATERIALS:</p> <p>TYPE:</p> <p>S - Surfacing T - Thermal M - Miscellaneous NF1 - Non-friable Cat. I NF2 - Non-friable Cat. II N/S = not suspect</p> <p>CONDITION: [if relevant] ND - No Damage D - Damage SD - Significant Damage</p>			<p>QUANTITY = Square Feet unless noted LF = Linear Feet; EA = each NQ = not quantified</p> <p>FRIABLE: Y = Regulated ACM (RACM) by definition N = not RACM by definition NF1/NF2 may be friable due to condition or may become friable during reno/demo</p> <p>RESULT: O - Non-ACM [+] = ACM [no other assessment required] B = Verified by layering/point counting</p>						
<p>EA GROUP 7118 Industrial Park Blvd. Mentor, OH 44060-5314 (440) 951-3514</p>			<p>EAG Technician(s): Michael J. Kovell ES 34424 EAG OH45754</p>						
			<p>Survey Date(s): October 31 to November 2, 2023</p>						
			<p>Page 14 of 19</p>						

ASBESTOS INSPECTION DATA SHEET

Client: CT Consultants		199-209 North St. Clair Street, Painesville, Ohio		Building: Former Apartment Structure				
Project: Pre-Demolition Asbestos Survey		Functional Space: Apartment 205 Lower						
LOCATION	Group	ID #	MATERIAL DESCRIPTION	Quantity	Material Type Cond	FRIABLE	RESULT	NOTES
Apartment 205 Lower	BD	OH45754						
	BD	116	Drywall System				0	
	BD	117	Drywall System				0	
	BE	118	Drywall System w/ Stippling				0	
	BE	119	Drywall System w/ Stippling				0	
	BF	120	Plaster; Ceiling				0	
	BF	121	Plaster; Ceiling				0	
	BF	122	Plaster; Ceiling				0	
	BG	123	Plaster; Wall				0	
	BG	124	Plaster; Wall				0	
	BG	125	Plaster; Wall				0	
	BH	126	Flooring; Gray Wood Pattern				0	
	BH	127	Flooring; Gray Wood Pattern				0	
	MATERIALS: TYPE: S - Surfacing T - Thermal M - Miscellaneous NF1 - Non-friable Cat. I NF2 - Non-friable Cat. II N/S = not suspect CONDITION: [if relevant] ND - No Damage D - Damage SD - Significant Damage		QUANTITY = Square Feet unless noted LF = Linear Feet; EA = each NQ = not quantified FRIABLE: Y = Regulated ACM (RACM) by definition N = not RACM by definition NF1/NF2 may be friable due to condition or may become friable during reno/demo RESULT: O - Non-ACM [+] = ACM [no other assessment required] B = Verified by layering/point counting		COMMENTS: ([+]) = one sample confirmed ACM, any remaining samples not required to be analyzed ([+][O], [+][O,B]) = Sample non-ACM or trace but at least one other sample from Group confirmed ACM; Group considered ACM ([+][FT]) = Floor Tile ACM; Mastic non-ACM			
EA GROUP 7118 Industrial Park Blvd. Mentor, OH 44060-5314 (440) 951-3514		EAG Technician(s): Michael J. Kovell ES 34424		EAG OH45754				
		Survey Date(s): October 31 to November 2, 2023		Page 15 of 19				

ASBESTOS INSPECTION DATA SHEET

Client: CT Consultants		199-209 North St. Clair Street, Painesville, Ohio		Building: Former Apartment Structure				
Project: Pre-Demolition Asbestos Survey				Functional Space: Apartments 205 and 209 Lower				
LOCATION	Group	ID #	MATERIAL DESCRIPTION	Quantity	Material		RESULT	NOTES
					Type	Cond		
Apartment 205 Lower	BI	128	12"x12" Floor Tile; Brown				0	
	BI	129	12"x12" Floor Tile; Brown				0	
Apartment 209 Lower	BJ	130	Drywall System				0	
	BJ	131	Drywall System				0	
	BK	132	Drywall System w/ Stippling				0	
	BK	133	Drywall System w/ Stippling				0	
	BL	134	12"x12" Floor Tile; Brick Pattern				0	
	BL	135	12"x12" Floor Tile; Brick Pattern				0	
	BM	136	Sink Bottom Coating; Beige				0	
	BM	137	Sink Bottom Coating; Beige				0	
	BN	138	12"x12" Floor Tile; Stone & Brick Pattern				0	
	BN	139	12"x12" Floor Tile; Stone & Brick Pattern				0	
	MATERIALS: TYPE: S - Surfacing T - Thermal M - Miscellaneous NF1 - Non-friable Cat. I NF2 - Non-friable Cat. II N/S = not suspect CONDITION: [if relevant] ND - No Damage D - Damage SD - Significant Damage		QUANTITY = Square Feet unless noted LF = Linear Feet; EA = each NQ = not quantified FRIABLE: Y = Regulated ACM (RACM) by definition N = not RACM by definition NF1/NF2 may be friable due to condition or may become friable during reno/demo RESULT: O - Non-ACM [+] = ACM [no other assessment required] B = Verified by layering/point counting		COMMENTS: ([+]) = one sample confirmed ACM, any remaining samples not required to be analyzed [+] [O], [+] [O, B] = Sample non-ACM or trace but at least one other sample from Group confirmed ACM; Group considered ACM [+] [FT] = Floor Tile ACM; Mastic non-ACM			
EA GROUP 7118 Industrial Park Blvd. Mentor, OH 44060-5314 (440) 951-3514		EAG Technician(s): Michael J. Kovell ES 34424		EAG OH45754				
		Survey Date(s): October 31 to November 2, 2023		Page 16 of 19				

ASBESTOS INSPECTION DATA SHEET

Client: CT Consultants		199-209 North St. Clair Street, Painesville, Ohio		Building: Former Apartment Structure				
Project: Pre-Demolition Asbestos Survey		Functional Space: Apartment 209 Lower						
LOCATION	Group	ID #	MATERIAL DESCRIPTION	Quantity	Material Type Cond	FRIABLE	RESULT	NOTES
Apartment 209 Lower	BO	140	Flooring Felt				0	
	BO	141	Flooring Felt				0	
	BH	---	Flooring; Gray Wood Pattern				0	
	CD	168	Window Glazing; 209 Front Door				0	
	CD	169	Window Glazing; 209 Front Door				0	
	CE	170	Window Glazing; 209 Back Door				0	
	CE	171	Window Glazing; 209 Back Door				0	
			<p>MATERIALS:</p> <p>TYPE:</p> <p>S - Surfacing</p> <p>T - Thermal</p> <p>M - Miscellaneous</p> <p>NF1 - Non-friable Cat. I</p> <p>NF2 - Non-friable Cat. II</p> <p>N/S = not suspect</p> <p>CONDITION: [if relevant]</p> <p>ND - No Damage</p> <p>D - Damage</p> <p>SD - Significant Damage</p>					
			<p>QUANTITY = Square Feet unless noted</p> <p>LF = Linear Feet; EA = each</p> <p>NQ = not quantified</p> <p>FRIABLE:</p> <p>Y = Regulated ACM (RACM) by definition</p> <p>N = not RACM by definition</p> <p>NF1/NF2 may be friable due to condition or may become friable during reno/demo</p> <p>RESULT:</p> <p>O - Non-ACM</p> <p>[+] = ACM [no other assessment required]</p> <p>B = Verified by layering/point counting</p>					
			<p>COMMENTS:</p> <p>[+] = one sample confirmed ACM, any remaining samples not required to be analyzed</p> <p>[+][O], [+][O,B] = Sample non-ACM or trace but at least one other sample from Group confirmed ACM; Group considered ACM</p> <p>[+][FT] = Floor Tile ACM; Mastic non-ACM</p>					
<p>EA GROUP</p> <p>7118 Industrial Park Blvd.</p> <p>Mentor, OH 44060-5314</p> <p>(440) 951-3514</p>			<p>EAG Technician(s): Michael J. Kovell</p> <p>ES 34424</p>			<p>EAG OH45754</p>		
			<p>Survey Date(s): October 31 to November 2, 2023</p>					

ASBESTOS INSPECTION DATA SHEET

Client: CT Consultants		199-209 North St. Clair Street, Painesville, Ohio		Building: Former Apartment Structure				
Project: Pre-Demolition Asbestos Survey		Functional Space: Basement and Exterior						
LOCATION	Group	ID #	MATERIAL DESCRIPTION	Quantity	Material Type Cond	FRIABLE	RESULT	NOTES
Basement	BP	142	Duct Wrap	10	M/NF2	N	[+]	
	BP	143	Duct Wrap		M/NF2	N	([+])	
Exterior	BQ	144	Window Glazing				0	
	BQ	145	Window Glazing				0	
	BR	146	Door Caulking; 209				0	
	BR	147	Door Caulking; 209				0	
	BS	148	Door Caulking; 207				0	
	BS	149	Door Caulking; 207				0	
	BT	150	Door Caulking; 205				0	
	BT	151	Door Caulking; 205				0	
	BU	152	Door Caulking; 199/201 Front				0	
	BU	153	Door Caulking; 199/201 Front				0	
MATERIALS: TYPE: S - Surfacing T - Thermal M - Miscellaneous NF1 - Non-friable Cat. I NF2 - Non-friable Cat. II N/S = not suspect CONDITION: [if relevant] ND - No Damage D - Damage SD - Significant Damage		QUANTITY = Square Feet unless noted LF = Linear Feet; EA = each NQ = not quantified FRIABLE: Y = Regulated ACM (RACM) by definition N = not RACM by definition NF1/NF2 may be friable due to condition or may become friable during reno/demo RESULT: O - Non-ACM [+] = ACM [no other assessment required] B = Verified by layering/point counting		COMMENTS: ([+]) = one sample confirmed ACM, any remaining samples not required to be analyzed ([+][O], [+][O,B]) = Sample non-ACM or trace but at least one other sample from Group confirmed ACM; Group considered ACM ([+][FT]) = Floor Tile ACM; Mastic non-ACM				
EA GROUP 7118 Industrial Park Blvd. Mentor, OH 44060-5314 (440) 951-3514		EAG Technician(s): Michael J. Kovell ES 34424		EAG OH45754				
		Survey Date(s): October 31 to November 2, 2023		Page 18 of 19				

ASBESTOS INSPECTION DATA SHEET

Client: CT Consultants

199-209 North St. Clair Street, Painesville, Ohio

Building: Former Apartment Structure

Project: Pre-Demolition Asbestos Survey

Functional Space: Exterior

LOCATION	Group	ID #	MATERIAL DESCRIPTION	Quantity	Material		FRIABLE	RESULT	NOTES
					Type	Cond			
Exterior	BV	154	Window Caulking; Addition					0	
	BV	155	Window Caulking; Addition					0	
	BW	156	Window Caulking; Original Structure					0	
	BW	157	Window Caulking; Original Structure					0	
	BX	158	Door Caulking; 199/201 Upper					0	
	BX	159	Door Caulking; 199/201 Upper					0	
	BY	Assumed	Roofing Shingles	4,800			N	[+]	
	BZ	Assumed	Roof Flashing	300			N	[+]	
	CF	Assumed	Foundation Waterproofing	2,960			N	[+]	

MATERIALS:
TYPE:
 S - Surfacing
 T - Thermal
 M - Miscellaneous
 NF1 - Non-friable Cat. I
 NF2 - Non-friable Cat. II
 N/S = not suspect
CONDITION: [if relevant]
 ND - No Damage
 D - Damage
 SD - Significant Damage

QUANTITY = Square Feet unless noted
 LF = Linear Feet; EA = each
 NQ = not quantified
FRIABLE:
 Y = Regulated ACM (RACM) by definition
 N = not RACM by definition
 NF1/NF2 may be friable due to condition or may become friable during reno/demo
RESULT:
 0 - Non-ACM
 [+] = ACM [no other assessment required]
 B = Verified by layering/point counting

COMMENTS:
 ([+]) = one sample confirmed ACM, any remaining samples not required to be analyzed
 ([+][0], [+][0,B]) = Sample non-ACM or trace but at least one other sample from Group confirmed ACM; Group considered ACM
 ([+][FT]) = Floor Tile ACM; Mastic non-ACM



EA GROUP

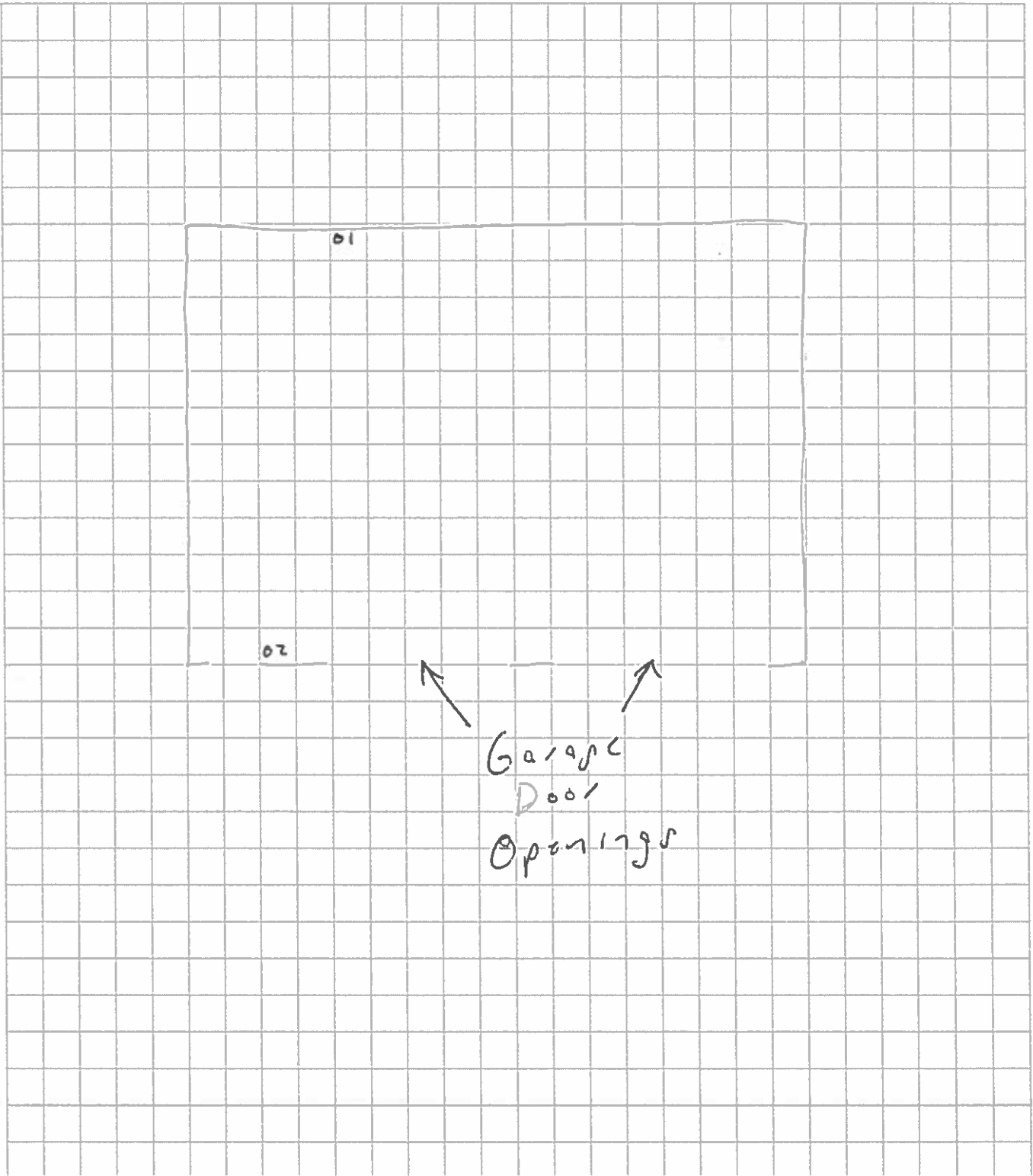
Work Order: 0H45754

Date: 10/30/23

Prepared By: KOUILL

Project: Pre-Demo Survey

Title: Sample Location Diagram - Garage





EA GROUP

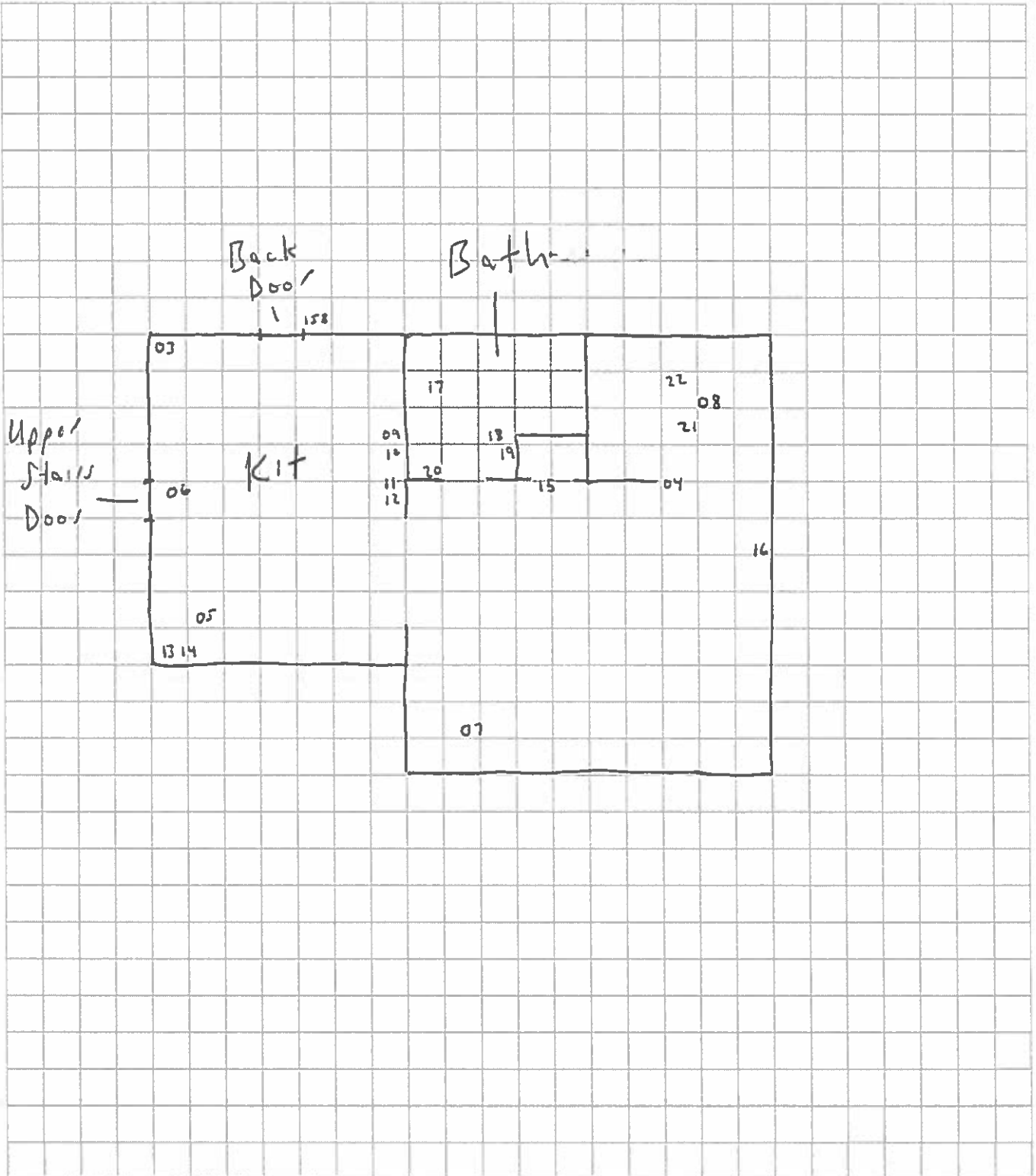
Work Order: 0H45754

Date: 10/31/23

Prepared By: Kevell

Project: Pic-Demo Survey

Title: Sample Location Diagram - 199 Upper





EA GROUP

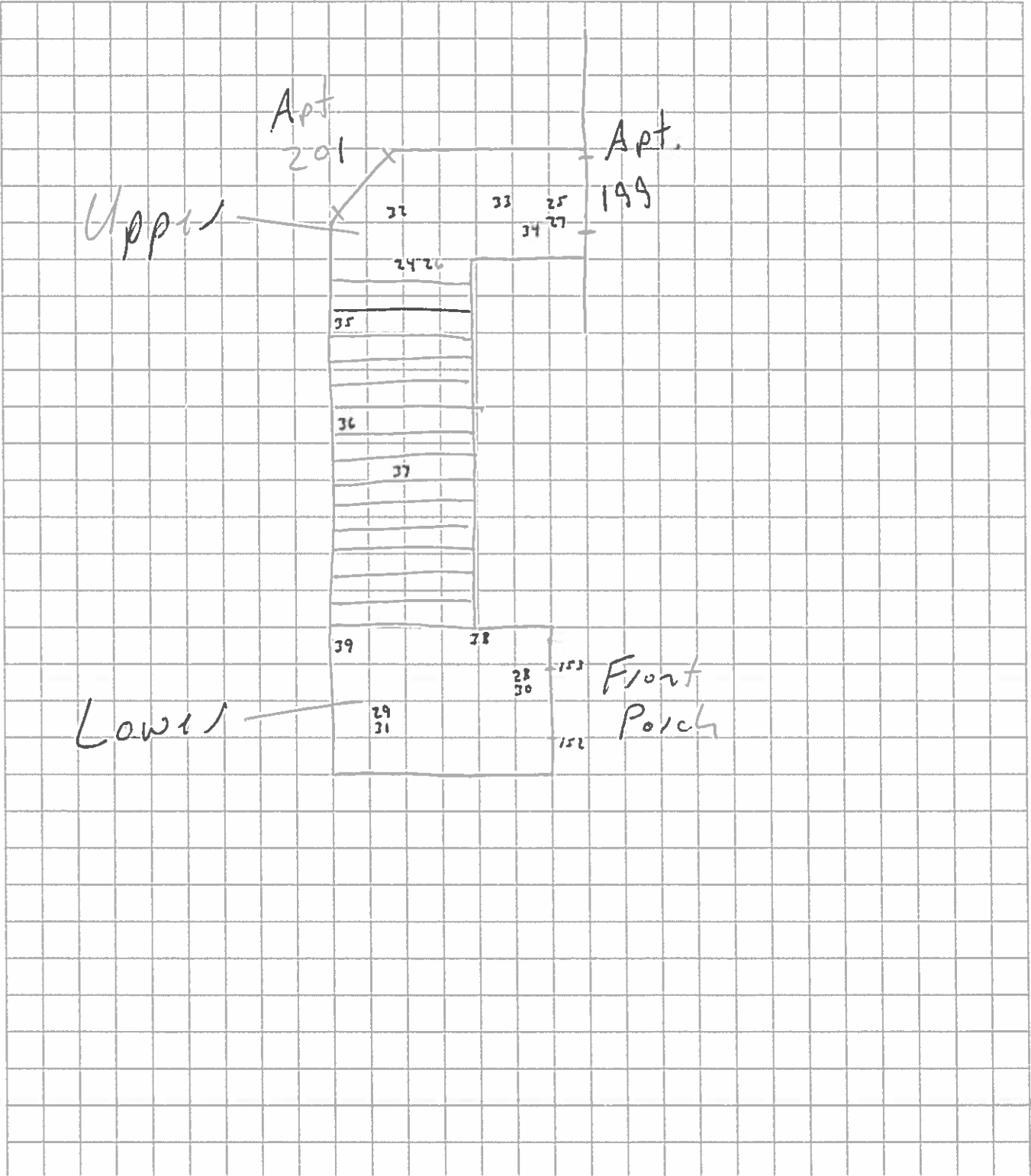
Work Order: 0445754

Date: 10/31/23

Prepared By: K. Vull

Project: Pre-Demo Survey

Title: Sample Location Diagram - Stairs to 199 & 201 Upper





EA GROUP

Work Order:

0H45754

Date:

10/31/23

Prepared By:

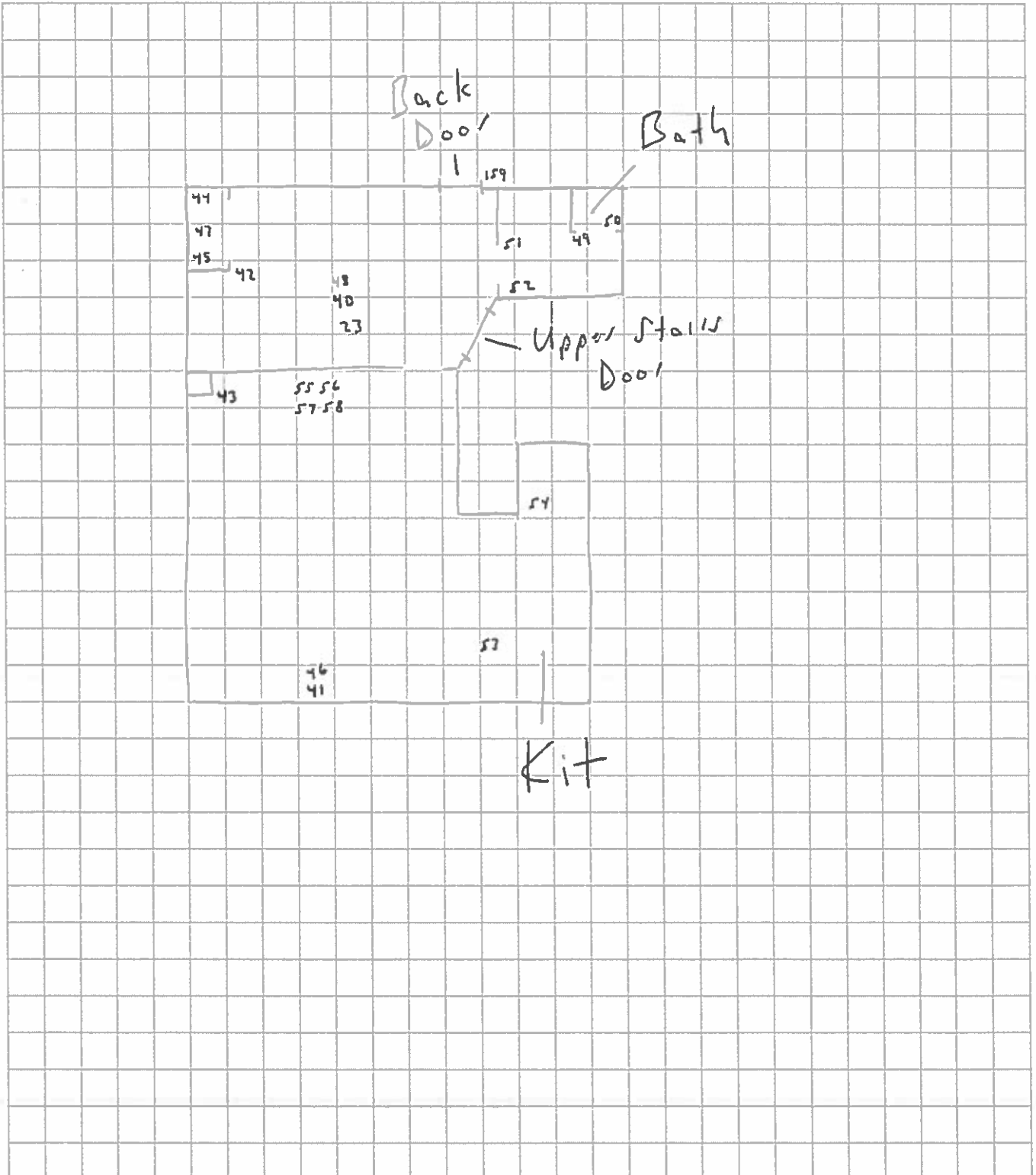
Kovell

Project:

Plc - Demo Survey

Title:

Sample Location Diagram - 201 Upper





EA GROUP

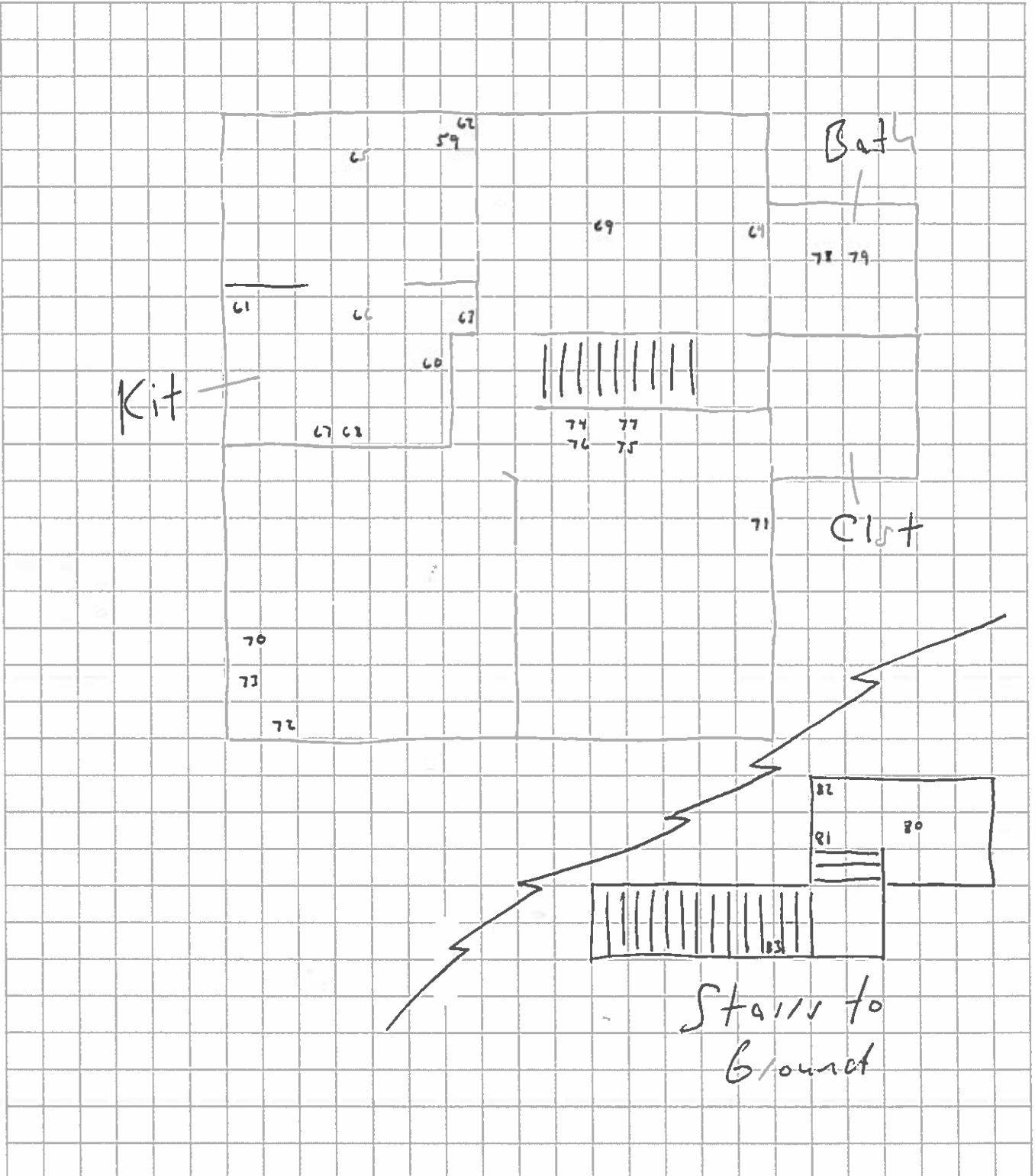
Work Order: *OH45754*

Date: *10/31/23*

Prepared By: *Kovell*

Project: *PIC-Demo Survey*

Title: *Sample Location Diagram - 203 Upper*





EA GROUP

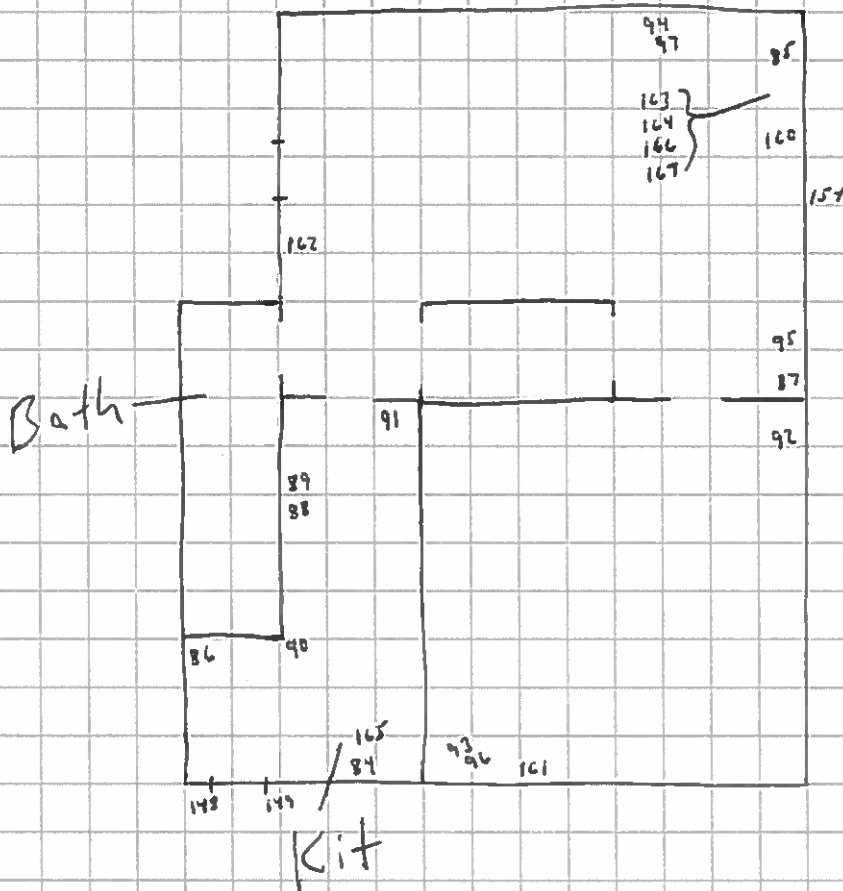
Work Order: 0445754

Date: 10/31/23

Prepared By: Kovell

Project: Pre-Dem. Survey

Title: Sample Location Diagram - 207 Lower





EAGROUP

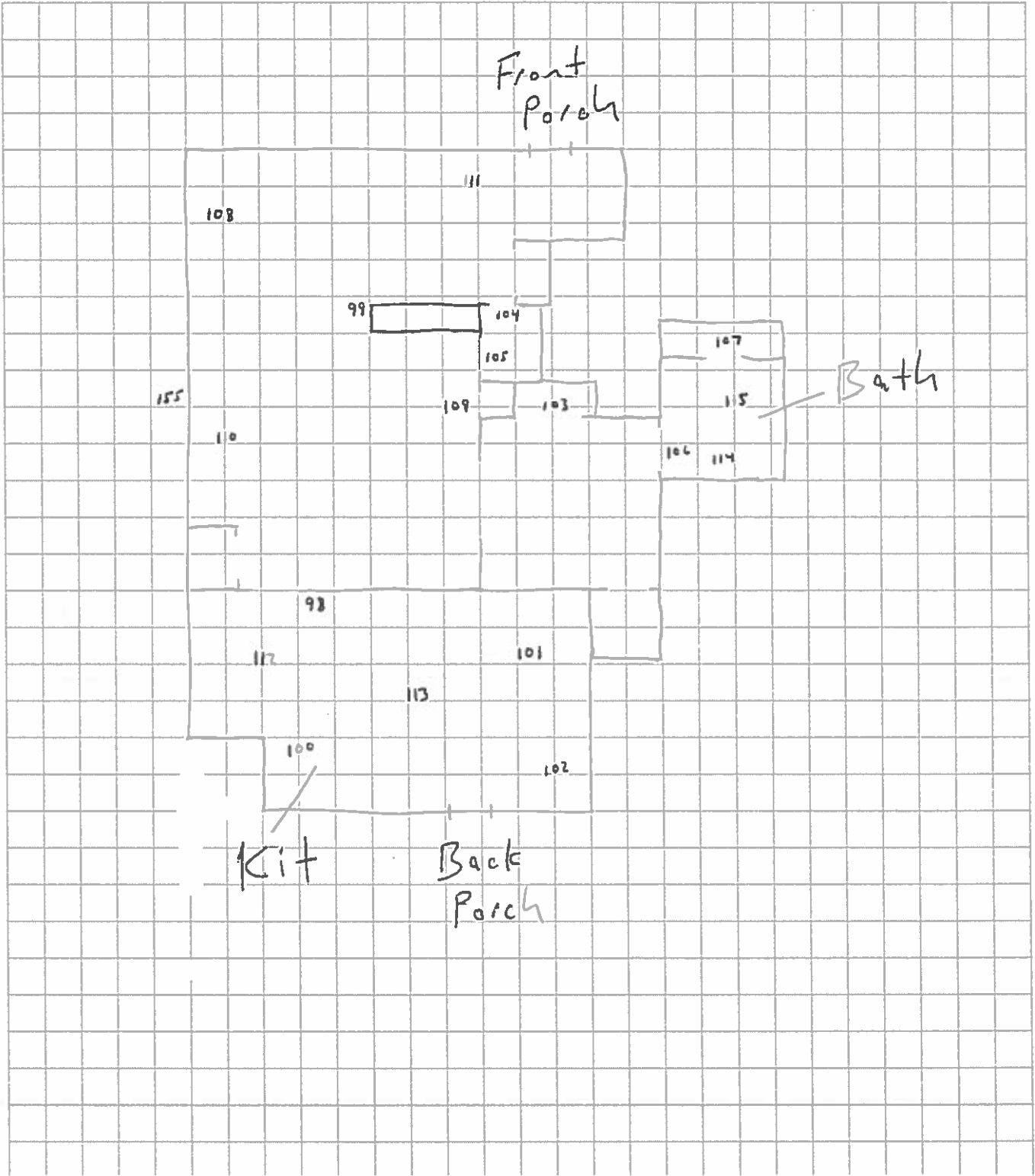
Work Order: *DH45754*

Date: *11/1/23*

Prepared By: *Kovell*

Project: *Pic-Demo Survey*

Title: *Sample Location Diagram - 203 Lower*





EA GROUP

Work Order:

OH45754

Date:

11/1/23

Prepared By:

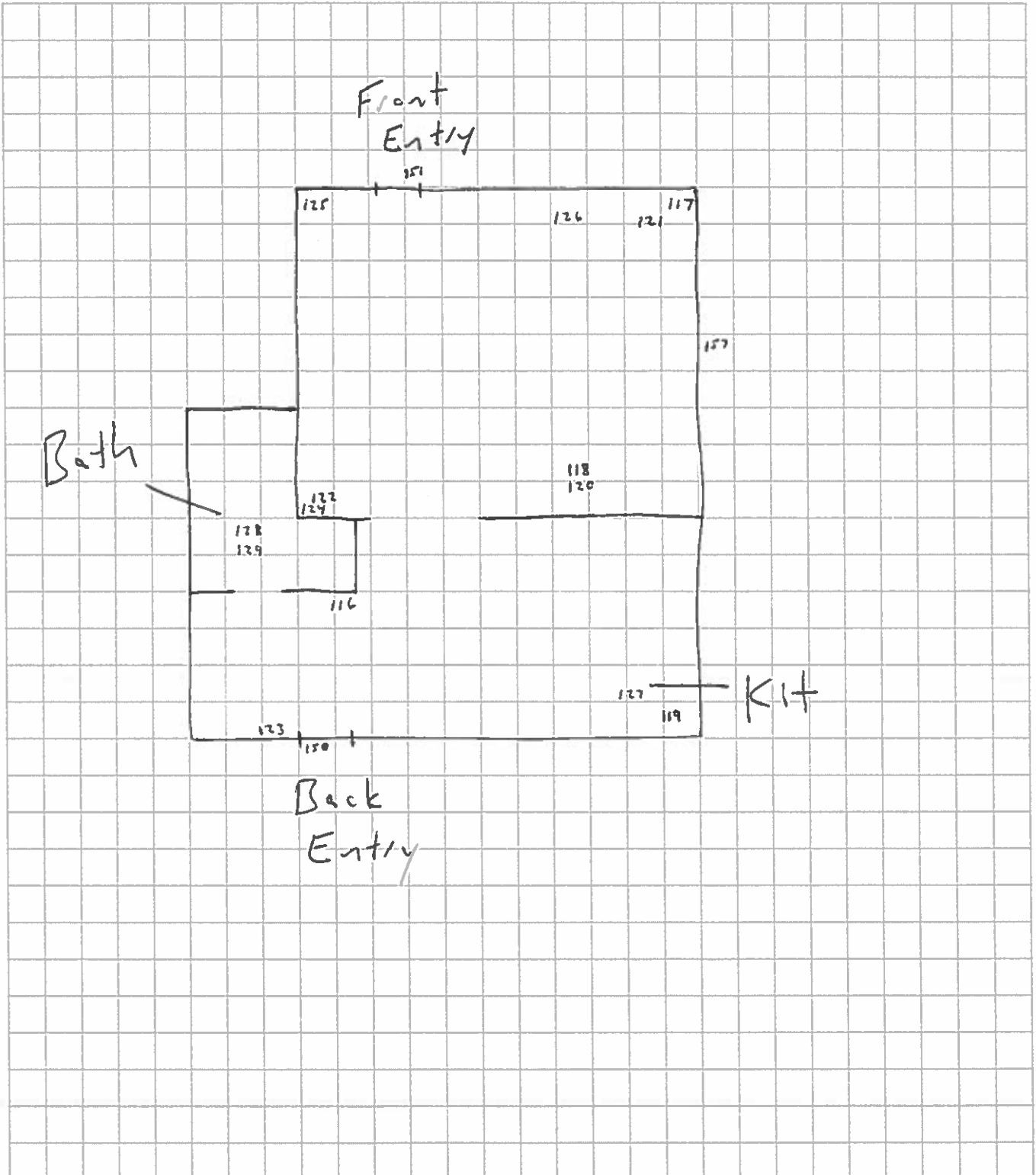
Kovell

Project:

Piv-Demo Survey

Title:

Sample Location Diagram - 205 Lower





EA GROUP

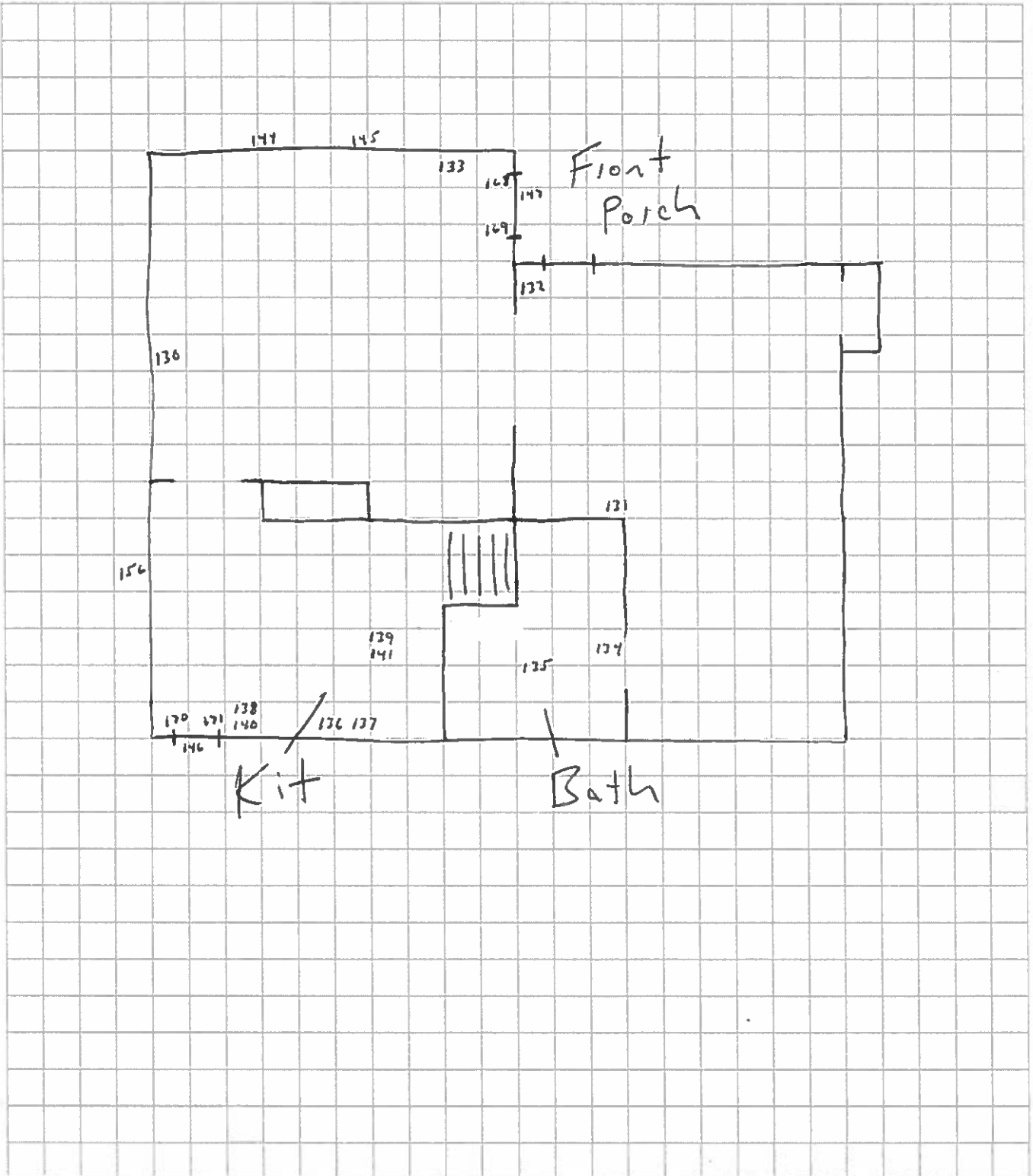
Work Order: *OH45754*

Date: *11/1/23*

Prepared By: *Kovell*

Project: *Pic-Demo Survey*

Title: *Sample Location Diagram - 209 Lower*





EAGROUP

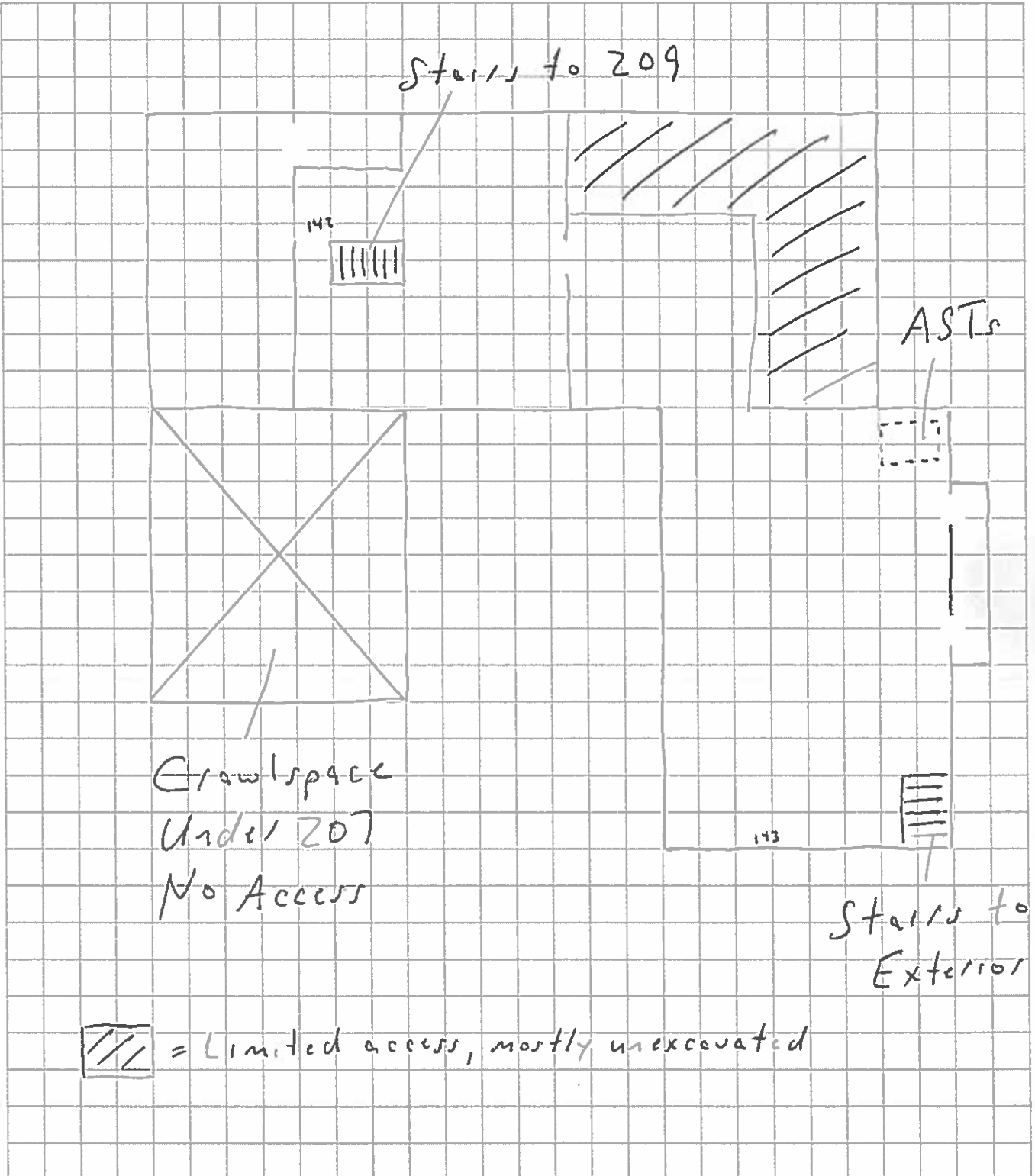
Work Order: 0H45754

Date: 11/2/23

Prepared By: Kovell

Project: Pre-Demo Survey

Title: Sample Location Diagram - Basement / Crawlspace





APPENDIX B

Laboratory Analytical Report(s)



CT Consultants, Inc.
8150 Sterling Ct.
Mentor, OH 44060
Bill Gallagher

Client Project: Pre-Demo Survey
EA Group Workorder Number: 231100033
Received on November 2, 2023

The following analytical report contains results as requested for samples as received by EA Group. The results included in this report have been reviewed for compliance with the analytical methods indicated in this report. All data has been found to be compliant with accepted laboratory protocol, except as noted in the QC narrative. Industrial hygiene reports, air and/or surface concentrations results are based upon sampling information provided by the client. Analyst initials of REF indicate analysis performed at a subcontract facility.

If you have questions, comments or require further assistance regarding this report, please contact your client services representative or one of the individuals listed below.

Data or reporting:

Debbie Lauer - Lab Manager
dlauer@eagroupohio.com

Sample tracking, supplies:

Sample Receiving
sreceiving@eagroupohio.com

Invoice Related:

Bonnie Renbarger - Office Manager
brenbarger@eagroupohio.com

Reproduction of this report is prohibited except in its entirety. Unless noted, soil, sludge and sediment results are reported on dry weight basis. The "Sample Reporting Limit" is based on the method used for analysis and does not refer to any regulatory limit. These results relate only to the items tested.



EA GROUP

Environmental Analysis
and Management

Laboratory Analytical Report

CT Consultants, Inc.

8150 Sterling Ct.

Mentor, OH 44060

Attention:
Bill Gallagher

Project Identification

Pre-Demo Survey

OH45754

Purchase Order:

EA Group

Order Number

2311-00033

Carl R. Eggebraaten
Microscopist

Deborah L. Lauer
Laboratory Manager

November 15, 2023



EA GROUP

Environmental Analysis
and Management

Project Summary

The following analytical report contains the results as requested for samples submitted to EA Group. The results included in this report have been reviewed for compliance with the analytical methods indicated in this report. All data have been found to be compliant with accepted laboratory protocol. Exceptions, if any, are noted below.

Sample Summary

Sample Receive Date: 11/ 2/2023

EAG	Client	EAG	Client
<u>Sample Identification</u>	<u>Sample Identification</u>	<u>Sample Identification</u>	<u>Sample Identification</u>
231100033-001A	OH45754-01	231100033-002A	OH45754-02
231100033-003A	OH45754-03	231100033-004A	OH45754-04
231100033-005A	OH45754-05	231100033-006A	OH45754-06
231100033-007A	OH45754-07	231100033-008A	OH45754-08
231100033-009A	OH45754-09	231100033-010A	OH45754-10
231100033-011A	OH45754-11	231100033-012A	OH45754-12
231100033-013A	OH45754-13	231100033-014A	OH45754-14
231100033-015A	OH45754-15	231100033-016A	OH45754-16
231100033-017A	OH45754-17	231100033-018A	OH45754-18
231100033-019A	OH45754-19	231100033-020A	OH45754-20
231100033-021A	OH45754-21	231100033-022A	OH45754-22
231100033-023A	OH45754-23	231100033-024A	OH45754-24
231100033-025A	OH45754-25	231100033-026A	OH45754-26
231100033-027A	OH45754-27	231100033-028A	OH45754-28
231100033-029A	OH45754-29	231100033-030A	OH45754-30
231100033-031A	OH45754-31	231100033-032A	OH45754-32
231100033-033A	OH45754-33	231100033-034A	OH45754-34
231100033-035A	OH45754-35	231100033-036A	OH45754-36
231100033-037A	OH45754-37	231100033-038A	OH45754-38
231100033-039A	OH45754-39	231100033-040A	OH45754-40
231100033-041A	OH45754-41	231100033-042A	OH45754-42
231100033-043A	OH45754-43	231100033-044A	OH45754-44
231100033-045A	OH45754-45	231100033-046A	OH45754-46
231100033-047A	OH45754-47	231100033-048A	OH45754-48
231100033-049A	OH45754-49	231100033-050A	OH45754-50
231100033-051A	OH45754-51	231100033-052A	OH45754-52
231100033-053A	OH45754-53	231100033-054A	OH45754-54
231100033-055A	OH45754-55	231100033-056A	OH45754-56
231100033-057A	OH45754-57	231100033-058A	OH45754-58
231100033-059A	OH45754-59	231100033-060A	OH45754-60
231100033-061A	OH45754-61	231100033-062A	OH45754-62
231100033-063A	OH45754-63	231100033-064A	OH45754-64
231100033-065A	OH45754-65	231100033-066A	OH45754-66
231100033-067A	OH45754-67	231100033-068A	OH45754-68
231100033-069A	OH45754-69	231100033-070A	OH45754-70
231100033-071A	OH45754-71	231100033-072A	OH45754-72



EA GROUP

Environmental Analysis
and Management

Project Summary

The following analytical report contains the results as requested for samples submitted to EA Group. The results included in this report have been reviewed for compliance with the analytical methods indicated in this report. All data have been found to be compliant with accepted laboratory protocol. Exceptions, if any, are noted below.

Sample Summary

Sample Receive Date: 11/ 2/2023

EAG	Client	EAG	Client
<u>Sample Identification</u>	<u>Sample Identification</u>	<u>Sample Identification</u>	<u>Sample Identification</u>
231100033-073A	OH45754-73	231100033-074A	OH45754-74
231100033-075A	OH45754-75	231100033-076A	OH45754-76
231100033-077A	OH45754-77	231100033-078A	OH45754-78
231100033-079A	OH45754-79	231100033-080A	OH45754-80
231100033-081A	OH45754-81	231100033-082A	OH45754-82
231100033-083A	OH45754-83	231100033-084A	OH45754-84
231100033-085A	OH45754-85	231100033-086A	OH45754-86
231100033-087A	OH45754-87	231100033-088A	OH45754-88
231100033-089A	OH45754-89	231100033-090A	OH45754-90
231100033-091A	OH45754-91	231100033-092A	OH45754-92
231100033-093A	OH45754-93	231100033-094A	OH45754-94
231100033-095A	OH45754-95	231100033-096A	OH45754-96
231100033-097A	OH45754-97	231100033-098A	OH45754-98
231100033-099A	OH45754-99	231100033-100A	OH45754-100
231100033-101A	OH45754-101	231100033-102A	OH45754-102
231100033-103A	OH45754-103	231100033-104A	OH45754-104
231100033-105A	OH45754-105	231100033-106A	OH45754-106
231100033-107A	OH45754-107	231100033-108A	OH45754-108
231100033-109A	OH45754-109	231100033-110A	OH45754-110
231100033-111A	OH45754-111	231100033-112A	OH45754-112
231100033-113A	OH45754-113	231100033-114A	OH45754-114
231100033-115A	OH45754-115	231100033-116A	OH45754-116
231100033-117A	OH45754-117	231100033-118A	OH45754-118
231100033-119A	OH45754-119	231100033-120A	OH45754-120
231100033-121A	OH45754-121	231100033-122A	OH45754-122
231100033-123A	OH45754-123	231100033-124A	OH45754-124
231100033-125A	OH45754-125	231100033-126A	OH45754-126
231100033-127A	OH45754-127	231100033-128A	OH45754-128
231100033-129A	OH45754-129	231100033-130A	OH45754-130
231100033-131A	OH45754-131	231100033-132A	OH45754-132
231100033-133A	OH45754-133	231100033-134A	OH45754-134
231100033-135A	OH45754-135	231100033-136A	OH45754-136
231100033-137A	OH45754-137	231100033-138A	OH45754-138
231100033-139A	OH45754-139	231100033-140A	OH45754-140
231100033-141A	OH45754-141	231100033-142A	OH45754-142
231100033-143A	OH45754-143	231100033-144A	OH45754-144



Project Summary

The following analytical report contains the results as requested for samples submitted to EA Group. The results included in this report have been reviewed for compliance with the analytical methods indicated in this report. All data have been found to be compliant with accepted laboratory protocol. Exceptions, if any, are noted below.

Sample Summary

Sample Receive Date: 11/ 2/2023

EAG	Client	EAG	Client
<u>Sample Identification</u>	<u>Sample Identification</u>	<u>Sample Identification</u>	<u>Sample Identification</u>
231100033-145A	OH45754-145	231100033-146A	OH45754-146
231100033-147A	OH45754-147	231100033-148A	OH45754-148
231100033-149A	OH45754-149	231100033-150A	OH45754-150
231100033-151A	OH45754-151	231100033-152A	OH45754-152
231100033-153A	OH45754-153	231100033-154A	OH45754-154
231100033-155A	OH45754-155	231100033-156A	OH45754-156
231100033-157A	OH45754-157	231100033-158A	OH45754-158
231100033-159A	OH45754-159	231100033-160A	OH45754-160
231100033-161A	OH45754-161	231100033-162A	OH45754-162
231100033-163A	OH45754-163	231100033-164A	OH45754-164
231100033-165A	OH45754-165	231100033-166A	OH45754-166
231100033-167A	OH45754-167	231100033-168A	OH45754-168
231100033-169A	OH45754-169	231100033-170A	OH45754-170
231100033-171A	OH45754-171		

Quality Control Narrative

This report contains data which was produced by a subcontracted laboratory

NVLAP Lab Code 101165-0 for Asbestos Analysis.

IATL, Inc.

9000 Commerce Parkway, Suite B

Mt. Laurel, NJ 08054

Reproduction of this report is prohibited except in its entirety. Unless noted, soil, sludge, and sediment results are reported on dry weight basis. The "Sample Reporting Limit" is based on the method used for analysis and does not refer to any regulatory limit.

This is a revised report which replaces the analytical report 2311-00033 issued on November 10, 2023.

Additional samples were analyzed.

CERTIFICATE OF ANALYSIS

Client: EA Group 7118 Industrial Park Mentor OH 44060	Report Date: 11/8/2023 Report No.: 692050 - PLM Project: OH45754 Project No.: 2311-033	Rev #2, 11/14/2023
Client: EAG482		

PLM BULK SAMPLE ANALYSIS SUMMARY

Lab No.: 7691344 Client No.: OH45754-01	Analyst Observation: White Drywall Client Description:	Location: Facility:
<u>Percent Asbestos:</u> <i>None Detected</i>	<u>Percent Non-Asbestos Fibrous Material:</u> 2 Cellulose	<u>Percent Non-Fibrous Material:</u> 98

Lab No.: 7691344(L2) Client No.: OH45754-01	Analyst Observation: White Texture Client Description:	Location: Facility:
<u>Percent Asbestos:</u> <i>None Detected</i>	<u>Percent Non-Asbestos Fibrous Material:</u> None Detected	<u>Percent Non-Fibrous Material:</u> 100

Lab No.: 7691345 Client No.: OH45754-02	Analyst Observation: White Drywall Client Description:	Location: Facility:
<u>Percent Asbestos:</u> <i>None Detected</i>	<u>Percent Non-Asbestos Fibrous Material:</u> None Detected	<u>Percent Non-Fibrous Material:</u> 100

Lab No.: 7691345(L2) Client No.: OH45754-02	Analyst Observation: White Texture Client Description:	Location: Facility:
<u>Percent Asbestos:</u> <i>None Detected</i>	<u>Percent Non-Asbestos Fibrous Material:</u> None Detected	<u>Percent Non-Fibrous Material:</u> 100

Lab No.: 7691346 Client No.: OH45754-03	Analyst Observation: White Drywall Client Description:	Location: Facility:
<u>Percent Asbestos:</u> <i>None Detected</i>	<u>Percent Non-Asbestos Fibrous Material:</u> None Detected	<u>Percent Non-Fibrous Material:</u> 100

Lab No.: 7691346(L2) Client No.: OH45754-03	Analyst Observation: White Drywall Client Description:	Location: Facility:
<u>Percent Asbestos:</u> <i>None Detected</i>	<u>Percent Non-Asbestos Fibrous Material:</u> None Detected	<u>Percent Non-Fibrous Material:</u> 100

Please refer to the Appendix of this report for further information regarding your analysis.

Date Received: 11/6/2023
Date Analyzed: 11/07/2023
Signature:
Analyst: Michael Moore

Approved By:
Frank E. Ehrenfeld, III
Laboratory Director

CERTIFICATE OF ANALYSIS

Client: EA Group 7118 Industrial Park Mentor OH 44060	Report Date: 11/8/2023 Report No.: 692050 - PLM Project: OH45754 Project No.: 2311-033	Rev #2, 11/14/2023
Client: EAG482		

PLM BULK SAMPLE ANALYSIS SUMMARY

Lab No.: 7691347 Client No.: OH45754-04	Analyst Observation: White Drywall Client Description:	Location: Facility:
<u>Percent Asbestos:</u> <i>None Detected</i>	<u>Percent Non-Asbestos Fibrous Material:</u> 2 Cellulose	<u>Percent Non-Fibrous Material:</u> 98

Lab No.: 7691347(L2) Client No.: OH45754-04	Analyst Observation: White Joint Compound Client Description:	Location: Facility:
<u>Percent Asbestos:</u> <i>None Detected</i>	<u>Percent Non-Asbestos Fibrous Material:</u> None Detected	<u>Percent Non-Fibrous Material:</u> 100


Lab No.: 7691348 Client No.: OH45754-05	Analyst Observation: White Drywall Client Description:	Location: Facility:
<u>Percent Asbestos:</u> <i>None Detected</i>	<u>Percent Non-Asbestos Fibrous Material:</u> 2 Cellulose	<u>Percent Non-Fibrous Material:</u> 98


Lab No.: 7691348(L2) Client No.: OH45754-05	Analyst Observation: White Texture Client Description:	Location: Facility:
<u>Percent Asbestos:</u> <i>None Detected</i>	<u>Percent Non-Asbestos Fibrous Material:</u> None Detected	<u>Percent Non-Fibrous Material:</u> 100

Lab No.: 7691349 Client No.: OH45754-06	Analyst Observation: White Drywall Client Description:	Location: Facility:
<u>Percent Asbestos:</u> <i>None Detected</i>	<u>Percent Non-Asbestos Fibrous Material:</u> 2 Cellulose	<u>Percent Non-Fibrous Material:</u> 98

Lab No.: 7691349(L2) Client No.: OH45754-06	Analyst Observation: White Texture Client Description:	Location: Facility:
<u>Percent Asbestos:</u> <i>None Detected</i>	<u>Percent Non-Asbestos Fibrous Material:</u> None Detected	<u>Percent Non-Fibrous Material:</u> 100

Please refer to the Appendix of this report for further information regarding your analysis.

Date Received: 11/6/2023
Date Analyzed: 11/07/2023
Signature: 
Analyst: Michael Moore

Approved By: 
Frank E. Ehrenfeld, III
Laboratory Director


CERTIFICATE OF ANALYSIS


Client: EA Group 7118 Industrial Park Mentor OH 44060	Report Date: 11/8/2023 Report No.: 692050 - PLM Project: OH45754 Project No.: 2311-033	Rev #2, 11/14/2023
Client: EAG482		

PLM BULK SAMPLE ANALYSIS SUMMARY

Lab No.: 7691350 Client No.: OH45754-07	Analyst Observation: White Drywall Client Description:	Location: Facility:
<u>Percent Asbestos:</u> <i>None Detected</i>	<u>Percent Non-Asbestos Fibrous Material:</u> 4 Cellulose 2 Fibrous Glass	<u>Percent Non-Fibrous Material:</u> 94
Lab No.: 7691350(L2) Client No.: OH45754-07	Analyst Observation: White Texture Client Description:	Location: Facility:
<u>Percent Asbestos:</u> <i>None Detected</i>	<u>Percent Non-Asbestos Fibrous Material:</u> None Detected	<u>Percent Non-Fibrous Material:</u> 100
Lab No.: 7691351 Client No.: OH45754-08	Analyst Observation: White Drywall Client Description:	Location: Facility:
<u>Percent Asbestos:</u> <i>None Detected</i>	<u>Percent Non-Asbestos Fibrous Material:</u> 4 Cellulose 2 Fibrous Glass	<u>Percent Non-Fibrous Material:</u> 94
Lab No.: 7691351(L2) Client No.: OH45754-08	Analyst Observation: White Texture Client Description:	Location: Facility:
<u>Percent Asbestos:</u> <i>None Detected</i>	<u>Percent Non-Asbestos Fibrous Material:</u> None Detected	<u>Percent Non-Fibrous Material:</u> 100
Lab No.: 7691352 Client No.: OH45754-09	Analyst Observation: Grey Sink Undercoating Client Description:	Location: Facility:
<u>Percent Asbestos:</u> <i>None Detected</i>	<u>Percent Non-Asbestos Fibrous Material:</u> None Detected	<u>Percent Non-Fibrous Material:</u> 100
Lab No.: 7691353 Client No.: OH45754-10	Analyst Observation: Grey Sink Undercoating Client Description:	Location: Facility:
<u>Percent Asbestos:</u> <i>None Detected</i>	<u>Percent Non-Asbestos Fibrous Material:</u> None Detected	<u>Percent Non-Fibrous Material:</u> 100

Please refer to the Appendix of this report for further information regarding your analysis.

Date Received: 11/6/2023
Date Analyzed: 11/07/2023
Signature: 
Analyst: Michael Moore

Approved By: 
Frank E. Ehrenfeld, III
Laboratory Director

CERTIFICATE OF ANALYSIS

Client: EA Group	Report Date: 11/8/2023	
7118 Industrial Park	Report No.: 692050 - PLM	Rev #2, 11/14/2023
Mentor OH 44060	Project: OH45754	
Client: EAG482	Project No.: 2311-033	

PLM BULK SAMPLE ANALYSIS SUMMARY

Lab No.: 7691354	Analyst Observation: Grey Vinyl Sheet Flooring	Location:
Client No.: OH45754-11	Client Description:	Facility:
<u>Percent Asbestos:</u>	<u>Percent Non-Asbestos Fibrous Material:</u>	<u>Percent Non-Fibrous Material:</u>
<i>None Detected</i>	4 Fibrous Glass	96

Lab No.: 7691354(L2)	Analyst Observation: Yellow/Brown Mastic	Location:
Client No.: OH45754-11	Client Description:	Facility:
<u>Percent Asbestos:</u>	<u>Percent Non-Asbestos Fibrous Material:</u>	<u>Percent Non-Fibrous Material:</u>
<i>None Detected</i>	None Detected	100


Lab No.: 7691355	Analyst Observation: Grey Vinyl Sheet Flooring	Location:
Client No.: OH45754-12	Client Description:	Facility:
<u>Percent Asbestos:</u>	<u>Percent Non-Asbestos Fibrous Material:</u>	<u>Percent Non-Fibrous Material:</u>
<i>None Detected</i>	4 Fibrous Glass	96


Lab No.: 7691355(L2)	Analyst Observation: Yellow Mastic	Location:
Client No.: OH45754-12	Client Description:	Facility:
<u>Percent Asbestos:</u>	<u>Percent Non-Asbestos Fibrous Material:</u>	<u>Percent Non-Fibrous Material:</u>
<i>None Detected</i>	None Detected	100

Lab No.: 7691356	Analyst Observation: Grey Vinyl Sheet Flooring	Location:
Client No.: OH45754-13	Client Description:	Facility:
<u>Percent Asbestos:</u>	<u>Percent Non-Asbestos Fibrous Material:</u>	<u>Percent Non-Fibrous Material:</u>
<i>None Detected</i>	15 Cellulose 2 Fibrous Glass	83

Lab No.: 7691356(L2)	Analyst Observation: White/Yellow Mastic	Location:
Client No.: OH45754-13	Client Description:	Facility:
<u>Percent Asbestos:</u>	<u>Percent Non-Asbestos Fibrous Material:</u>	<u>Percent Non-Fibrous Material:</u>
<i>None Detected</i>	2 Cellulose	98

Please refer to the Appendix of this report for further information regarding your analysis.

Date Received: 11/6/2023
 Date Analyzed: 11/07/2023
 Signature: 
 Analyst: Michael Moore

Approved By: 
 Frank E. Ehrenfeld, III
 Laboratory Director


CERTIFICATE OF ANALYSIS


Client: EA Group 7118 Industrial Park Mentor OH 44060	Report Date: 11/8/2023 Report No.: 692050 - PLM Project: OH45754 Project No.: 2311-033	Rev #2, 11/14/2023
Client: EAG482		

PLM BULK SAMPLE ANALYSIS SUMMARY

Lab No.: 7691357 Client No.: OH45754-14	Analyst Observation: Grey Vinyl Sheet Flooring Client Description:	Location: Facility:
<u>Percent Asbestos:</u> <i>None Detected</i>	<u>Percent Non-Asbestos Fibrous Material:</u> 15 Cellulose 2 Fibrous Glass	<u>Percent Non-Fibrous Material:</u> 83
Lab No.: 7691357(L2) Client No.: OH45754-14	Analyst Observation: Yellow Mastic Client Description:	Location: Facility:
<u>Percent Asbestos:</u> <i>None Detected</i>	<u>Percent Non-Asbestos Fibrous Material:</u> None Detected	<u>Percent Non-Fibrous Material:</u> 100
Lab No.: 7691358 Client No.: OH45754-15	Analyst Observation: Brown Vinyl Sheet Flooring Client Description:	Location: Facility:
<u>Percent Asbestos:</u> <i>None Detected</i>	<u>Percent Non-Asbestos Fibrous Material:</u> 4 Fibrous Glass	<u>Percent Non-Fibrous Material:</u> 96
Lab No.: 7691358(L2) Client No.: OH45754-15	Analyst Observation: Clear/Yellow Mastic Client Description:	Location: Facility:
<u>Percent Asbestos:</u> <i>None Detected</i>	<u>Percent Non-Asbestos Fibrous Material:</u> 2 Cellulose	<u>Percent Non-Fibrous Material:</u> 98
Lab No.: 7691359 Client No.: OH45754-16	Analyst Observation: Brown Vinyl Sheet Flooring Client Description:	Location: Facility:
<u>Percent Asbestos:</u> <i>None Detected</i>	<u>Percent Non-Asbestos Fibrous Material:</u> 4 Fibrous Glass	<u>Percent Non-Fibrous Material:</u> 96
Lab No.: 7691359(L2) Client No.: OH45754-16	Analyst Observation: Clear Mastic Client Description:	Location: Facility:
<u>Percent Asbestos:</u> <i>None Detected</i>	<u>Percent Non-Asbestos Fibrous Material:</u> None Detected	<u>Percent Non-Fibrous Material:</u> 100

Please refer to the Appendix of this report for further information regarding your analysis.

Date Received: 11/6/2023
Date Analyzed: 11/07/2023
Signature: 
Analyst: Michael Moore

Approved By: 
Frank E. Ehrenfeld, III
Laboratory Director

CERTIFICATE OF ANALYSIS

Client: EA Group 7118 Industrial Park Mentor OH 44060	Report Date: 11/8/2023 Report No.: 692050 - PLM Project: OH45754 Project No.: 2311-033	Rev #2, 11/14/2023
Client: EAG482		

PLM BULK SAMPLE ANALYSIS SUMMARY

Lab No.: 7691360 Client No.: OH45754-17	Analyst Observation: Beige Vinyl Sheet Flooring Client Description:	Location: Facility:
<u>Percent Asbestos:</u> <i>None Detected</i>	<u>Percent Non-Asbestos Fibrous Material:</u> 15 Cellulose 2 Fibrous Glass	<u>Percent Non-Fibrous Material:</u> 83

Lab No.: 7691360(L2) Client No.: OH45754-17	Analyst Observation: Off-White Mastic Client Description:	Location: Facility:
<u>Percent Asbestos:</u> <i>None Detected</i>	<u>Percent Non-Asbestos Fibrous Material:</u> 2 Cellulose	<u>Percent Non-Fibrous Material:</u> 98

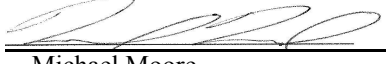
Lab No.: 7691361 Client No.: OH45754-18	Analyst Observation: Beige Vinyl Sheet Flooring Client Description:	Location: Facility:
<u>Percent Asbestos:</u> <i>None Detected</i>	<u>Percent Non-Asbestos Fibrous Material:</u> 15 Cellulose 2 Fibrous Glass	<u>Percent Non-Fibrous Material:</u> 83


Lab No.: 7691361(L2) Client No.: OH45754-18	Analyst Observation: Yellow Mastic Client Description:	Location: Facility:
<u>Percent Asbestos:</u> <i>None Detected</i>	<u>Percent Non-Asbestos Fibrous Material:</u> None Detected	<u>Percent Non-Fibrous Material:</u> 100

Lab No.: 7691362 Client No.: OH45754-19	Analyst Observation: Grey Cove Base Client Description:	Location: Facility:
<u>Percent Asbestos:</u> <i>None Detected</i>	<u>Percent Non-Asbestos Fibrous Material:</u> None Detected	<u>Percent Non-Fibrous Material:</u> 100

Lab No.: 7691362(L2) Client No.: OH45754-19	Analyst Observation: Yellow Mastic Client Description:	Location: Facility:
<u>Percent Asbestos:</u> <i>None Detected</i>	<u>Percent Non-Asbestos Fibrous Material:</u> None Detected	<u>Percent Non-Fibrous Material:</u> 100

Please refer to the Appendix of this report for further information regarding your analysis.

Date Received: 11/6/2023
Date Analyzed: 11/07/2023
Signature: 
Analyst: Michael Moore

Approved By: 
Frank E. Ehrenfeld, III
Laboratory Director

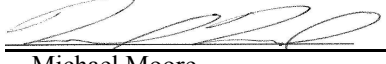
CERTIFICATE OF ANALYSIS


Client: EA Group 7118 Industrial Park Mentor OH 44060	Report Date: 11/8/2023 Report No.: 692050 - PLM Project: OH45754 Project No.: 2311-033	Rev #2, 11/14/2023
Client: EAG482		

PLM BULK SAMPLE ANALYSIS SUMMARY

Lab No.: 7691363 Client No.: OH45754-20	Analyst Observation: Grey Cove Base Client Description:	Location: Facility:
<u>Percent Asbestos:</u> <i>None Detected</i>	<u>Percent Non-Asbestos Fibrous Material:</u> None Detected	<u>Percent Non-Fibrous Material:</u> 100
Lab No.: 7691363(L2) Client No.: OH45754-20	Analyst Observation: Yellow Mastic Client Description:	Location: Facility:
<u>Percent Asbestos:</u> <i>None Detected</i>	<u>Percent Non-Asbestos Fibrous Material:</u> None Detected	<u>Percent Non-Fibrous Material:</u> 100
Lab No.: 7691364 Client No.: OH45754-21	Analyst Observation: Tan Insulation Client Description:	Location: Facility:
<u>Percent Asbestos:</u> <i>None Detected</i>	<u>Percent Non-Asbestos Fibrous Material:</u> 90 Cellulose	<u>Percent Non-Fibrous Material:</u> 10
Lab No.: 7691365 Client No.: OH45754-22	Analyst Observation: Tan Insulation Client Description:	Location: Facility:
<u>Percent Asbestos:</u> <i>None Detected</i>	<u>Percent Non-Asbestos Fibrous Material:</u> 90 Cellulose	<u>Percent Non-Fibrous Material:</u> 10
Lab No.: 7691366 Client No.: OH45754-23	Analyst Observation: Tan Insulation Client Description:	Location: Facility:
<u>Percent Asbestos:</u> <i>None Detected</i>	<u>Percent Non-Asbestos Fibrous Material:</u> 90 Cellulose	<u>Percent Non-Fibrous Material:</u> 10
Lab No.: 7691367 Client No.: OH45754-24	Analyst Observation: Green Vinyl Sheet Flooring Client Description:	Location: Facility:
<u>Percent Asbestos:</u> <i>None Detected</i>	<u>Percent Non-Asbestos Fibrous Material:</u> None Detected	<u>Percent Non-Fibrous Material:</u> 100

Please refer to the Appendix of this report for further information regarding your analysis.

Date Received: 11/6/2023
Date Analyzed: 11/07/2023
Signature: 
Analyst: Michael Moore

Approved By: 
Frank E. Ehrenfeld, III
Laboratory Director

CERTIFICATE OF ANALYSIS

Client: EA Group 7118 Industrial Park Mentor OH 44060	Report Date: 11/8/2023 Report No.: 692050 - PLM Project: OH45754 Project No.: 2311-033	Rev #2, 11/14/2023
Client: EAG482		

PLM BULK SAMPLE ANALYSIS SUMMARY

Lab No.: 7691368 Client No.: OH45754-25	Analyst Observation: Green Vinyl Sheet Flooring Client Description:	Location: Facility:
<u>Percent Asbestos:</u> <i>None Detected</i>	<u>Percent Non-Asbestos Fibrous Material:</u> None Detected	<u>Percent Non-Fibrous Material:</u> 100

Lab No.: 7691368(L2) Client No.: OH45754-25	Analyst Observation: Yellow Mastic Client Description:	Location: Facility:
<u>Percent Asbestos:</u> <i>None Detected</i>	<u>Percent Non-Asbestos Fibrous Material:</u> 2 Cellulose	<u>Percent Non-Fibrous Material:</u> 98


Lab No.: 7691369 Client No.: OH45754-26	Analyst Observation: Green Vinyl Sheet Flooring Client Description:	Location: Facility:
<u>Percent Asbestos:</u> <i>15 Chrysotile</i>	<u>Percent Non-Asbestos Fibrous Material:</u> None Detected	<u>Percent Non-Fibrous Material:</u> 85


Lab No.: 7691369(L2) Client No.: OH45754-26	Analyst Observation: Yellow Mastic Client Description:	Location: Facility:
<u>Percent Asbestos:</u> <i>None Detected</i>	<u>Percent Non-Asbestos Fibrous Material:</u> 2 Cellulose	<u>Percent Non-Fibrous Material:</u> 98

Lab No.: 7691370 Client No.: OH45754-27	Analyst Observation: Green Vinyl Sheet Flooring Client Description:	Location: Facility:
<u>Percent Asbestos:</u> <i>15 Chrysotile</i>	<u>Percent Non-Asbestos Fibrous Material:</u> None Detected	<u>Percent Non-Fibrous Material:</u> 85

Lab No.: 7691370(L2) Client No.: OH45754-27	Analyst Observation: Yellow Mastic Client Description:	Location: Facility:
<u>Percent Asbestos:</u> <i>None Detected</i>	<u>Percent Non-Asbestos Fibrous Material:</u> 2 Cellulose	<u>Percent Non-Fibrous Material:</u> 98

Please refer to the Appendix of this report for further information regarding your analysis.

Date Received: 11/6/2023
Date Analyzed: 11/07/2023
Signature: 
Analyst: Michael Moore

Approved By: 
Frank E. Ehrenfeld, III
Laboratory Director


CERTIFICATE OF ANALYSIS


Client: EA Group 7118 Industrial Park Mentor OH 44060	Report Date: 11/8/2023 Report No.: 692050 - PLM Project: OH45754 Project No.: 2311-033	Rev #2, 11/14/2023
Client: EAG482		

PLM BULK SAMPLE ANALYSIS SUMMARY

Lab No.: 7691371 Client No.: OH45754-28	Analyst Observation: Off-White/Grey Vinyl Sheet Flooring Client Description:	Location: Facility:
<u>Percent Asbestos:</u> <i>None Detected</i>	<u>Percent Non-Asbestos Fibrous Material:</u> None Detected	<u>Percent Non-Fibrous Material:</u> 100
Lab No.: 7691371(L2) Client No.: OH45754-28	Analyst Observation: Yellow Mastic Client Description:	Location: Facility:
<u>Percent Asbestos:</u> <i>None Detected</i>	<u>Percent Non-Asbestos Fibrous Material:</u> None Detected	<u>Percent Non-Fibrous Material:</u> 100
Lab No.: 7691372 Client No.: OH45754-29	Analyst Observation: Off-White/Grey Vinyl Sheet Flooring Client Description:	Location: Facility:
<u>Percent Asbestos:</u> <i>None Detected</i>	<u>Percent Non-Asbestos Fibrous Material:</u> None Detected	<u>Percent Non-Fibrous Material:</u> 100
Lab No.: 7691372(L2) Client No.: OH45754-29	Analyst Observation: Yellow Mastic Client Description:	Location: Facility:
<u>Percent Asbestos:</u> <i>None Detected</i>	<u>Percent Non-Asbestos Fibrous Material:</u> None Detected	<u>Percent Non-Fibrous Material:</u> 100
Lab No.: 7691373 Client No.: OH45754-30	Analyst Observation: White Vinyl Sheet Flooring Client Description:	Location: Facility:
<u>Percent Asbestos:</u> <i>None Detected</i>	<u>Percent Non-Asbestos Fibrous Material:</u> None Detected	<u>Percent Non-Fibrous Material:</u> 100
Lab No.: 7691373(L2) Client No.: OH45754-30	Analyst Observation: Yellow Mastic Client Description:	Location: Facility:
<u>Percent Asbestos:</u> <i>None Detected</i>	<u>Percent Non-Asbestos Fibrous Material:</u> None Detected	<u>Percent Non-Fibrous Material:</u> 100

Please refer to the Appendix of this report for further information regarding your analysis.

Date Received: 11/6/2023
Date Analyzed: 11/07/2023
Signature: 
Analyst: Michael Moore

Approved By: 
Frank E. Ehrenfeld, III
Laboratory Director

CERTIFICATE OF ANALYSIS

Client: EA Group 7118 Industrial Park Mentor OH 44060	Report Date: 11/8/2023 Report No.: 692050 - PLM Project: OH45754 Project No.: 2311-033	Rev #2, 11/14/2023
Client: EAG482		

PLM BULK SAMPLE ANALYSIS SUMMARY

Lab No.: 7691373(L3) Client No.: OH45754-30	Analyst Observation: Tan Backing Material Client Description:	Location: Facility:
<u>Percent Asbestos:</u> <i>15 Chrysotile</i>	<u>Percent Non-Asbestos Fibrous Material:</u> None Detected	<u>Percent Non-Fibrous Material:</u> 85

Lab No.: 7691374 Client No.: OH45754-31	Analyst Observation: Green Vinyl Sheet Flooring Client Description:	Location: Facility:
<u>Percent Asbestos:</u> <i>None Detected</i>	<u>Percent Non-Asbestos Fibrous Material:</u> None Detected	<u>Percent Non-Fibrous Material:</u> 100

Lab No.: 7691374(L2) Client No.: OH45754-31	Analyst Observation: Yellow Mastic Client Description:	Location: Facility:
<u>Percent Asbestos:</u> <i>None Detected</i>	<u>Percent Non-Asbestos Fibrous Material:</u> None Detected	<u>Percent Non-Fibrous Material:</u> 100


Lab No.: 7691374(L3) Client No.: OH45754-31	Analyst Observation: Tan Backing Material Client Description:	Location: Facility:
<u>Percent Asbestos:</u> <i>25 Chrysotile</i>	<u>Percent Non-Asbestos Fibrous Material:</u> None Detected	<u>Percent Non-Fibrous Material:</u> 75


Note: Sample analyzed by Dean Andrews on 11/14/23.

Lab No.: 7691375 Client No.: OH45754-32	Analyst Observation: Tan Plaster Client Description:	Location: Facility:
<u>Percent Asbestos:</u> <i>None Detected</i>	<u>Percent Non-Asbestos Fibrous Material:</u> 3 Synthetic	<u>Percent Non-Fibrous Material:</u> 97

Lab No.: 7691375(L2) Client No.: OH45754-32	Analyst Observation: White Texture Client Description:	Location: Facility:
<u>Percent Asbestos:</u> <i>PC 1.4 Chrysotile</i>	<u>Percent Non-Asbestos Fibrous Material:</u> None Detected	<u>Percent Non-Fibrous Material:</u> 98.6

Please refer to the Appendix of this report for further information regarding your analysis.

Date Received: 11/6/2023
Date Analyzed: 11/07/2023
Signature: 
Analyst: Michael Moore

Approved By: 
Frank E. Ehrenfeld, III
Laboratory Director

CERTIFICATE OF ANALYSIS

Client: EA Group 7118 Industrial Park Mentor OH 44060	Report Date: 11/8/2023 Report No.: 692050 - PLM Project: OH45754 Project No.: 2311-033	Rev #2, 11/14/2023
Client: EAG482		

PLM BULK SAMPLE ANALYSIS SUMMARY

Lab No.: 7691376 Client No.: OH45754-33	Analyst Observation: Grey Plaster Client Description:	Location: Facility:
<u>Percent Asbestos:</u> <i>None Detected</i>	<u>Percent Non-Asbestos Fibrous Material:</u> None Detected	<u>Percent Non-Fibrous Material:</u> 100

Lab No.: 7691376(L2) Client No.: OH45754-33	Analyst Observation: White Texture Client Description:	Location: Facility:
<u>Percent Asbestos:</u> <i>None Detected</i>	<u>Percent Non-Asbestos Fibrous Material:</u> None Detected	<u>Percent Non-Fibrous Material:</u> 100

Note: Sample analyzed by Dean Andrews on 11/14/23.

Lab No.: 7691376(L3) Client No.: OH45754-33	Analyst Observation: White/Brown Caulk Client Description:	Location: Facility:
<u>Percent Asbestos:</u> <i>None Detected</i>	<u>Percent Non-Asbestos Fibrous Material:</u> None Detected	<u>Percent Non-Fibrous Material:</u> 100


Lab No.: 7691377 Client No.: OH45754-34	Analyst Observation: Grey Plaster Client Description:	Location: Facility:
<u>Percent Asbestos:</u> <i>None Detected</i>	<u>Percent Non-Asbestos Fibrous Material:</u> None Detected	<u>Percent Non-Fibrous Material:</u> 100


Lab No.: 7691377(L2) Client No.: OH45754-34	Analyst Observation: White Texture Client Description:	Location: Facility:
<u>Percent Asbestos:</u> <i>None Detected</i>	<u>Percent Non-Asbestos Fibrous Material:</u> None Detected	<u>Percent Non-Fibrous Material:</u> 100

Note: Sample analyzed by Dean Andrews on 11/14/23.

Lab No.: 7691377(L3) Client No.: OH45754-34	Analyst Observation: White Caulk Client Description:	Location: Facility:
<u>Percent Asbestos:</u> <i>None Detected</i>	<u>Percent Non-Asbestos Fibrous Material:</u> None Detected	<u>Percent Non-Fibrous Material:</u> 100

Please refer to the Appendix of this report for further information regarding your analysis.

Date Received: 11/6/2023
Date Analyzed: 11/07/2023
Signature: 
Analyst: Michael Moore

Approved By: 
Frank E. Ehrenfeld, III
Laboratory Director

CERTIFICATE OF ANALYSIS

Client: EA Group 7118 Industrial Park Mentor OH 44060	Report Date: 11/8/2023 Report No.: 692050 - PLM Project: OH45754 Project No.: 2311-033	Rev #2, 11/14/2023
Client: EAG482		

PLM BULK SAMPLE ANALYSIS SUMMARY

Lab No.: 7691378 Client No.: OH45754-35	Analyst Observation: Grey Plaster Client Description:	Location: Facility:
<u>Percent Asbestos:</u> <i>None Detected</i>	<u>Percent Non-Asbestos Fibrous Material:</u> 3 Synthetic	<u>Percent Non-Fibrous Material:</u> 97

Lab No.: 7691378(L2) Client No.: OH45754-35	Analyst Observation: White Texture Client Description:	Location: Facility:
<u>Percent Asbestos:</u> <i>None Detected</i>	<u>Percent Non-Asbestos Fibrous Material:</u> None Detected	<u>Percent Non-Fibrous Material:</u> 100

Lab No.: 7691379 Client No.: OH45754-36	Analyst Observation: Grey Plaster Client Description:	Location: Facility:
<u>Percent Asbestos:</u> <i>None Detected</i>	<u>Percent Non-Asbestos Fibrous Material:</u> 3 Synthetic	<u>Percent Non-Fibrous Material:</u> 97

Lab No.: 7691379(L2) Client No.: OH45754-36	Analyst Observation: White Texture Client Description:	Location: Facility:
<u>Percent Asbestos:</u> <i>None Detected</i>	<u>Percent Non-Asbestos Fibrous Material:</u> None Detected	<u>Percent Non-Fibrous Material:</u> 100

Lab No.: 7691380 Client No.: OH45754-37	Analyst Observation: Grey Plaster Client Description:	Location: Facility:
<u>Percent Asbestos:</u> <i>None Detected</i>	<u>Percent Non-Asbestos Fibrous Material:</u> 3 Synthetic	<u>Percent Non-Fibrous Material:</u> 97

Lab No.: 7691380(L2) Client No.: OH45754-37	Analyst Observation: White Texture Client Description:	Location: Facility:
<u>Percent Asbestos:</u> <i>None Detected</i>	<u>Percent Non-Asbestos Fibrous Material:</u> None Detected	<u>Percent Non-Fibrous Material:</u> 100

Please refer to the Appendix of this report for further information regarding your analysis.

Date Received: 11/6/2023
Date Analyzed: 11/07/2023
Signature:
Analyst: Michael Moore

Approved By:
Frank E. Ehrenfeld, III
Laboratory Director

CERTIFICATE OF ANALYSIS

Client: EA Group 7118 Industrial Park Mentor OH 44060	Report Date: 11/8/2023 Report No.: 692050 - PLM Project: OH45754 Project No.: 2311-033	Rev #2, 11/14/2023
Client: EAG482		

PLM BULK SAMPLE ANALYSIS SUMMARY

Lab No.: 7691381 Client No.: OH45754-38	Analyst Observation: White Drywall Client Description:	Location: Facility:
<u>Percent Asbestos:</u> <i>None Detected</i>	<u>Percent Non-Asbestos Fibrous Material:</u> 2 Fibrous Glass	<u>Percent Non-Fibrous Material:</u> 98
Lab No.: 7691381(L2) Client No.: OH45754-38	Analyst Observation: White Joint Compound Client Description:	Location: Facility:
<u>Percent Asbestos:</u> <i>None Detected</i>	<u>Percent Non-Asbestos Fibrous Material:</u> None Detected	<u>Percent Non-Fibrous Material:</u> 100
Lab No.: 7691382 Client No.: OH45754-39	Analyst Observation: White Drywall Client Description:	Location: Facility:
<u>Percent Asbestos:</u> <i>None Detected</i>	<u>Percent Non-Asbestos Fibrous Material:</u> 2 Fibrous Glass	<u>Percent Non-Fibrous Material:</u> 98
Lab No.: 7691382(L2) Client No.: OH45754-39	Analyst Observation: White Joint Compound Client Description:	Location: Facility:
<u>Percent Asbestos:</u> <i>None Detected</i>	<u>Percent Non-Asbestos Fibrous Material:</u> None Detected	<u>Percent Non-Fibrous Material:</u> 100
Lab No.: 7691383 Client No.: OH45754-40	Analyst Observation: White Drywall Client Description:	Location: Facility:
<u>Percent Asbestos:</u> <i>None Detected</i>	<u>Percent Non-Asbestos Fibrous Material:</u> None Detected	<u>Percent Non-Fibrous Material:</u> 100
Lab No.: 7691383(L2) Client No.: OH45754-40	Analyst Observation: White Joint Compound Client Description:	Location: Facility:
<u>Percent Asbestos:</u> <i>None Detected</i>	<u>Percent Non-Asbestos Fibrous Material:</u> None Detected	<u>Percent Non-Fibrous Material:</u> 100

Please refer to the Appendix of this report for further information regarding your analysis.

Date Received: 11/6/2023
Date Analyzed: 11/07/2023
Signature:
Analyst: Michael Moore

Approved By:
Frank E. Ehrenfeld, III
Laboratory Director


CERTIFICATE OF ANALYSIS


Client: EA Group 7118 Industrial Park Mentor OH 44060	Report Date: 11/8/2023 Report No.: 692050 - PLM Project: OH45754 Project No.: 2311-033	Rev #2, 11/14/2023
Client: EAG482		

PLM BULK SAMPLE ANALYSIS SUMMARY

Lab No.: 7691384 Client No.: OH45754-41	Analyst Observation: White Drywall Client Description:	Location: Facility:
<u>Percent Asbestos:</u> <i>None Detected</i>	<u>Percent Non-Asbestos Fibrous Material:</u> None Detected	<u>Percent Non-Fibrous Material:</u> 100
Lab No.: 7691384(L2) Client No.: OH45754-41	Analyst Observation: White Joint Compound Client Description:	Location: Facility:
<u>Percent Asbestos:</u> <i>None Detected</i>	<u>Percent Non-Asbestos Fibrous Material:</u> None Detected	<u>Percent Non-Fibrous Material:</u> 100
Lab No.: 7691385 Client No.: OH45754-42	Analyst Observation: White Drywall Client Description:	Location: Facility:
<u>Percent Asbestos:</u> <i>None Detected</i>	<u>Percent Non-Asbestos Fibrous Material:</u> None Detected	<u>Percent Non-Fibrous Material:</u> 100
Lab No.: 7691385(L2) Client No.: OH45754-42	Analyst Observation: White Joint Compound Client Description:	Location: Facility:
<u>Percent Asbestos:</u> <i>None Detected</i>	<u>Percent Non-Asbestos Fibrous Material:</u> None Detected	<u>Percent Non-Fibrous Material:</u> 100
Lab No.: 7691386 Client No.: OH45754-43	Analyst Observation: White Drywall Client Description:	Location: Facility:
<u>Percent Asbestos:</u> <i>None Detected</i>	<u>Percent Non-Asbestos Fibrous Material:</u> None Detected	<u>Percent Non-Fibrous Material:</u> 100
Lab No.: 7691386(L2) Client No.: OH45754-43	Analyst Observation: White Joint Compound Client Description:	Location: Facility:
<u>Percent Asbestos:</u> <i>None Detected</i>	<u>Percent Non-Asbestos Fibrous Material:</u> None Detected	<u>Percent Non-Fibrous Material:</u> 100

Please refer to the Appendix of this report for further information regarding your analysis.

Date Received: 11/6/2023
Date Analyzed: 11/07/2023
Signature: 
Analyst: Michael Moore

Approved By: 
Frank E. Ehrenfeld, III
Laboratory Director

CERTIFICATE OF ANALYSIS

Client: EA Group 7118 Industrial Park Mentor OH 44060	Report Date: 11/8/2023 Report No.: 692050 - PLM Project: OH45754 Project No.: 2311-033	Rev #2, 11/14/2023
Client: EAG482		

PLM BULK SAMPLE ANALYSIS SUMMARY

Lab No.: 7691387 Client No.: OH45754-44	Analyst Observation: Tan Floor Tile Client Description:	Location: Facility:
<u>Percent Asbestos:</u> <i>None Detected</i>	<u>Percent Non-Asbestos Fibrous Material:</u> None Detected	<u>Percent Non-Fibrous Material:</u> 100

Lab No.: 7691387(L2) Client No.: OH45754-44	Analyst Observation: Yellow Mastic Client Description:	Location: Facility:
<u>Percent Asbestos:</u> <i>None Detected</i>	<u>Percent Non-Asbestos Fibrous Material:</u> None Detected	<u>Percent Non-Fibrous Material:</u> 100

Lab No.: 7691388 Client No.: OH45754-45	Analyst Observation: Tan Floor Tile Client Description:	Location: Facility:
<u>Percent Asbestos:</u> <i>None Detected</i>	<u>Percent Non-Asbestos Fibrous Material:</u> None Detected	<u>Percent Non-Fibrous Material:</u> 100

Lab No.: 7691388(L2) Client No.: OH45754-45	Analyst Observation: Yellow Mastic Client Description:	Location: Facility:
<u>Percent Asbestos:</u> <i>None Detected</i>	<u>Percent Non-Asbestos Fibrous Material:</u> None Detected	<u>Percent Non-Fibrous Material:</u> 100

Lab No.: 7691389 Client No.: OH45754-46	Analyst Observation: Grey Plaster Client Description:	Location: Facility:
<u>Percent Asbestos:</u> <i>None Detected</i>	<u>Percent Non-Asbestos Fibrous Material:</u> 15 Hair	<u>Percent Non-Fibrous Material:</u> 85

Lab No.: 7691389(L2) Client No.: OH45754-46	Analyst Observation: White Plaster Client Description:	Location: Facility:
<u>Percent Asbestos:</u> <i>None Detected</i>	<u>Percent Non-Asbestos Fibrous Material:</u> None Detected	<u>Percent Non-Fibrous Material:</u> 100

Please refer to the Appendix of this report for further information regarding your analysis.

Date Received: 11/6/2023
Date Analyzed: 11/08/2023
Signature:
Analyst: Maxamillian Roselli

Approved By:
Frank E. Ehrenfeld, III
Laboratory Director

CERTIFICATE OF ANALYSIS

Client: EA Group 7118 Industrial Park Mentor OH 44060	Report Date: 11/8/2023 Report No.: 692050 - PLM Project: OH45754 Project No.: 2311-033	Rev #2, 11/14/2023
Client: EAG482		

PLM BULK SAMPLE ANALYSIS SUMMARY

Lab No.: 7691390 Client No.: OH45754-47	Analyst Observation: Grey Plaster Client Description:	Location: Facility:
<u>Percent Asbestos:</u> <i>None Detected</i>	<u>Percent Non-Asbestos Fibrous Material:</u> 15 Hair	<u>Percent Non-Fibrous Material:</u> 85

Lab No.: 7691390(L2) Client No.: OH45754-47	Analyst Observation: White Plaster Client Description:	Location: Facility:
<u>Percent Asbestos:</u> <i>None Detected</i>	<u>Percent Non-Asbestos Fibrous Material:</u> None Detected	<u>Percent Non-Fibrous Material:</u> 100


Lab No.: 7691391 Client No.: OH45754-48	Analyst Observation: Grey Plaster Client Description:	Location: Facility:
<u>Percent Asbestos:</u> <i>None Detected</i>	<u>Percent Non-Asbestos Fibrous Material:</u> 15 Hair	<u>Percent Non-Fibrous Material:</u> 85


Lab No.: 7691391(L2) Client No.: OH45754-48	Analyst Observation: White Plaster Client Description:	Location: Facility:
<u>Percent Asbestos:</u> <i>None Detected</i>	<u>Percent Non-Asbestos Fibrous Material:</u> None Detected	<u>Percent Non-Fibrous Material:</u> 100

Lab No.: 7691392 Client No.: OH45754-49	Analyst Observation: White Ceramic Client Description:	Location: Facility:
<u>Percent Asbestos:</u> <i>None Detected</i>	<u>Percent Non-Asbestos Fibrous Material:</u> None Detected	<u>Percent Non-Fibrous Material:</u> 100

Lab No.: 7691392(L2) Client No.: OH45754-49	Analyst Observation: White Grout Client Description:	Location: Facility:
<u>Percent Asbestos:</u> <i>None Detected</i>	<u>Percent Non-Asbestos Fibrous Material:</u> None Detected	<u>Percent Non-Fibrous Material:</u> 100

Please refer to the Appendix of this report for further information regarding your analysis.

Date Received: 11/6/2023
Date Analyzed: 11/08/2023
Signature: 
Analyst: Maxamillian Roselli

Approved By: 
Frank E. Ehrenfeld, III
Laboratory Director

CERTIFICATE OF ANALYSIS

Client: EA Group 7118 Industrial Park Mentor OH 44060	Report Date: 11/8/2023 Report No.: 692050 - PLM Project: OH45754 Project No.: 2311-033	Rev #2, 11/14/2023
Client: EAG482		

PLM BULK SAMPLE ANALYSIS SUMMARY

Lab No.: 7691393 Client No.: OH45754-50	Analyst Observation: White Ceramic Client Description:	Location: Facility:
<u>Percent Asbestos:</u> <i>None Detected</i>	<u>Percent Non-Asbestos Fibrous Material:</u> None Detected	<u>Percent Non-Fibrous Material:</u> 100

Lab No.: 7691393(L2) Client No.: OH45754-50	Analyst Observation: White Grout Client Description:	Location: Facility:
<u>Percent Asbestos:</u> <i>None Detected</i>	<u>Percent Non-Asbestos Fibrous Material:</u> None Detected	<u>Percent Non-Fibrous Material:</u> 100

Lab No.: 7691394 Client No.: OH45754-51	Analyst Observation: White Vinyl Sheet Flooring Client Description:	Location: Facility:
<u>Percent Asbestos:</u> <i>None Detected</i>	<u>Percent Non-Asbestos Fibrous Material:</u> 15 Cellulose	<u>Percent Non-Fibrous Material:</u> 85

Lab No.: 7691394(L2) Client No.: OH45754-51	Analyst Observation: Yellow Mastic Client Description:	Location: Facility:
<u>Percent Asbestos:</u> <i>None Detected</i>	<u>Percent Non-Asbestos Fibrous Material:</u> None Detected	<u>Percent Non-Fibrous Material:</u> 100

Lab No.: 7691395 Client No.: OH45754-52	Analyst Observation: White Vinyl Sheet Flooring Client Description:	Location: Facility:
<u>Percent Asbestos:</u> <i>None Detected</i>	<u>Percent Non-Asbestos Fibrous Material:</u> 15 Cellulose	<u>Percent Non-Fibrous Material:</u> 85

Lab No.: 7691395(L2) Client No.: OH45754-52	Analyst Observation: Yellow Mastic Client Description:	Location: Facility:
<u>Percent Asbestos:</u> <i>None Detected</i>	<u>Percent Non-Asbestos Fibrous Material:</u> None Detected	<u>Percent Non-Fibrous Material:</u> 100

Please refer to the Appendix of this report for further information regarding your analysis.

Date Received: 11/6/2023
Date Analyzed: 11/08/2023
Signature:
Analyst: Maxamillian Roselli

Approved By:
Frank E. Ehrenfeld, III
Laboratory Director

CERTIFICATE OF ANALYSIS

Client: EA Group 7118 Industrial Park Mentor OH 44060	Report Date: 11/8/2023 Report No.: 692050 - PLM Project: OH45754 Project No.: 2311-033	Rev #2, 11/14/2023
Client: EAG482		

PLM BULK SAMPLE ANALYSIS SUMMARY

Lab No.: 7691396 Client No.: OH45754-53	Analyst Observation: Tan Vinyl Sheet Flooring Client Description:	Location: Facility:
<u>Percent Asbestos:</u> 40 Chrysotile	<u>Percent Non-Asbestos Fibrous Material:</u> None Detected	<u>Percent Non-Fibrous Material:</u> 60

Lab No.: 7691396(L2) Client No.: OH45754-53	Analyst Observation: Yellow Mastic Client Description:	Location: Facility:
<u>Percent Asbestos:</u> <i>None Detected</i>	<u>Percent Non-Asbestos Fibrous Material:</u> None Detected	<u>Percent Non-Fibrous Material:</u> 100


Lab No.: 7691397 Client No.: OH45754-54	Analyst Observation: Tan Vinyl Sheet Flooring Client Description:	Location: Facility:
<u>Percent Asbestos:</u> 40 Chrysotile	<u>Percent Non-Asbestos Fibrous Material:</u> None Detected	<u>Percent Non-Fibrous Material:</u> 60


Lab No.: 7691397(L2) Client No.: OH45754-54	Analyst Observation: Yellow Mastic Client Description:	Location: Facility:
<u>Percent Asbestos:</u> <i>None Detected</i>	<u>Percent Non-Asbestos Fibrous Material:</u> None Detected	<u>Percent Non-Fibrous Material:</u> 100

Lab No.: 7691398 Client No.: OH45754-55	Analyst Observation: Yellow Floor Tile Client Description:	Location: Facility:
<u>Percent Asbestos:</u> <i>None Detected</i>	<u>Percent Non-Asbestos Fibrous Material:</u> None Detected	<u>Percent Non-Fibrous Material:</u> 100

Lab No.: 7691398(L2) Client No.: OH45754-55	Analyst Observation: Yellow Mastic Client Description:	Location: Facility:
<u>Percent Asbestos:</u> <i>None Detected</i>	<u>Percent Non-Asbestos Fibrous Material:</u> None Detected	<u>Percent Non-Fibrous Material:</u> 100

Please refer to the Appendix of this report for further information regarding your analysis.

Date Received: 11/6/2023
Date Analyzed: 11/08/2023
Signature: 
Analyst: Maxamillian Roselli

Approved By: 
Frank E. Ehrenfeld, III
Laboratory Director

CERTIFICATE OF ANALYSIS

Client: EA Group 7118 Industrial Park Mentor OH 44060	Report Date: 11/8/2023 Report No.: 692050 - PLM Project: OH45754 Project No.: 2311-033	Rev #2, 11/14/2023
Client: EAG482		

PLM BULK SAMPLE ANALYSIS SUMMARY

Lab No.: 7691399 Client No.: OH45754-56	Analyst Observation: Yellow Floor Tile Client Description:	Location: Facility:
<u>Percent Asbestos:</u> <i>None Detected</i>	<u>Percent Non-Asbestos Fibrous Material:</u> None Detected	<u>Percent Non-Fibrous Material:</u> 100

Lab No.: 7691399(L2) Client No.: OH45754-56	Analyst Observation: Yellow Mastic Client Description:	Location: Facility:
<u>Percent Asbestos:</u> <i>None Detected</i>	<u>Percent Non-Asbestos Fibrous Material:</u> None Detected	<u>Percent Non-Fibrous Material:</u> 100

Lab No.: 7691400 Client No.: OH45754-57	Analyst Observation: Red Vinyl Sheet Flooring Client Description:	Location: Facility:
<u>Percent Asbestos:</u> <i>None Detected</i>	<u>Percent Non-Asbestos Fibrous Material:</u> 10 Cellulose	<u>Percent Non-Fibrous Material:</u> 90

Lab No.: 7691401 Client No.: OH45754-58	Analyst Observation: Red Vinyl Sheet Flooring Client Description:	Location: Facility:
<u>Percent Asbestos:</u> <i>None Detected</i>	<u>Percent Non-Asbestos Fibrous Material:</u> 10 Cellulose	<u>Percent Non-Fibrous Material:</u> 90

Lab No.: 7691402 Client No.: OH45754-59	Analyst Observation: Grey Plaster Client Description:	Location: Facility:
<u>Percent Asbestos:</u> <i>None Detected</i>	<u>Percent Non-Asbestos Fibrous Material:</u> None Detected	<u>Percent Non-Fibrous Material:</u> 100

Lab No.: 7691402(L2) Client No.: OH45754-59	Analyst Observation: White Plaster Client Description:	Location: Facility:
<u>Percent Asbestos:</u> <i>None Detected</i>	<u>Percent Non-Asbestos Fibrous Material:</u> None Detected	<u>Percent Non-Fibrous Material:</u> 100

Please refer to the Appendix of this report for further information regarding your analysis.

Date Received: 11/6/2023
Date Analyzed: 11/08/2023
Signature:
Analyst: Maxamillian Roselli

Approved By:
Frank E. Ehrenfeld, III
Laboratory Director

CERTIFICATE OF ANALYSIS

Client: EA Group 7118 Industrial Park Mentor OH 44060	Report Date: 11/8/2023 Report No.: 692050 - PLM Project: OH45754 Project No.: 2311-033	Rev #2, 11/14/2023
Client: EAG482		

PLM BULK SAMPLE ANALYSIS SUMMARY

Lab No.: 7691403 Client No.: OH45754-60	Analyst Observation: Grey Plaster Client Description:	Location: Facility:
<u>Percent Asbestos:</u> <i>None Detected</i>	<u>Percent Non-Asbestos Fibrous Material:</u> None Detected	<u>Percent Non-Fibrous Material:</u> 100
Lab No.: 7691403(L2) Client No.: OH45754-60	Analyst Observation: White Plaster Client Description:	Location: Facility:
<u>Percent Asbestos:</u> <i>None Detected</i>	<u>Percent Non-Asbestos Fibrous Material:</u> None Detected	<u>Percent Non-Fibrous Material:</u> 100
Lab No.: 7691404 Client No.: OH45754-61	Analyst Observation: Grey Plaster Client Description:	Location: Facility:
<u>Percent Asbestos:</u> <i>None Detected</i>	<u>Percent Non-Asbestos Fibrous Material:</u> None Detected	<u>Percent Non-Fibrous Material:</u> 100
Lab No.: 7691404(L2) Client No.: OH45754-61	Analyst Observation: White Plaster Client Description:	Location: Facility:
<u>Percent Asbestos:</u> <i>None Detected</i>	<u>Percent Non-Asbestos Fibrous Material:</u> None Detected	<u>Percent Non-Fibrous Material:</u> 100
Lab No.: 7691405 Client No.: OH45754-62	Analyst Observation: Grey Plaster Client Description:	Location: Facility:
<u>Percent Asbestos:</u> <i>None Detected</i>	<u>Percent Non-Asbestos Fibrous Material:</u> None Detected	<u>Percent Non-Fibrous Material:</u> 100
Lab No.: 7691405(L2) Client No.: OH45754-62	Analyst Observation: White Plaster Client Description:	Location: Facility:
<u>Percent Asbestos:</u> <i>None Detected</i>	<u>Percent Non-Asbestos Fibrous Material:</u> None Detected	<u>Percent Non-Fibrous Material:</u> 100

Please refer to the Appendix of this report for further information regarding your analysis.

Date Received: 11/6/2023
Date Analyzed: 11/08/2023
Signature:
Analyst: Maxamillian Roselli

Approved By:
Frank E. Ehrenfeld, III
Laboratory Director

CERTIFICATE OF ANALYSIS

Client: EA Group 7118 Industrial Park Mentor OH 44060	Report Date: 11/8/2023 Report No.: 692050 - PLM Project: OH45754 Project No.: 2311-033	Rev #2, 11/14/2023
Client: EAG482		

PLM BULK SAMPLE ANALYSIS SUMMARY

Lab No.: 7691405(L3) Client No.: OH45754-62	Analyst Observation: White Joint Compound Client Description:	Location: Facility:
<u>Percent Asbestos:</u> <i>None Detected</i>	<u>Percent Non-Asbestos Fibrous Material:</u> None Detected	<u>Percent Non-Fibrous Material:</u> 100

Lab No.: 7691406 Client No.: OH45754-63	Analyst Observation: Grey Plaster Client Description:	Location: Facility:
<u>Percent Asbestos:</u> <i>None Detected</i>	<u>Percent Non-Asbestos Fibrous Material:</u> None Detected	<u>Percent Non-Fibrous Material:</u> 100

Lab No.: 7691406(L2) Client No.: OH45754-63	Analyst Observation: White Plaster Client Description:	Location: Facility:
<u>Percent Asbestos:</u> <i>None Detected</i>	<u>Percent Non-Asbestos Fibrous Material:</u> None Detected	<u>Percent Non-Fibrous Material:</u> 100

Lab No.: 7691406(L3) Client No.: OH45754-63	Analyst Observation: White Joint Compound Client Description:	Location: Facility:
<u>Percent Asbestos:</u> <i>None Detected</i>	<u>Percent Non-Asbestos Fibrous Material:</u> None Detected	<u>Percent Non-Fibrous Material:</u> 100

Lab No.: 7691407 Client No.: OH45754-64	Analyst Observation: Grey Plaster Client Description:	Location: Facility:
<u>Percent Asbestos:</u> <i>None Detected</i>	<u>Percent Non-Asbestos Fibrous Material:</u> None Detected	<u>Percent Non-Fibrous Material:</u> 100

Lab No.: 7691407(L2) Client No.: OH45754-64	Analyst Observation: White Plaster Client Description:	Location: Facility:
<u>Percent Asbestos:</u> <i>None Detected</i>	<u>Percent Non-Asbestos Fibrous Material:</u> None Detected	<u>Percent Non-Fibrous Material:</u> 100

Please refer to the Appendix of this report for further information regarding your analysis.

Date Received: 11/6/2023
Date Analyzed: 11/08/2023
Signature:
Analyst: Maxamillian Roselli

Approved By:
Frank E. Ehrenfeld, III
Laboratory Director


CERTIFICATE OF ANALYSIS


Client: EA Group 7118 Industrial Park Mentor OH 44060	Report Date: 11/8/2023 Report No.: 692050 - PLM Project: OH45754 Project No.: 2311-033	Rev #2, 11/14/2023
Client: EAG482		

PLM BULK SAMPLE ANALYSIS SUMMARY

Lab No.: 7691408 Client No.: OH45754-65	Analyst Observation: White Vinyl Sheet Flooring Client Description:	Location: Facility:
<u>Percent Asbestos:</u> <i>None Detected</i>	<u>Percent Non-Asbestos Fibrous Material:</u> 10 Cellulose	<u>Percent Non-Fibrous Material:</u> 90
Lab No.: 7691408(L2) Client No.: OH45754-65	Analyst Observation: Yellow Mastic Client Description:	Location: Facility:
<u>Percent Asbestos:</u> <i>None Detected</i>	<u>Percent Non-Asbestos Fibrous Material:</u> None Detected	<u>Percent Non-Fibrous Material:</u> 100
Lab No.: 7691409 Client No.: OH45754-66	Analyst Observation: White Vinyl Sheet Flooring Client Description:	Location: Facility:
<u>Percent Asbestos:</u> <i>None Detected</i>	<u>Percent Non-Asbestos Fibrous Material:</u> 10 Cellulose	<u>Percent Non-Fibrous Material:</u> 90
Lab No.: 7691409(L2) Client No.: OH45754-66	Analyst Observation: Yellow Mastic Client Description:	Location: Facility:
<u>Percent Asbestos:</u> <i>None Detected</i>	<u>Percent Non-Asbestos Fibrous Material:</u> None Detected	<u>Percent Non-Fibrous Material:</u> 100
Lab No.: 7691410 Client No.: OH45754-67	Analyst Observation: Black Mastic Client Description:	Location: Facility:
<u>Percent Asbestos:</u> <i>None Detected</i>	<u>Percent Non-Asbestos Fibrous Material:</u> None Detected	<u>Percent Non-Fibrous Material:</u> 100
Lab No.: 7691411 Client No.: OH45754-68	Analyst Observation: Black Mastic Client Description:	Location: Facility:
<u>Percent Asbestos:</u> <i>None Detected</i>	<u>Percent Non-Asbestos Fibrous Material:</u> None Detected	<u>Percent Non-Fibrous Material:</u> 100

Please refer to the Appendix of this report for further information regarding your analysis.

Date Received: 11/6/2023
Date Analyzed: 11/08/2023
Signature: 
Analyst: Maxamillian Roselli

Approved By: 
Frank E. Ehrenfeld, III
Laboratory Director

CERTIFICATE OF ANALYSIS

Client: EA Group 7118 Industrial Park Mentor OH 44060	Report Date: 11/8/2023 Report No.: 692050 - PLM Project: OH45754 Project No.: 2311-033	Rev #2, 11/14/2023
Client: EAG482		

PLM BULK SAMPLE ANALYSIS SUMMARY

Lab No.: 7691412 Client No.: OH45754-69	Analyst Observation: Grey Plaster Client Description:	Location: Facility:
<u>Percent Asbestos:</u> <i>None Detected</i>	<u>Percent Non-Asbestos Fibrous Material:</u> 15 Hair	<u>Percent Non-Fibrous Material:</u> 85

Lab No.: 7691412(L2) Client No.: OH45754-69	Analyst Observation: White Plaster Client Description:	Location: Facility:
<u>Percent Asbestos:</u> <i>None Detected</i>	<u>Percent Non-Asbestos Fibrous Material:</u> None Detected	<u>Percent Non-Fibrous Material:</u> 100

Lab No.: 7691412(L3) Client No.: OH45754-69	Analyst Observation: White Texture Client Description:	Location: Facility:
<u>Percent Asbestos:</u> <i>None Detected</i>	<u>Percent Non-Asbestos Fibrous Material:</u> None Detected	<u>Percent Non-Fibrous Material:</u> 100

Lab No.: 7691413 Client No.: OH45754-70	Analyst Observation: Grey Plaster Client Description:	Location: Facility:
<u>Percent Asbestos:</u> <i>None Detected</i>	<u>Percent Non-Asbestos Fibrous Material:</u> 15 Hair	<u>Percent Non-Fibrous Material:</u> 85

Lab No.: 7691413(L2) Client No.: OH45754-70	Analyst Observation: White Plaster Client Description:	Location: Facility:
<u>Percent Asbestos:</u> <i>None Detected</i>	<u>Percent Non-Asbestos Fibrous Material:</u> None Detected	<u>Percent Non-Fibrous Material:</u> 100

Lab No.: 7691413(L3) Client No.: OH45754-70	Analyst Observation: White Texture Client Description:	Location: Facility:
<u>Percent Asbestos:</u> <i>None Detected</i>	<u>Percent Non-Asbestos Fibrous Material:</u> None Detected	<u>Percent Non-Fibrous Material:</u> 100

Please refer to the Appendix of this report for further information regarding your analysis.

Date Received: 11/6/2023
Date Analyzed: 11/08/2023
Signature:
Analyst: Maxamillian Roselli

Approved By:
Frank E. Ehrenfeld, III
Laboratory Director

CERTIFICATE OF ANALYSIS

Client: EA Group 7118 Industrial Park Mentor OH 44060	Report Date: 11/8/2023 Report No.: 692050 - PLM Project: OH45754 Project No.: 2311-033	Rev #2, 11/14/2023
Client: EAG482		

PLM BULK SAMPLE ANALYSIS SUMMARY

Lab No.: 7691414 Client No.: OH45754-71	Analyst Observation: Grey Plaster Client Description:	Location: Facility:
<u>Percent Asbestos:</u> <i>None Detected</i>	<u>Percent Non-Asbestos Fibrous Material:</u> 15 Hair	<u>Percent Non-Fibrous Material:</u> 85
Lab No.: 7691414(L2) Client No.: OH45754-71	Analyst Observation: White Plaster Client Description:	Location: Facility:
<u>Percent Asbestos:</u> <i>None Detected</i>	<u>Percent Non-Asbestos Fibrous Material:</u> None Detected	<u>Percent Non-Fibrous Material:</u> 100
Lab No.: 7691414(L3) Client No.: OH45754-71	Analyst Observation: White Texture Client Description:	Location: Facility:
<u>Percent Asbestos:</u> <i>None Detected</i>	<u>Percent Non-Asbestos Fibrous Material:</u> None Detected	<u>Percent Non-Fibrous Material:</u> 100
Lab No.: 7691415 Client No.: OH45754-72	Analyst Observation: Green Vinyl Sheet Flooring Client Description:	Location: Facility:
<u>Percent Asbestos:</u> <i>None Detected</i>	<u>Percent Non-Asbestos Fibrous Material:</u> 10 Cellulose	<u>Percent Non-Fibrous Material:</u> 90
Lab No.: 7691416 Client No.: OH45754-73	Analyst Observation: Green Vinyl Sheet Flooring Client Description:	Location: Facility:
<u>Percent Asbestos:</u> <i>None Detected</i>	<u>Percent Non-Asbestos Fibrous Material:</u> 10 Cellulose	<u>Percent Non-Fibrous Material:</u> 90
Lab No.: 7691417 Client No.: OH45754-74	Analyst Observation: Tan Vinyl Sheet Flooring Client Description:	Location: Facility:
<u>Percent Asbestos:</u> <i>None Detected</i>	<u>Percent Non-Asbestos Fibrous Material:</u> 15 Cellulose	<u>Percent Non-Fibrous Material:</u> 85

Please refer to the Appendix of this report for further information regarding your analysis.

Date Received: 11/6/2023
Date Analyzed: 11/08/2023
Signature:
Analyst: Maxamillian Roselli

Approved By:
Frank E. Ehrenfeld, III
Laboratory Director


CERTIFICATE OF ANALYSIS


Client: EA Group 7118 Industrial Park Mentor OH 44060	Report Date: 11/8/2023 Report No.: 692050 - PLM Project: OH45754 Project No.: 2311-033	Rev #2, 11/14/2023
Client: EAG482		

PLM BULK SAMPLE ANALYSIS SUMMARY

Lab No.: 7691418 Client No.: OH45754-75	Analyst Observation: Tan Vinyl Sheet Flooring Client Description:	Location: Facility:
<u>Percent Asbestos:</u> <i>None Detected</i>	<u>Percent Non-Asbestos Fibrous Material:</u> 15 Cellulose	<u>Percent Non-Fibrous Material:</u> 85
Lab No.: 7691419 Client No.: OH45754-76	Analyst Observation: Brown Vinyl Sheet Flooring Client Description:	Location: Facility:
<u>Percent Asbestos:</u> <i>None Detected</i>	<u>Percent Non-Asbestos Fibrous Material:</u> 15 Cellulose	<u>Percent Non-Fibrous Material:</u> 85
Lab No.: 7691420 Client No.: OH45754-77	Analyst Observation: Brown Vinyl Sheet Flooring Client Description:	Location: Facility:
<u>Percent Asbestos:</u> <i>None Detected</i>	<u>Percent Non-Asbestos Fibrous Material:</u> 15 Cellulose	<u>Percent Non-Fibrous Material:</u> 85
Lab No.: 7691421 Client No.: OH45754-78	Analyst Observation: Off-White Vinyl Sheet Flooring Client Description:	Location: Facility:
<u>Percent Asbestos:</u> <i>None Detected</i>	<u>Percent Non-Asbestos Fibrous Material:</u> 15 Cellulose	<u>Percent Non-Fibrous Material:</u> 85
Lab No.: 7691422 Client No.: OH45754-79	Analyst Observation: Off-White Vinyl Sheet Flooring Client Description:	Location: Facility:
<u>Percent Asbestos:</u> <i>None Detected</i>	<u>Percent Non-Asbestos Fibrous Material:</u> 15 Cellulose	<u>Percent Non-Fibrous Material:</u> 85
Lab No.: 7691423 Client No.: OH45754-80	Analyst Observation: Grey Vinyl Sheet Flooring Client Description:	Location: Facility:
<u>Percent Asbestos:</u> <i>None Detected</i>	<u>Percent Non-Asbestos Fibrous Material:</u> None Detected	<u>Percent Non-Fibrous Material:</u> 100

Please refer to the Appendix of this report for further information regarding your analysis.

Date Received: 11/6/2023
Date Analyzed: 11/08/2023
Signature: 
Analyst: Maxamillian Roselli

Approved By: 
Frank E. Ehrenfeld, III
Laboratory Director


CERTIFICATE OF ANALYSIS


Client: EA Group	Report Date: 11/8/2023	
7118 Industrial Park	Report No.: 692050 - PLM	Rev #2, 11/14/2023
Mentor OH 44060	Project: OH45754	
Client: EAG482	Project No.: 2311-033	

PLM BULK SAMPLE ANALYSIS SUMMARY

Lab No.: 7691424	Analyst Observation: Grey Vinyl Sheet Flooring	Location:
Client No.: OH45754-81	Client Description:	Facility:
<u>Percent Asbestos:</u> <i>None Detected</i>	<u>Percent Non-Asbestos Fibrous Material:</u> None Detected	<u>Percent Non-Fibrous Material:</u> 100

Please refer to the Appendix of this report for further information regarding your analysis.

Date Received: 11/6/2023
Date Analyzed: 11/08/2023
Signature: 
Analyst: Maxamillian Roselli

Approved By: 
Frank E. Ehrenfeld, III
Laboratory Director

CERTIFICATE OF ANALYSIS

Client: EA Group 7118 Industrial Park Mentor OH 44060	Report Date: 11/8/2023 Report No.: 692050 - PLM Project: OH45754 Project No.: 2311-033	Rev #2, 11/14/2023
Client: EAG482		

PLM BULK SAMPLE ANALYSIS SUMMARY

Lab No.: 7691425 Client No.: OH45754-82	Analyst Observation: Lt Tan Drywall Client Description:	Location: Facility:
<u>Percent Asbestos:</u> <i>None Detected</i>	<u>Percent Non-Asbestos Fibrous Material:</u> 10 Cellulose	<u>Percent Non-Fibrous Material:</u> 90
Lab No.: 7691425(L2) Client No.: OH45754-82	Analyst Observation: White Joint Compound Client Description:	Location: Facility:
<u>Percent Asbestos:</u> <i>None Detected</i>	<u>Percent Non-Asbestos Fibrous Material:</u> None Detected	<u>Percent Non-Fibrous Material:</u> 100
Lab No.: 7691426 Client No.: OH45754-83	Analyst Observation: Lt Tan Drywall Client Description:	Location: Facility:
<u>Percent Asbestos:</u> <i>None Detected</i>	<u>Percent Non-Asbestos Fibrous Material:</u> 10 Cellulose	<u>Percent Non-Fibrous Material:</u> 90
Lab No.: 7691426(L2) Client No.: OH45754-83	Analyst Observation: White Joint Compound Client Description:	Location: Facility:
<u>Percent Asbestos:</u> <i>None Detected</i>	<u>Percent Non-Asbestos Fibrous Material:</u> None Detected	<u>Percent Non-Fibrous Material:</u> 100
Lab No.: 7691427 Client No.: OH45754-84	Analyst Observation: Lt Tan Drywall Client Description:	Location: Facility:
<u>Percent Asbestos:</u> <i>None Detected</i>	<u>Percent Non-Asbestos Fibrous Material:</u> 10 Cellulose	<u>Percent Non-Fibrous Material:</u> 90
Lab No.: 7691427(L2) Client No.: OH45754-84	Analyst Observation: White Joint Compound Client Description:	Location: Facility:
<u>Percent Asbestos:</u> <i>None Detected</i>	<u>Percent Non-Asbestos Fibrous Material:</u> None Detected	<u>Percent Non-Fibrous Material:</u> 100

Please refer to the Appendix of this report for further information regarding your analysis.

Date Received: 11/6/2023
Date Analyzed: 11/08/2023
Signature:
Analyst: Ellen Smith

Approved By:
Frank E. Ehrenfeld, III
Laboratory Director

CERTIFICATE OF ANALYSIS

Client: EA Group 7118 Industrial Park Mentor OH 44060	Report Date: 11/8/2023 Report No.: 692050 - PLM Project: OH45754 Project No.: 2311-033	Rev #2, 11/14/2023
Client: EAG482		

PLM BULK SAMPLE ANALYSIS SUMMARY

Lab No.: 7691428 Client No.: OH45754-85	Analyst Observation: Lt Tan Drywall Client Description:	Location: Facility:
<u>Percent Asbestos:</u> <i>None Detected</i>	<u>Percent Non-Asbestos Fibrous Material:</u> 10 Cellulose	<u>Percent Non-Fibrous Material:</u> 90

Lab No.: 7691428(L2) Client No.: OH45754-85	Analyst Observation: White Joint Compound Client Description:	Location: Facility:
<u>Percent Asbestos:</u> <i>None Detected</i>	<u>Percent Non-Asbestos Fibrous Material:</u> None Detected	<u>Percent Non-Fibrous Material:</u> 100

Lab No.: 7691429 Client No.: OH45754-86	Analyst Observation: Lt Tan Drywall Client Description:	Location: Facility:
<u>Percent Asbestos:</u> <i>None Detected</i>	<u>Percent Non-Asbestos Fibrous Material:</u> 10 Cellulose	<u>Percent Non-Fibrous Material:</u> 90

Lab No.: 7691429(L2) Client No.: OH45754-86	Analyst Observation: White Joint Compound Client Description:	Location: Facility:
<u>Percent Asbestos:</u> <i>None Detected</i>	<u>Percent Non-Asbestos Fibrous Material:</u> None Detected	<u>Percent Non-Fibrous Material:</u> 100

Lab No.: 7691429(L3) Client No.: OH45754-86	Analyst Observation: White Joint Compound Client Description:	Location: Facility:
<u>Percent Asbestos:</u> <i>None Detected</i>	<u>Percent Non-Asbestos Fibrous Material:</u> None Detected	<u>Percent Non-Fibrous Material:</u> 100

Lab No.: 7691430 Client No.: OH45754-87	Analyst Observation: Lt Tan Drywall Client Description:	Location: Facility:
<u>Percent Asbestos:</u> <i>None Detected</i>	<u>Percent Non-Asbestos Fibrous Material:</u> 10 Cellulose	<u>Percent Non-Fibrous Material:</u> 90

Please refer to the Appendix of this report for further information regarding your analysis.

Date Received: 11/6/2023
Date Analyzed: 11/08/2023
Signature:
Analyst: Ellen Smith

Approved By:
Frank E. Ehrenfeld, III
Laboratory Director

CERTIFICATE OF ANALYSIS

Client: EA Group	Report Date: 11/8/2023	
7118 Industrial Park	Report No.: 692050 - PLM	Rev #2, 11/14/2023
Mentor OH 44060	Project: OH45754	
Client: EAG482	Project No.: 2311-033	

PLM BULK SAMPLE ANALYSIS SUMMARY

Lab No.: 7691430(L2)	Analyst Observation: White Joint Compound	Location:
Client No.: OH45754-87	Client Description:	Facility:
<u>Percent Asbestos:</u>	<u>Percent Non-Asbestos Fibrous Material:</u>	<u>Percent Non-Fibrous Material:</u>
<i>None Detected</i>	None Detected	100

Lab No.: 7691431	Analyst Observation: Pink Sink Undercoating	Location:
Client No.: OH45754-88	Client Description:	Facility:
<u>Percent Asbestos:</u>	<u>Percent Non-Asbestos Fibrous Material:</u>	<u>Percent Non-Fibrous Material:</u>
<i>PC 2.1 Chrysotile</i>	None Detected	97.9

Lab No.: 7691432	Analyst Observation: Sample Not Analyzed	Location:
Client No.: OH45754-89	Client Description:	Facility:
<u>Percent Asbestos:</u>	<u>Percent Non-Asbestos Fibrous Material:</u>	<u>Percent Non-Fibrous Material:</u>
<i>Sample Not Analyzed</i>	Sample Not Analyzed	

Lab No.: 7691433	Analyst Observation: Off-White Vinyl Sheet Flooring	Location:
Client No.: OH45754-90	Client Description:	Facility:
<u>Percent Asbestos:</u>	<u>Percent Non-Asbestos Fibrous Material:</u>	<u>Percent Non-Fibrous Material:</u>
<i>None Detected</i>	10 Cellulose 1 Fibrous Glass	89

Insufficient mastic to analyze


Lab No.: 7691434	Analyst Observation: Off-White Vinyl Sheet Flooring	Location:
Client No.: OH45754-91	Client Description:	Facility:
<u>Percent Asbestos:</u>	<u>Percent Non-Asbestos Fibrous Material:</u>	<u>Percent Non-Fibrous Material:</u>
<i>None Detected</i>	10 Cellulose 1 Fibrous Glass	89


Insufficient mastic to analyze

Lab No.: 7691435	Analyst Observation: Tan/Brown Vinyl Sheet Flooring	Location:
Client No.: OH45754-92	Client Description:	Facility:
<u>Percent Asbestos:</u>	<u>Percent Non-Asbestos Fibrous Material:</u>	<u>Percent Non-Fibrous Material:</u>
<i>None Detected</i>	65 Cellulose	35

Note: No mastic present

Please refer to the Appendix of this report for further information regarding your analysis.

Date Received: 11/6/2023
Date Analyzed: 11/08/2023
Signature: 
Analyst: Ellen Smith

Approved By: 
Frank E. Ehrenfeld, III
Laboratory Director

CERTIFICATE OF ANALYSIS

Client: EA Group 7118 Industrial Park Mentor OH 44060	Report Date: 11/8/2023 Report No.: 692050 - PLM Project: OH45754 Project No.: 2311-033	Rev #2, 11/14/2023
Client: EAG482		

PLM BULK SAMPLE ANALYSIS SUMMARY

Lab No.: 7691436 **Analyst Observation:** Tan/Brown Vinyl Sheet Flooring **Location:**
 Client No.: OH45754-93 **Client Description:** **Facility:**
Percent Asbestos: Percent Non-Asbestos Fibrous Material: Percent Non-Fibrous Material:
None Detected 65 Cellulose 35

Note: No mastic present

Lab No.: 7691437 **Analyst Observation:** Beige/Brown Vinyl Sheet Flooring **Location:**
 Client No.: OH45754-94 **Client Description:** **Facility:**
Percent Asbestos: Percent Non-Asbestos Fibrous Material: Percent Non-Fibrous Material:
None Detected 70 Cellulose 30

Note: No mastic present

Lab No.: 7691438 **Analyst Observation:** Beige/Brown Vinyl Sheet Flooring **Location:**
 Client No.: OH45754-95 **Client Description:** **Facility:**
Percent Asbestos: Percent Non-Asbestos Fibrous Material: Percent Non-Fibrous Material:
None Detected 75 Cellulose 25


Note: No mastic present


Lab No.: 7691439 **Analyst Observation:** Beige/Black Fiberboard **Location:**
 Client No.: OH45754-96 **Client Description:** **Facility:**
Percent Asbestos: Percent Non-Asbestos Fibrous Material: Percent Non-Fibrous Material:
None Detected 99 Cellulose 1

Lab No.: 7691440 **Analyst Observation:** Beige/Black Fiberboard **Location:**
 Client No.: OH45754-97 **Client Description:** **Facility:**
Percent Asbestos: Percent Non-Asbestos Fibrous Material: Percent Non-Fibrous Material:
None Detected 99 Cellulose 1

Lab No.: 7691441 **Analyst Observation:** Lt Tan Drywall **Location:**
 Client No.: OH45754-98 **Client Description:** **Facility:**
Percent Asbestos: Percent Non-Asbestos Fibrous Material: Percent Non-Fibrous Material:
None Detected 10 Cellulose 90

Please refer to the Appendix of this report for further information regarding your analysis.

Date Received: 11/6/2023
 Date Analyzed: 11/08/2023
 Signature: 
 Analyst: Ellen Smith

Approved By: 
 Frank E. Ehrenfeld, III
 Laboratory Director

CERTIFICATE OF ANALYSIS

Client: EA Group 7118 Industrial Park Mentor OH 44060	Report Date: 11/8/2023 Report No.: 692050 - PLM Project: OH45754 Project No.: 2311-033	Rev #2, 11/14/2023
Client: EAG482		

PLM BULK SAMPLE ANALYSIS SUMMARY

Lab No.: 7691441(L2) Client No.: OH45754-98	Analyst Observation: White Joint Compound Client Description:	Location: Facility:
<u>Percent Asbestos:</u> <i>None Detected</i>	<u>Percent Non-Asbestos Fibrous Material:</u> None Detected	<u>Percent Non-Fibrous Material:</u> 100
Lab No.: 7691442 Client No.: OH45754-99	Analyst Observation: Lt Tan Drywall Client Description:	Location: Facility:
<u>Percent Asbestos:</u> <i>None Detected</i>	<u>Percent Non-Asbestos Fibrous Material:</u> 10 Cellulose	<u>Percent Non-Fibrous Material:</u> 90
Lab No.: 7691442(L2) Client No.: OH45754-99	Analyst Observation: White Joint Compound Client Description:	Location: Facility:
<u>Percent Asbestos:</u> <i>None Detected</i>	<u>Percent Non-Asbestos Fibrous Material:</u> None Detected	<u>Percent Non-Fibrous Material:</u> 100
Lab No.: 7691443 Client No.: OH45754-100	Analyst Observation: Lt Tan Drywall Client Description:	Location: Facility:
<u>Percent Asbestos:</u> <i>None Detected</i>	<u>Percent Non-Asbestos Fibrous Material:</u> 10 Cellulose	<u>Percent Non-Fibrous Material:</u> 90
Lab No.: 7691443(L2) Client No.: OH45754-100	Analyst Observation: White Joint Compound Client Description:	Location: Facility:
<u>Percent Asbestos:</u> <i>None Detected</i>	<u>Percent Non-Asbestos Fibrous Material:</u> None Detected	<u>Percent Non-Fibrous Material:</u> 100
Lab No.: 7691444 Client No.: OH45754-101	Analyst Observation: Lt Tan Drywall Client Description:	Location: Facility:
<u>Percent Asbestos:</u> <i>None Detected</i>	<u>Percent Non-Asbestos Fibrous Material:</u> 10 Cellulose	<u>Percent Non-Fibrous Material:</u> 90

Please refer to the Appendix of this report for further information regarding your analysis.

Date Received: 11/6/2023
Date Analyzed: 11/08/2023
Signature:
Analyst: Ellen Smith

Approved By:
Frank E. Ehrenfeld, III
Laboratory Director

CERTIFICATE OF ANALYSIS

Client: EA Group	Report Date: 11/8/2023	
7118 Industrial Park	Report No.: 692050 - PLM	Rev #2, 11/14/2023
Mentor OH 44060	Project: OH45754	
Client: EAG482	Project No.: 2311-033	

PLM BULK SAMPLE ANALYSIS SUMMARY

Lab No.: 7691444(L2)	Analyst Observation: White Joint Compound	Location:
Client No.: OH45754-101	Client Description:	Facility:
<u>Percent Asbestos:</u>	<u>Percent Non-Asbestos Fibrous Material:</u>	<u>Percent Non-Fibrous Material:</u>
<i>None Detected</i>	None Detected	100

Lab No.: 7691445	Analyst Observation: Off-White/Green Vinyl Sheet Flooring	Location:
Client No.: OH45754-102	Client Description:	Facility:
<u>Percent Asbestos:</u>	<u>Percent Non-Asbestos Fibrous Material:</u>	<u>Percent Non-Fibrous Material:</u>
<i>None Detected</i>	13 Cellulose 2 Fibrous Glass	85

Insufficient mastic to analyze


Lab No.: 7691446	Analyst Observation: Off-White/Green Vinyl Sheet Flooring	Location:
Client No.: OH45754-103	Client Description:	Facility:
<u>Percent Asbestos:</u>	<u>Percent Non-Asbestos Fibrous Material:</u>	<u>Percent Non-Fibrous Material:</u>
<i>None Detected</i>	13 Cellulose 2 Fibrous Glass	85


Lab No.: 7691446(L2)	Analyst Observation: Off-White Mastic	Location:
Client No.: OH45754-103	Client Description:	Facility:
<u>Percent Asbestos:</u>	<u>Percent Non-Asbestos Fibrous Material:</u>	<u>Percent Non-Fibrous Material:</u>
<i>None Detected</i>	None Detected	100

Lab No.: 7691447	Analyst Observation: Off-White Vinyl Sheet Flooring	Location:
Client No.: OH45754-104	Client Description:	Facility:
<u>Percent Asbestos:</u>	<u>Percent Non-Asbestos Fibrous Material:</u>	<u>Percent Non-Fibrous Material:</u>
<i>None Detected</i>	13 Cellulose 2 Fibrous Glass	85

Lab No.: 7691447(L2)	Analyst Observation: Off-White Mastic	Location:
Client No.: OH45754-104	Client Description:	Facility:
<u>Percent Asbestos:</u>	<u>Percent Non-Asbestos Fibrous Material:</u>	<u>Percent Non-Fibrous Material:</u>
<i>None Detected</i>	None Detected	100

Please refer to the Appendix of this report for further information regarding your analysis.

Date Received: 11/6/2023
Date Analyzed: 11/08/2023
Signature: 
Analyst: Ellen Smith

Approved By: 
Frank E. Ehrenfeld, III
Laboratory Director

CERTIFICATE OF ANALYSIS

Client: EA Group 7118 Industrial Park Mentor OH 44060	Report Date: 11/8/2023 Report No.: 692050 - PLM Project: OH45754 Project No.: 2311-033	Rev #2, 11/14/2023
Client: EAG482		

PLM BULK SAMPLE ANALYSIS SUMMARY

Lab No.: 7691448 Client No.: OH45754-105	Analyst Observation: Off-White Vinyl Sheet Flooring Client Description:	Location: Facility:
<u>Percent Asbestos:</u> <i>None Detected</i>	<u>Percent Non-Asbestos Fibrous Material:</u> 13 Cellulose 2 Fibrous Glass	<u>Percent Non-Fibrous Material:</u> 85

Lab No.: 7691448(L2) Client No.: OH45754-105	Analyst Observation: Off-White Mastic Client Description:	Location: Facility:
<u>Percent Asbestos:</u> <i>None Detected</i>	<u>Percent Non-Asbestos Fibrous Material:</u> None Detected	<u>Percent Non-Fibrous Material:</u> 100


Lab No.: 7691449 Client No.: OH45754-106	Analyst Observation: Off-White Vinyl Sheet Flooring Client Description:	Location: Facility:
<u>Percent Asbestos:</u> <i>None Detected</i>	<u>Percent Non-Asbestos Fibrous Material:</u> 13 Cellulose 2 Fibrous Glass	<u>Percent Non-Fibrous Material:</u> 85


Lab No.: 7691449(L2) Client No.: OH45754-106	Analyst Observation: Off-White Mastic Client Description:	Location: Facility:
<u>Percent Asbestos:</u> <i>None Detected</i>	<u>Percent Non-Asbestos Fibrous Material:</u> None Detected	<u>Percent Non-Fibrous Material:</u> 100

Lab No.: 7691450 Client No.: OH45754-107	Analyst Observation: Off-White Vinyl Sheet Flooring Client Description:	Location: Facility:
<u>Percent Asbestos:</u> <i>None Detected</i>	<u>Percent Non-Asbestos Fibrous Material:</u> 13 Cellulose 2 Fibrous Glass	<u>Percent Non-Fibrous Material:</u> 85

Lab No.: 7691450(L2) Client No.: OH45754-107	Analyst Observation: Off-White Mastic Client Description:	Location: Facility:
<u>Percent Asbestos:</u> <i>None Detected</i>	<u>Percent Non-Asbestos Fibrous Material:</u> None Detected	<u>Percent Non-Fibrous Material:</u> 100

Please refer to the Appendix of this report for further information regarding your analysis.

Date Received: 11/6/2023
Date Analyzed: 11/08/2023
Signature: 
Analyst: Ellen Smith

Approved By: 
Frank E. Ehrenfeld, III
Laboratory Director

CERTIFICATE OF ANALYSIS

Client: EA Group 7118 Industrial Park Mentor OH 44060	Report Date: 11/8/2023 Report No.: 692050 - PLM Project: OH45754 Project No.: 2311-033	Rev #2, 11/14/2023
Client: EAG482		

PLM BULK SAMPLE ANALYSIS SUMMARY

Lab No.: 7691451 Client No.: OH45754-108 <u>Percent Asbestos:</u> <i>None Detected</i>	Analyst Observation: Lt Tan Drywall Client Description: <u>Percent Non-Asbestos Fibrous Material:</u> 10 Cellulose	Location: Facility: <u>Percent Non-Fibrous Material:</u> 90
Lab No.: 7691451(L2) Client No.: OH45754-108 <u>Percent Asbestos:</u> <i>None Detected</i>	Analyst Observation: White Joint Compound Client Description: <u>Percent Non-Asbestos Fibrous Material:</u> None Detected	Location: Facility: <u>Percent Non-Fibrous Material:</u> 100
Lab No.: 7691452 Client No.: OH45754-109 <u>Percent Asbestos:</u> <i>None Detected</i>	Analyst Observation: Lt Tan Drywall Client Description: <u>Percent Non-Asbestos Fibrous Material:</u> 10 Cellulose	Location: Facility: <u>Percent Non-Fibrous Material:</u> 90
Lab No.: 7691452(L2) Client No.: OH45754-109 <u>Percent Asbestos:</u> <i>None Detected</i>	Analyst Observation: White Joint Compound Client Description: <u>Percent Non-Asbestos Fibrous Material:</u> None Detected	Location: Facility: <u>Percent Non-Fibrous Material:</u> 100
Lab No.: 7691453 Client No.: OH45754-110 <u>Percent Asbestos:</u> <i>None Detected</i>	Analyst Observation: Grey Floor Tile Client Description: <u>Percent Non-Asbestos Fibrous Material:</u> None Detected	Location: Facility: <u>Percent Non-Fibrous Material:</u> 100
<i>Insufficient mastic to analyze</i>		
Lab No.: 7691454 Client No.: OH45754-111 <u>Percent Asbestos:</u> <i>None Detected</i>	Analyst Observation: Grey Floor Tile Client Description: <u>Percent Non-Asbestos Fibrous Material:</u> None Detected	Location: Facility: <u>Percent Non-Fibrous Material:</u> 100
<i>Insufficient mastic to analyze</i>		

Please refer to the Appendix of this report for further information regarding your analysis.

Date Received: 11/6/2023
Date Analyzed: 11/08/2023
Signature:
Analyst: Ellen Smith

Approved By:
Frank E. Ehrenfeld, III
Laboratory Director

CERTIFICATE OF ANALYSIS

Client: EA Group 7118 Industrial Park Mentor OH 44060	Report Date: 11/8/2023 Report No.: 692050 - PLM Project: OH45754 Project No.: 2311-033	Rev #2, 11/14/2023
Client: EAG482		

PLM BULK SAMPLE ANALYSIS SUMMARY

Lab No.: 7691455 Client No.: OH45754-112	Analyst Observation: Tan Vinyl Sheet Flooring Client Description:	Location: Facility:
<u>Percent Asbestos:</u> <i>None Detected</i>	<u>Percent Non-Asbestos Fibrous Material:</u> None Detected	<u>Percent Non-Fibrous Material:</u> 100

Note: No mastic present

Lab No.: 7691455(L2) Client No.: OH45754-112	Analyst Observation: Off-White Vinyl Sheet Flooring Client Description:	Location: Facility:
<u>Percent Asbestos:</u> <i>None Detected</i>	<u>Percent Non-Asbestos Fibrous Material:</u> None Detected	<u>Percent Non-Fibrous Material:</u> 100

Note: No mastic present

Lab No.: 7691455(L3) Client No.: OH45754-112	Analyst Observation: Blue/Black Vinyl Sheet Flooring Client Description:	Location: Facility:
<u>Percent Asbestos:</u> <i>None Detected</i>	<u>Percent Non-Asbestos Fibrous Material:</u> 10 Cellulose	<u>Percent Non-Fibrous Material:</u> 90

Note: No mastic present


Lab No.: 7691456 Client No.: OH45754-113	Analyst Observation: Tan Vinyl Sheet Flooring Client Description:	Location: Facility:
<u>Percent Asbestos:</u> <i>None Detected</i>	<u>Percent Non-Asbestos Fibrous Material:</u> None Detected	<u>Percent Non-Fibrous Material:</u> 100


Note: No mastic present

Lab No.: 7691456(L2) Client No.: OH45754-113	Analyst Observation: Off-White Vinyl Sheet Flooring Client Description:	Location: Facility:
<u>Percent Asbestos:</u> <i>None Detected</i>	<u>Percent Non-Asbestos Fibrous Material:</u> None Detected	<u>Percent Non-Fibrous Material:</u> 100

Note: No mastic present

Please refer to the Appendix of this report for further information regarding your analysis.

Date Received: 11/6/2023
Date Analyzed: 11/08/2023
Signature: 
Analyst: Ellen Smith

Approved By: 
Frank E. Ehrenfeld, III
Laboratory Director

CERTIFICATE OF ANALYSIS

Client: EA Group 7118 Industrial Park Mentor OH 44060	Report Date: 11/8/2023 Report No.: 692050 - PLM Project: OH45754 Project No.: 2311-033	Rev #2, 11/14/2023
Client: EAG482		

PLM BULK SAMPLE ANALYSIS SUMMARY

Lab No.: 7691456(L3) Client No.: OH45754-113	Analyst Observation: Blue/Black Vinyl Sheet Flooring Client Description:	Location: Facility:
<u>Percent Asbestos:</u> <i>None Detected</i>	<u>Percent Non-Asbestos Fibrous Material:</u> 10 Cellulose	<u>Percent Non-Fibrous Material:</u> 90

Note: No mastic present

Lab No.: 7691457 Client No.: OH45754-114	Analyst Observation: Tan/Black Vinyl Sheet Flooring Client Description:	Location: Facility:
<u>Percent Asbestos:</u> <i>None Detected</i>	<u>Percent Non-Asbestos Fibrous Material:</u> 85 Cellulose	<u>Percent Non-Fibrous Material:</u> 15


Lab No.: 7691457(L2) Client No.: OH45754-114	Analyst Observation: Brown Mastic Client Description:	Location: Facility:
<u>Percent Asbestos:</u> <i>None Detected</i>	<u>Percent Non-Asbestos Fibrous Material:</u> 1 Cellulose	<u>Percent Non-Fibrous Material:</u> 99


Lab No.: 7691458 Client No.: OH45754-115	Analyst Observation: Tan/Black Vinyl Sheet Flooring Client Description:	Location: Facility:
<u>Percent Asbestos:</u> <i>None Detected</i>	<u>Percent Non-Asbestos Fibrous Material:</u> 80 Cellulose	<u>Percent Non-Fibrous Material:</u> 20

Lab No.: 7691458(L2) Client No.: OH45754-115	Analyst Observation: Brown Mastic Client Description:	Location: Facility:
<u>Percent Asbestos:</u> <i>None Detected</i>	<u>Percent Non-Asbestos Fibrous Material:</u> 1 Cellulose	<u>Percent Non-Fibrous Material:</u> 99

Lab No.: 7691459 Client No.: OH45754-116	Analyst Observation: Lt Tan Drywall Client Description:	Location: Facility:
<u>Percent Asbestos:</u> <i>None Detected</i>	<u>Percent Non-Asbestos Fibrous Material:</u> 10 Cellulose	<u>Percent Non-Fibrous Material:</u> 90

Please refer to the Appendix of this report for further information regarding your analysis.

Date Received: 11/6/2023
Date Analyzed: 11/08/2023
Signature: 
Analyst: Ellen Smith

Approved By: 
Frank E. Ehrenfeld, III
Laboratory Director

CERTIFICATE OF ANALYSIS

Client: EA Group 7118 Industrial Park Mentor OH 44060	Report Date: 11/8/2023 Report No.: 692050 - PLM Project: OH45754 Project No.: 2311-033	Rev #2, 11/14/2023
Client: EAG482		

PLM BULK SAMPLE ANALYSIS SUMMARY

Lab No.: 7691459(L2) Client No.: OH45754-116	Analyst Observation: White Joint Compound Client Description:	Location: Facility:
<u>Percent Asbestos:</u> <i>None Detected</i>	<u>Percent Non-Asbestos Fibrous Material:</u> None Detected	<u>Percent Non-Fibrous Material:</u> 100

Lab No.: 7691460 Client No.: OH45754-117	Analyst Observation: Lt Tan Drywall Client Description:	Location: Facility:
<u>Percent Asbestos:</u> <i>None Detected</i>	<u>Percent Non-Asbestos Fibrous Material:</u> 10 Cellulose	<u>Percent Non-Fibrous Material:</u> 90

Lab No.: 7691460(L2) Client No.: OH45754-117	Analyst Observation: White Joint Compound Client Description:	Location: Facility:
<u>Percent Asbestos:</u> <i>None Detected</i>	<u>Percent Non-Asbestos Fibrous Material:</u> None Detected	<u>Percent Non-Fibrous Material:</u> 100

Lab No.: 7691460(L3) Client No.: OH45754-117	Analyst Observation: White Joint Compound Client Description:	Location: Facility:
<u>Percent Asbestos:</u> <i>None Detected</i>	<u>Percent Non-Asbestos Fibrous Material:</u> None Detected	<u>Percent Non-Fibrous Material:</u> 100

Lab No.: 7691461 Client No.: OH45754-118	Analyst Observation: Lt Tan Drywall Client Description:	Location: Facility:
<u>Percent Asbestos:</u> <i>None Detected</i>	<u>Percent Non-Asbestos Fibrous Material:</u> 10 Cellulose	<u>Percent Non-Fibrous Material:</u> 90

Lab No.: 7691461(L2) Client No.: OH45754-118	Analyst Observation: White Joint Compound Client Description:	Location: Facility:
<u>Percent Asbestos:</u> <i>None Detected</i>	<u>Percent Non-Asbestos Fibrous Material:</u> None Detected	<u>Percent Non-Fibrous Material:</u> 100

Please refer to the Appendix of this report for further information regarding your analysis.

Date Received: 11/6/2023
Date Analyzed: 11/08/2023
Signature:
Analyst: Ellen Smith

Approved By:
Frank E. Ehrenfeld, III
Laboratory Director

CERTIFICATE OF ANALYSIS

Client: EA Group 7118 Industrial Park Mentor OH 44060	Report Date: 11/8/2023 Report No.: 692050 - PLM Project: OH45754 Project No.: 2311-033	Rev #2, 11/14/2023
Client: EAG482		

PLM BULK SAMPLE ANALYSIS SUMMARY

Lab No.: 7691462 Client No.: OH45754-119	Analyst Observation: Lt Tan Drywall Client Description:	Location: Facility:
<u>Percent Asbestos:</u> <i>None Detected</i>	<u>Percent Non-Asbestos Fibrous Material:</u> 10 Cellulose	<u>Percent Non-Fibrous Material:</u> 90

Lab No.: 7691462(L2) Client No.: OH45754-119	Analyst Observation: White Joint Compound Client Description:	Location: Facility:
<u>Percent Asbestos:</u> <i>None Detected</i>	<u>Percent Non-Asbestos Fibrous Material:</u> None Detected	<u>Percent Non-Fibrous Material:</u> 100

Lab No.: 7691463 Client No.: OH45754-120	Analyst Observation: Lt Grey Plaster Client Description:	Location: Facility:
<u>Percent Asbestos:</u> <i>None Detected</i>	<u>Percent Non-Asbestos Fibrous Material:</u> 2 Cellulose	<u>Percent Non-Fibrous Material:</u> 98

Lab No.: 7691464 Client No.: OH45754-121	Analyst Observation: Lt Grey Plaster Client Description:	Location: Facility:
<u>Percent Asbestos:</u> <i>None Detected</i>	<u>Percent Non-Asbestos Fibrous Material:</u> 2 Cellulose	<u>Percent Non-Fibrous Material:</u> 98

Lab No.: 7691465 Client No.: OH45754-122	Analyst Observation: Lt Grey Plaster Client Description:	Location: Facility:
<u>Percent Asbestos:</u> <i>None Detected</i>	<u>Percent Non-Asbestos Fibrous Material:</u> 2 Cellulose	<u>Percent Non-Fibrous Material:</u> 98

Lab No.: 7691466 Client No.: OH45754-123	Analyst Observation: Lt Grey Plaster Client Description:	Location: Facility:
<u>Percent Asbestos:</u> <i>None Detected</i>	<u>Percent Non-Asbestos Fibrous Material:</u> 2 Cellulose	<u>Percent Non-Fibrous Material:</u> 98

Please refer to the Appendix of this report for further information regarding your analysis.

Date Received: 11/6/2023
Date Analyzed: 11/08/2023
Signature:
Analyst: Ellen Smith

Approved By:
Frank E. Ehrenfeld, III
Laboratory Director

CERTIFICATE OF ANALYSIS

Client: EA Group 7118 Industrial Park Mentor OH 44060	Report Date: 11/8/2023 Report No.: 692050 - PLM Project: OH45754 Project No.: 2311-033	Rev #2, 11/14/2023
Client: EAG482		

PLM BULK SAMPLE ANALYSIS SUMMARY

Lab No.: 7691467 Client No.: OH45754-124	Analyst Observation: Lt Grey Plaster Client Description:	Location: Facility:
<u>Percent Asbestos:</u> None Detected	<u>Percent Non-Asbestos Fibrous Material:</u> 2 Cellulose	<u>Percent Non-Fibrous Material:</u> 98

Lab No.: 7691468 Client No.: OH45754-125	Analyst Observation: Lt Grey Plaster Client Description:	Location: Facility:
<u>Percent Asbestos:</u> None Detected	<u>Percent Non-Asbestos Fibrous Material:</u> 2 Cellulose	<u>Percent Non-Fibrous Material:</u> 98

Lab No.: 7691469 Client No.: OH45754-126	Analyst Observation: Grey Vinyl Sheet Flooring Client Description:	Location: Facility:
<u>Percent Asbestos:</u> None Detected	<u>Percent Non-Asbestos Fibrous Material:</u> None Detected	<u>Percent Non-Fibrous Material:</u> 100

Insufficient mastic to analyze

Lab No.: 7691470 Client No.: OH45754-127	Analyst Observation: Grey Vinyl Sheet Flooring Client Description:	Location: Facility:
<u>Percent Asbestos:</u> None Detected	<u>Percent Non-Asbestos Fibrous Material:</u> None Detected	<u>Percent Non-Fibrous Material:</u> 100

Insufficient mastic to analyze


Lab No.: 7691471 Client No.: OH45754-128	Analyst Observation: Tan/Grey Vinyl Sheet Flooring Client Description:	Location: Facility:
<u>Percent Asbestos:</u> None Detected	<u>Percent Non-Asbestos Fibrous Material:</u> None Detected	<u>Percent Non-Fibrous Material:</u> 100


Note: No mastic present

Lab No.: 7691472 Client No.: OH45754-129	Analyst Observation: Tan/Grey Vinyl Sheet Flooring Client Description:	Location: Facility:
<u>Percent Asbestos:</u> None Detected	<u>Percent Non-Asbestos Fibrous Material:</u> None Detected	<u>Percent Non-Fibrous Material:</u> 100

Note: No mastic present

Please refer to the Appendix of this report for further information regarding your analysis.

Date Received: 11/6/2023
Date Analyzed: 11/08/2023
Signature: 
Analyst: Ellen Smith

Approved By: 
Frank E. Ehrenfeld, III
Laboratory Director

CERTIFICATE OF ANALYSIS

Client: EA Group 7118 Industrial Park Mentor OH 44060	Report Date: 11/8/2023 Report No.: 692050 - PLM Project: OH45754 Project No.: 2311-033	Rev #2, 11/14/2023
Client: EAG482		

PLM BULK SAMPLE ANALYSIS SUMMARY

Lab No.: 7691473 Client No.: OH45754-130	Analyst Observation: Lt Tan Drywall Client Description:	Location: Facility:
<u>Percent Asbestos:</u> <i>None Detected</i>	<u>Percent Non-Asbestos Fibrous Material:</u> 10 Cellulose	<u>Percent Non-Fibrous Material:</u> 90

Lab No.: 7691473(L2) Client No.: OH45754-130	Analyst Observation: White Joint Compound Client Description:	Location: Facility:
<u>Percent Asbestos:</u> <i>None Detected</i>	<u>Percent Non-Asbestos Fibrous Material:</u> None Detected	<u>Percent Non-Fibrous Material:</u> 100

Lab No.: 7691474 Client No.: OH45754-131	Analyst Observation: Lt Tan Drywall Client Description:	Location: Facility:
<u>Percent Asbestos:</u> <i>None Detected</i>	<u>Percent Non-Asbestos Fibrous Material:</u> 10 Cellulose	<u>Percent Non-Fibrous Material:</u> 90

Lab No.: 7691474(L2) Client No.: OH45754-131	Analyst Observation: White Joint Compound Client Description:	Location: Facility:
<u>Percent Asbestos:</u> <i>None Detected</i>	<u>Percent Non-Asbestos Fibrous Material:</u> None Detected	<u>Percent Non-Fibrous Material:</u> 100

Lab No.: 7691475 Client No.: OH45754-132	Analyst Observation: Lt Tan Drywall Client Description:	Location: Facility:
<u>Percent Asbestos:</u> <i>None Detected</i>	<u>Percent Non-Asbestos Fibrous Material:</u> 10 Cellulose	<u>Percent Non-Fibrous Material:</u> 90

Lab No.: 7691475(L2) Client No.: OH45754-132	Analyst Observation: White Joint Compound Client Description:	Location: Facility:
<u>Percent Asbestos:</u> <i>None Detected</i>	<u>Percent Non-Asbestos Fibrous Material:</u> None Detected	<u>Percent Non-Fibrous Material:</u> 100

Please refer to the Appendix of this report for further information regarding your analysis.

Date Received: 11/6/2023
Date Analyzed: 11/08/2023
Signature:
Analyst: Ellen Smith

Approved By:
Frank E. Ehrenfeld, III
Laboratory Director

CERTIFICATE OF ANALYSIS

Client: EA Group 7118 Industrial Park Mentor OH 44060	Report Date: 11/8/2023 Report No.: 692050 - PLM Project: OH45754 Project No.: 2311-033	Rev #2, 11/14/2023
Client: EAG482		

PLM BULK SAMPLE ANALYSIS SUMMARY

Lab No.: 7691476 Client No.: OH45754-133	Analyst Observation: Lt Tan Drywall Client Description:	Location: Facility:
<u>Percent Asbestos:</u> <i>None Detected</i>	<u>Percent Non-Asbestos Fibrous Material:</u> 10 Cellulose	<u>Percent Non-Fibrous Material:</u> 90

Lab No.: 7691476(L2) Client No.: OH45754-133	Analyst Observation: White Joint Compound Client Description:	Location: Facility:
<u>Percent Asbestos:</u> <i>None Detected</i>	<u>Percent Non-Asbestos Fibrous Material:</u> None Detected	<u>Percent Non-Fibrous Material:</u> 100

Lab No.: 7691477 Client No.: OH45754-134	Analyst Observation: Beige/Tan Vinyl Sheet Flooring Client Description:	Location: Facility:
<u>Percent Asbestos:</u> <i>None Detected</i>	<u>Percent Non-Asbestos Fibrous Material:</u> None Detected	<u>Percent Non-Fibrous Material:</u> 100

Note: No mastic present

Lab No.: 7691478 Client No.: OH45754-135	Analyst Observation: Beige/Tan Vinyl Sheet Flooring Client Description:	Location: Facility:
<u>Percent Asbestos:</u> <i>None Detected</i>	<u>Percent Non-Asbestos Fibrous Material:</u> None Detected	<u>Percent Non-Fibrous Material:</u> 100

Note: No mastic present

Lab No.: 7691479 Client No.: OH45754-136	Analyst Observation: Off-White Sink Undercoating Client Description:	Location: Facility:
<u>Percent Asbestos:</u> <i>None Detected</i>	<u>Percent Non-Asbestos Fibrous Material:</u> 4 Cellulose	<u>Percent Non-Fibrous Material:</u> 96

Lab No.: 7691480 Client No.: OH45754-137	Analyst Observation: Off-White Sink Undercoating Client Description:	Location: Facility:
<u>Percent Asbestos:</u> <i>None Detected</i>	<u>Percent Non-Asbestos Fibrous Material:</u> 3 Cellulose	<u>Percent Non-Fibrous Material:</u> 97

Please refer to the Appendix of this report for further information regarding your analysis.

Date Received: 11/6/2023
Date Analyzed: 11/08/2023
Signature:
Analyst: Ellen Smith

Approved By:
Frank E. Ehrenfeld, III
Laboratory Director

CERTIFICATE OF ANALYSIS

Client: EA Group 7118 Industrial Park Mentor OH 44060	Report Date: 11/8/2023 Report No.: 692050 - PLM Project: OH45754 Project No.: 2311-033	Rev #2, 11/14/2023
Client: EAG482		

PLM BULK SAMPLE ANALYSIS SUMMARY

Lab No.: 7691481 Client No.: OH45754-138	Analyst Observation: Brown/Lt Grey Vinyl Sheet Flooring Client Description:	Location: Facility:
<u>Percent Asbestos:</u> <i>None Detected</i>	<u>Percent Non-Asbestos Fibrous Material:</u> None Detected	<u>Percent Non-Fibrous Material:</u> 100

Note: No mastic present

Lab No.: 7691482 Client No.: OH45754-139	Analyst Observation: Brown/Lt Grey Vinyl Sheet Flooring Client Description:	Location: Facility:
<u>Percent Asbestos:</u> <i>None Detected</i>	<u>Percent Non-Asbestos Fibrous Material:</u> None Detected	<u>Percent Non-Fibrous Material:</u> 100

Note: No mastic present

Lab No.: 7691483 Client No.: OH45754-140	Analyst Observation: Yellow/Black Vinyl Sheet Flooring Client Description:	Location: Facility:
<u>Percent Asbestos:</u> <i>None Detected</i>	<u>Percent Non-Asbestos Fibrous Material:</u> 80 Cellulose	<u>Percent Non-Fibrous Material:</u> 20


Lab No.: 7691483(L2) Client No.: OH45754-140	Analyst Observation: Brown Mastic Client Description:	Location: Facility:
<u>Percent Asbestos:</u> <i>None Detected</i>	<u>Percent Non-Asbestos Fibrous Material:</u> 3 Cellulose	<u>Percent Non-Fibrous Material:</u> 97


Lab No.: 7691484 Client No.: OH45754-141	Analyst Observation: Yellow/Black Vinyl Sheet Flooring Client Description:	Location: Facility:
<u>Percent Asbestos:</u> <i>None Detected</i>	<u>Percent Non-Asbestos Fibrous Material:</u> 75 Cellulose	<u>Percent Non-Fibrous Material:</u> 25

Insufficient mastic to analyze

Lab No.: 7691485 Client No.: OH45754-142	Analyst Observation: Lt Grey Insulation Client Description:	Location: Facility:
<u>Percent Asbestos:</u> 40 Chrysotile	<u>Percent Non-Asbestos Fibrous Material:</u> 45 Cellulose	<u>Percent Non-Fibrous Material:</u> 15

Please refer to the Appendix of this report for further information regarding your analysis.

Date Received: 11/6/2023
Date Analyzed: 11/08/2023
Signature: 
Analyst: Ellen Smith

Approved By: 
Frank E. Ehrenfeld, III
Laboratory Director


CERTIFICATE OF ANALYSIS


Client: EA Group	Report Date: 11/8/2023	
7118 Industrial Park	Report No.: 692050 - PLM	Rev #2, 11/14/2023
Mentor OH 44060	Project: OH45754	
Client: EAG482	Project No.: 2311-033	

PLM BULK SAMPLE ANALYSIS SUMMARY

Lab No.: 7691486	Analyst Observation: Sample Not Analyzed	Location:
Client No.: OH45754-143	Client Description:	Facility:
<u>Percent Asbestos:</u> <i>Sample Not Analyzed</i>	<u>Percent Non-Asbestos Fibrous Material:</u> Sample Not Analyzed	<u>Percent Non-Fibrous Material:</u>
Lab No.: 7691487	Analyst Observation: Off-White Glazing	Location:
Client No.: OH45754-144	Client Description:	Facility:
<u>Percent Asbestos:</u> <i>None Detected</i>	<u>Percent Non-Asbestos Fibrous Material:</u> None Detected	<u>Percent Non-Fibrous Material:</u> 100
Lab No.: 7691488	Analyst Observation: Off-White Glazing	Location:
Client No.: OH45754-145	Client Description:	Facility:
<u>Percent Asbestos:</u> <i>None Detected</i>	<u>Percent Non-Asbestos Fibrous Material:</u> None Detected	<u>Percent Non-Fibrous Material:</u> 100
Lab No.: 7691489	Analyst Observation: Off-White Glazing	Location:
Client No.: OH45754-146	Client Description:	Facility:
<u>Percent Asbestos:</u> <i>None Detected</i>	<u>Percent Non-Asbestos Fibrous Material:</u> None Detected	<u>Percent Non-Fibrous Material:</u> 100
Lab No.: 7691490	Analyst Observation: Off-White Glazing	Location:
Client No.: OH45754-147	Client Description:	Facility:
<u>Percent Asbestos:</u> <i>None Detected</i>	<u>Percent Non-Asbestos Fibrous Material:</u> None Detected	<u>Percent Non-Fibrous Material:</u> 100
Lab No.: 7691491	Analyst Observation: Off-White Caulk	Location:
Client No.: OH45754-148	Client Description:	Facility:
<u>Percent Asbestos:</u> <i>None Detected</i>	<u>Percent Non-Asbestos Fibrous Material:</u> None Detected	<u>Percent Non-Fibrous Material:</u> 100

Please refer to the Appendix of this report for further information regarding your analysis.

Date Received: 11/6/2023
Date Analyzed: 11/08/2023
Signature: 
Analyst: Ellen Smith

Approved By: 
Frank E. Ehrenfeld, III
Laboratory Director

CERTIFICATE OF ANALYSIS

Client: EA Group 7118 Industrial Park Mentor OH 44060	Report Date: 11/8/2023 Report No.: 692050 - PLM Project: OH45754 Project No.: 2311-033	Rev #2, 11/14/2023
Client: EAG482		

PLM BULK SAMPLE ANALYSIS SUMMARY

Lab No.: 7691492 Client No.: OH45754-149	Analyst Observation: Off-White Caulk Client Description:	Location: Facility:
<u>Percent Asbestos:</u> <i>None Detected</i>	<u>Percent Non-Asbestos Fibrous Material:</u> None Detected	<u>Percent Non-Fibrous Material:</u> 100

Lab No.: 7691493 Client No.: OH45754-150	Analyst Observation: Off-White Glazing Client Description:	Location: Facility:
<u>Percent Asbestos:</u> <i>None Detected</i>	<u>Percent Non-Asbestos Fibrous Material:</u> None Detected	<u>Percent Non-Fibrous Material:</u> 100


Lab No.: 7691494 Client No.: OH45754-151	Analyst Observation: Off-White Glazing Client Description:	Location: Facility:
<u>Percent Asbestos:</u> <i>None Detected</i>	<u>Percent Non-Asbestos Fibrous Material:</u> None Detected	<u>Percent Non-Fibrous Material:</u> 100


Lab No.: 7691495 Client No.: OH45754-152	Analyst Observation: Off-White Caulk Client Description:	Location: Facility:
<u>Percent Asbestos:</u> <i>None Detected</i>	<u>Percent Non-Asbestos Fibrous Material:</u> None Detected	<u>Percent Non-Fibrous Material:</u> 100

Lab No.: 7691496 Client No.: OH45754-153	Analyst Observation: Off-White Caulk Client Description:	Location: Facility:
<u>Percent Asbestos:</u> <i>None Detected</i>	<u>Percent Non-Asbestos Fibrous Material:</u> None Detected	<u>Percent Non-Fibrous Material:</u> 100

Lab No.: 7691497 Client No.: OH45754-154	Analyst Observation: Off-White Caulk Client Description:	Location: Facility:
<u>Percent Asbestos:</u> <i>None Detected</i>	<u>Percent Non-Asbestos Fibrous Material:</u> None Detected	<u>Percent Non-Fibrous Material:</u> 100

Please refer to the Appendix of this report for further information regarding your analysis.

Date Received: 11/6/2023
Date Analyzed: 11/08/2023
Signature: 
Analyst: Ellen Smith

Approved By: 
Frank E. Ehrenfeld, III
Laboratory Director

CERTIFICATE OF ANALYSIS

Client: EA Group 7118 Industrial Park Mentor OH 44060	Report Date: 11/8/2023 Report No.: 692050 - PLM Project: OH45754 Project No.: 2311-033	Rev #2, 11/14/2023
Client: EAG482		

PLM BULK SAMPLE ANALYSIS SUMMARY

Lab No.: 7691498 Client No.: OH45754-155	Analyst Observation: Off-White Caulk Client Description:	Location: Facility:
<u>Percent Asbestos:</u> <i>None Detected</i>	<u>Percent Non-Asbestos Fibrous Material:</u> None Detected	<u>Percent Non-Fibrous Material:</u> 100

Lab No.: 7691499 Client No.: OH45754-156	Analyst Observation: Off-White Glazing Client Description:	Location: Facility:
<u>Percent Asbestos:</u> <i>None Detected</i>	<u>Percent Non-Asbestos Fibrous Material:</u> None Detected	<u>Percent Non-Fibrous Material:</u> 100


Lab No.: 7691500 Client No.: OH45754-157	Analyst Observation: Off-White Glazing Client Description:	Location: Facility:
<u>Percent Asbestos:</u> <i>None Detected</i>	<u>Percent Non-Asbestos Fibrous Material:</u> None Detected	<u>Percent Non-Fibrous Material:</u> 100


Lab No.: 7691501 Client No.: OH45754-158	Analyst Observation: Off-White Caulk Client Description:	Location: Facility:
<u>Percent Asbestos:</u> <i>None Detected</i>	<u>Percent Non-Asbestos Fibrous Material:</u> None Detected	<u>Percent Non-Fibrous Material:</u> 100

Lab No.: 7691502 Client No.: OH45754-159	Analyst Observation: Off-White Caulk Client Description:	Location: Facility:
<u>Percent Asbestos:</u> <i>None Detected</i>	<u>Percent Non-Asbestos Fibrous Material:</u> None Detected	<u>Percent Non-Fibrous Material:</u> 100

Lab No.: 7691503 Client No.: OH45754-160	Analyst Observation: Off-White Plaster Client Description:	Location: Facility:
<u>Percent Asbestos:</u> <i>None Detected</i>	<u>Percent Non-Asbestos Fibrous Material:</u> 2 Cellulose	<u>Percent Non-Fibrous Material:</u> 98

Please refer to the Appendix of this report for further information regarding your analysis.

Date Received: 11/6/2023
Date Analyzed: 11/08/2023
Signature: 
Analyst: Ellen Smith

Approved By: 
Frank E. Ehrenfeld, III
Laboratory Director

CERTIFICATE OF ANALYSIS

Client: EA Group 7118 Industrial Park Mentor OH 44060	Report Date: 11/8/2023 Report No.: 692050 - PLM Project: OH45754 Project No.: 2311-033	Rev #2, 11/14/2023
Client: EAG482		

PLM BULK SAMPLE ANALYSIS SUMMARY

Lab No.: 7691504 Client No.: OH45754-161	Analyst Observation: Off-White Plaster Client Description:	Location: Facility:
<u>Percent Asbestos:</u> <i>None Detected</i>	<u>Percent Non-Asbestos Fibrous Material:</u> 2 Cellulose	<u>Percent Non-Fibrous Material:</u> 98

Lab No.: 7691505 Client No.: OH45754-162	Analyst Observation: Off-White Plaster Client Description:	Location: Facility:
<u>Percent Asbestos:</u> <i>None Detected</i>	<u>Percent Non-Asbestos Fibrous Material:</u> 2 Cellulose	<u>Percent Non-Fibrous Material:</u> 98


Lab No.: 7691506 Client No.: OH45754-163	Analyst Observation: Tan Plaster Client Description:	Location: Facility:
<u>Percent Asbestos:</u> <i>None Detected</i>	<u>Percent Non-Asbestos Fibrous Material:</u> 1 Cellulose	<u>Percent Non-Fibrous Material:</u> 99


Lab No.: 7691507 Client No.: OH45754-164	Analyst Observation: Tan Plaster Client Description:	Location: Facility:
<u>Percent Asbestos:</u> <i>None Detected</i>	<u>Percent Non-Asbestos Fibrous Material:</u> 1 Cellulose	<u>Percent Non-Fibrous Material:</u> 99

Lab No.: 7691508 Client No.: OH45754-165	Analyst Observation: Tan Plaster Client Description:	Location: Facility:
<u>Percent Asbestos:</u> <i>None Detected</i>	<u>Percent Non-Asbestos Fibrous Material:</u> 1 Cellulose	<u>Percent Non-Fibrous Material:</u> 99

Lab No.: 7691509 Client No.: OH45754-166	Analyst Observation: Beige Fiberboard Client Description:	Location: Facility:
<u>Percent Asbestos:</u> <i>None Detected</i>	<u>Percent Non-Asbestos Fibrous Material:</u> 100 Cellulose	<u>Percent Non-Fibrous Material:</u> None Detected

Please refer to the Appendix of this report for further information regarding your analysis.

Date Received: 11/6/2023
Date Analyzed: 11/08/2023
Signature: 
Analyst: Ellen Smith

Approved By: 
Frank E. Ehrenfeld, III
Laboratory Director


CERTIFICATE OF ANALYSIS


Client: EA Group 7118 Industrial Park Mentor OH 44060	Report Date: 11/8/2023 Report No.: 692050 - PLM Project: OH45754 Project No.: 2311-033	Rev #2, 11/14/2023
Client: EAG482		

PLM BULK SAMPLE ANALYSIS SUMMARY

Lab No.: 7691510 Client No.: OH45754-167	Analyst Observation: Beige Fiberboard Client Description:	Location: Facility:
<u>Percent Asbestos:</u> <i>None Detected</i>	<u>Percent Non-Asbestos Fibrous Material:</u> 100 Cellulose	<u>Percent Non-Fibrous Material:</u> None Detected
Lab No.: 7691511 Client No.: OH45754-168	Analyst Observation: Off-White Caulk Client Description:	Location: Facility:
<u>Percent Asbestos:</u> <i>None Detected</i>	<u>Percent Non-Asbestos Fibrous Material:</u> None Detected	<u>Percent Non-Fibrous Material:</u> 100
Lab No.: 7691512 Client No.: OH45754-169	Analyst Observation: Off-White Caulk Client Description:	Location: Facility:
<u>Percent Asbestos:</u> <i>None Detected</i>	<u>Percent Non-Asbestos Fibrous Material:</u> None Detected	<u>Percent Non-Fibrous Material:</u> 100
Lab No.: 7691513 Client No.: OH45754-170	Analyst Observation: White Glazing Client Description:	Location: Facility:
<u>Percent Asbestos:</u> <i>None Detected</i>	<u>Percent Non-Asbestos Fibrous Material:</u> None Detected	<u>Percent Non-Fibrous Material:</u> 100
Lab No.: 7691514 Client No.: OH45754-171	Analyst Observation: White Glazing Client Description:	Location: Facility:
<u>Percent Asbestos:</u> <i>None Detected</i>	<u>Percent Non-Asbestos Fibrous Material:</u> None Detected	<u>Percent Non-Fibrous Material:</u> 100

Please refer to the Appendix of this report for further information regarding your analysis.

Date Received: 11/6/2023
Date Analyzed: 11/08/2023
Signature: 
Analyst: Ellen Smith

Approved By: 
Frank E. Ehrenfeld, III
Laboratory Director

CERTIFICATE OF ANALYSIS

Client: EA Group
7118 Industrial Park
Mentor OH 44060

Report Date: 11/8/2023
Report No.: 692050 - PLM
Project: OH45754
Project No.: 2311-033

Client: EAG482

Appendix to Analytical Report

Customer Contact: Mike Herbert

Method: 40 CFR Appendix E to Subpart E of Part 763, interim method for the Determination of Asbestos in Bulk Insulation Samples, USEPA 600, R93-116 and NYSDOH ELAP 198.1 as needed.

This appendix seeks to promote greater understanding of any observations, exceptions, special instructions, or circumstances that the laboratory needs to communicate to the client concerning the above samples. The information below is used to help promote your ability to make the most informed decisions for you and your customers. Please note the following points of contact for any questions you may have.

iATL Customer Service: customerservice@iatl.com

iATL Office Manager: wchampion@iatl.com

iATL Account Representative: Semih Kocahasan

Sample Login Notes: See Batch Sheet Attached

Sample Matrix: Bulk Building Materials

Exceptions Noted: See Following Pages

General Terms, Warrants, Limits, Qualifiers:

General information about iATL capabilities and client/laboratory relationships and responsibilities are spelled out in iATL policies that are listed at www.iATL.com and in our Quality Assurance Manual per ISO 17025 standard requirements. The information therein is a representation of iATL definitions and policies for turnaround times, sample submittal, collection media, blank definitions, quantification issues and limit of detection, analytical methods and procedures, sub-contracting policies, results reporting options, fees, terms, and discounts, confidentiality, sample archival and disposal, and data interpretation.

iATL warrants the test results to be of a precision normal for the type and methodology employed for each sample submitted. iATL disclaims any other warrants, expressed or implied, including warranty of fitness for a particular purpose and warranty of merchantability. iATL accepts no legal responsibility for the purpose for which the client uses test results. Any analytical work performed must be governed by our Standard Terms and Conditions. Prices, methods and detection limits may be changed without notification. Please contact your Customer Service Representative for the most current information.

This confidential report relates only to those item(s) tested and does not represent an endorsement by NIST-NVLAP, AIHA LAP LLC, or any agency of local, state or province governments nor of any agency of the U.S. government.

This report shall not be reproduced except in full, without written approval of the laboratory.

Information Pertinent to this Report:

Analysis by US EPA 600 93-116: Determination of Asbestos in Bulk Building Materials by Polarized Light Microscopy (PLM).

Certifications:

- NIST-NVLAP No. 101165-0
- NYSDOH-ELAP No. 11021
- AIHA-LAP, LLC No. 100188

Quantification at <0.25% by volume is possible with this method. (PC) Indicates Stratified Point Count Method performed. (PC-Trace) means that asbestos was detected but is not quantifiable under the Point Counting regimen. PC Trace represents a <0.25% amount. Analysis includes all distinct separable layers in accordance with EPA 600 Method. If not reported or otherwise noted, layer is either not present or the client has specifically requested that it not be analyzed (ex. analyze until positive instructions). Small asbestos fibers may be missed by PLM due to resolution limitations of the optical microscope. Therefore, PLM is not consistently reliable in detecting asbestos in non-friable organically bound (NOB) materials. Quantitative transmission electron microscopy (TEM) is currently the only method that can pronounce materials as non-asbestos containing.

Analytical Methodology Alternatives: Your initial request for analysis may not have accounted for recent advances in regulatory requirements or advances in technology that are routinely used in similar situations for other qualified projects. You may have the option to explore additional analysis for further information. Below are a few options, listed as the matrix followed by the appropriate methodology. Also included are links to more information on our website.

Bulk Building Materials that are Non-Friable Organically Bound (NOB) by Gravimetric Reduction techniques employing PLM and TEM: ELAP 198.6 (PLM-NOB), ELAP 198.4 (TEM-NOB) See additional information at the end of this appendix.

CERTIFICATE OF ANALYSIS

Client: EA Group
7118 Industrial Park
Mentor OH 44060

Report Date: 11/8/2023
Report No.: 692050 - PLM
Project: OH45754
Project No.: 2311-033

Client: EAG482

Loose Fill Vermiculite Insulation, Attic Insulation, Zonolite (copyright), etc.: US EPA 600 R-4/004 (multi-tiered analytical process)
Sprayed On Insulation/Fireproofing with Vermiculite (SOF-V): ELAP 198.8 (PLM-SOF-V)

Soil, sludge, sediment, aggregate, and like materials analyzed for asbestos or other elongated mineral particles (ex. erionite, etc.): ASTM D7521, CARB 435, and other options available

Asbestos in Surface Dust according to one of ASTM's Methods (very dependent on sampling collection technique – by TEM): ASTM D 5755, D5756, or D6480

Various other asbestos matrices (air, water, etc.) and analytical methods are available.

Disclaimers / Qualifiers:

There may be some samples in this project that have a "NOTE:" associated with a sample result. We use added disclaimers or qualifiers to inform the client about something that requires further explanation. Here is a list with highlighted disclaimers that may be pertinent to this project. For a full explanation of these and other disclaimers, please inquire at customerservice@iatl.com.

- 1) Note: No mastic provided for analysis.
- 2) Note: Insufficient mastic provided for analysis.
- 3) Note: Insufficient material provided for analysis.
- 4) Note: Insufficient sample provided for QC reanalysis.
- 5) Note: Different material than indicated on Sample Log / Description.
- 6) Note: Sample not submitted.
- 7) Note: Attached to asbestos containing material.
- 8) Note: Received wet.
- 9) Note: Possible surface contamination.
- 10) Note: Not building material. 1% threshold may not apply.
- 11) Note: Recommend TEM-NOB analysis as per EPA recommendations.
- 12) Note: Asbestos detected but not quantifiable.
- 13) Note: Multiple identical samples submitted, only one analyzed.
- 14) Note: Analyzed by EPA 600/R-93/116. Point Counting detection limit at 0.080%.
- 15) Note: Analyzed by EPA 600/R-93/116. Point Counting detection limit at 0.125%.
- 16) Note: This sample contains >10% vermiculite mineral. See Appendix for Recommendations for Vermiculite Analysis.

Recommendations for Vermiculite Analysis:

Several analytical protocols exist for the analysis of asbestos in vermiculite. These analytical approaches vary depending upon the nature of the vermiculite mineral being tested (e.g. un-processed gange, homogeneous exfoliated books of mica, or mixed mineral composites). Please contact your client representative for pricing and turnaround time options available.

iATL recommends initial testing using the EPA 600/R-93/116 method. This method is specifically designed for the analysis of asbestos in bulk building materials. It provides an acceptable starting point for primary screening of vermiculite for possible asbestos.

Results from this testing may be inconclusive. EPA suggests proceeding to a multi-tiered analysis involving wet separation techniques in conjunction with PLM and TEM gravimetric analysis (EPA 600/R-04/004).

For New York State customers, NYSDOH requires disclaimers and qualifiers for various vermiculite containing samples that direct analysis via ELAP198.6 and ELAP198.8 for samples that contain >10% vermiculite mineral where ELAP198.6 may be used to evaluate the asbestos content of the material. However, any test result using ELAP198.6 will be reported with the following disclaimer: "ELAP198.6 method does not remove vermiculite and may underestimate the level of asbestos present in a sample containing >10% vermiculite."

Further information on this method and other vermiculite and asbestos issues can be found at the following: Agency for Toxic Substances and Disease Registry (ATSDR) www.atsdr.cdc.gov, United States Geological Survey (USGS) www.minerals.usgs.gov/minerals/, US EPA www.epa.gov/asbestos. The USEPA also has an informative brochure "Current Best Practices for Vermiculite Attic Insulation" EPA 747F03001 May 2003, that may assist the health and remediation professional. NYS customers please follow current NYSDOH ELAP requirements per policy on subject of surfacing and vermiculite, May 6, 2016, Testing Requirements for Surfacing Material Containing Vermiculite (https://www.wadsworth.org/sites/default/files/WebDoc/I198_8_02_2.pdf)

The following is a summary of the analytical process outlines in the EPA 600/R-04/004 Method:

- 1) **Analytical Step/Method:** Initial Screening by PLM, EPA 600R-93/116
Requirements/Comments: Minimum of 0.1 g of sample. ~0.25% for most samples.

CERTIFICATE OF ANALYSIS

Client: EA Group
7118 Industrial Park
Mentor OH 44060

Report Date: 11/8/2023
Report No.: 692050 - PLM
Project: OH45754
Project No.: 2311-033

Client: EAG482

2)**Analytical Step/Method:** Wet Separation by PLM Gravimetric Technique, EPA R-04/004
Requirements/Comments: Minimum 50g** of dry sample. Analysis of "Sinks" only.

3)**Analytical Step/Method:** Wet Separation by PLM Gravimetric Technique, EPA R-04/004
Requirements/Comments: Minimum 50g** of dry sample. Analysis of "Floats" only.

4)**Analytical Step/Method:** Wet Separation by TEM Gravimetric Technique, EPA R-04/004
Requirements/Comments: Minimum 50g** of dry sample. Analysis of "Sinks" only.

5)**Analytical Step/Method:** Wet Separation by TEM Gravimetric Technique, EPA R-04/004
Requirements/Comments: Minimum 50g** of dry sample. Analysis of "Suspension" only.

*With advance notice and confirmation by the laboratory.

**Approximately 1 Liter of sample in double-bagged container (~9x6 inch bag of sample).

New York State Department of Health requires that samples originating from NYS that they categorize as Non-friable Organically Bound materials can only be confirmed as None Detected for asbestos by method 198.4. See the table below for a list of those materials. (ENVIRONMENTAL LABORATORY APPROVAL PROGRAM CERTIFICATION MANUAL - ITEM No. 198.1, Revision Date 5/6/16)

*Asphalt Shingles, Caulking, Ceiling Tiles with Cellulose, Duct Wrap, Glazing, Mastic, Paint Chips, Resilient Floor Tiles, Rubberized Asbestos Gaskets, Siding Shingles, Vinyl Asbestos Tile, NOB materials (other than SM-V) with <10% vermiculite, Any material (Friable or NOB other than SM-V) with >10% vermiculite.

Statistically derived uncertainty with any measure should be taken into consideration when reviewing and interpreting all reported data and results. A more comprehensive listing of accuracy, precision, and uncertainty as it impacts this method is available upon request.

FIELD REQUEST FOR LABORATORY ANALYSIS

Revised Report

3

Company Name: CT Consultants
Address: 8150 Sterling Ct.
Mentor, OH 44060
Attention: Bill Gallagher

Results Needed By: _____	
Normal: <input checked="" type="checkbox"/>	RUSH: _____
Priority: _____	(confirm w/ lab)
Date: _____	Time: _____

Customer Number: 0901336

Telephone: 440-530-2256

Fax No: _____

e-mail: bgallagher@ctconsultants.com

Sampled by: Kovell

Project Name: Pre-Demo Survey

Project Number OH 45754

Rush Authorized by: _____

Project Category: ENV

Special Billing/Reporting: _____

Is this a VAP project requiring VAP lab analysis? Yes _____ No

Internal Contact: Bowen

CHAIN OF CUSTODY

Relinquished by

Received by

Name MJ/KM Date/Time 11/2/23/1425

Name M. Coeman Date/Time 11/2/23 1600

EA GROUP CONSULTING DIVISION
REQUEST FOR LABORATORY ANALYSIS - ASBESTOS BULK SAMPLING LOG

Page 1 of 3

Sample No.	Homog. Group	
	1	2
DH45754-01	A	X
02	↓	↓
03	C	↓
04	↓	↓
05	D	↓
06	↓	↓
07	E	↓
08	↓	↓
09	*F	↓
10	↓	↓
11	G	↓
12	↓	↓
13	H	↓
14	↓	↓
15	I	↓
16	↓	↓
17	J	↓
18	↓	↓
19	K	↓
20	↓	↓

Sample No.	Homog. Group	
	1	2
DH45754-21	L	X
22	↓	↓
23	↓	↓
24	M	↓
25	↓	↓
26	N	↓
27	↓	↓
28	O	↓
29	↓	↓
30	P	↓
31	↓	↓
32	Q	↓
33	↓	↓
34	↓	↓
35	R	↓
36	↓	↓
37	↓	↓
38	S	↓
39	↓	↓
40	T	↓

Sample No.	Homog. Group	
	1	2
DH45754-41	T	X
42	U	↓
43	↓	↓
44	V	↓
45	↓	↓
46	W	↓
47	↓	↓
48	↓	↓
49	X	↓
50	↓	↓
51	Y	↓
52	↓	↓
53	Z	↓
54	↓	↓
55	AA	↓
56	↓	↓
57	AB	↓
58	↓	↓
59	AC	↓
60	↓	↓

Revised Report

Point Count: 2 PLM (full) or ALL (enter # or circle ALL)

Sampling Date: Oct. 31 to Nov. 2, 2023

Analytes: 1 PLM (standard)

Hygienist: Kovell

Comments: * Stop analysis at 1st positive

EA GROUP CONSULTING DIVISION
REQUEST FOR LABORATORY ANALYSIS - ASBESTOS BULK SAMPLING LOG

Page 2 of 3

Sample No.	Homog. Group	
	1	2
DHY5754-61	AC	X
62	AD	
63		
64		
65	AE	
66		
67	*AF	
68		
69	AG	
70		
71		
72	AH	
73		
74	AI	
75		
76	AJ	
77		
78	AK	
79		
80	AL	

Sample No.	Homog. Group	
	1	2
DHY5754-81	AL	X
82	AM	
83		
84	AN	
85		
86	AO	
87		
88	*AP	
89		
90	AQ	
91		
92	AR	
93		
94	AS	
95		
96	*AT	
97		
98	AU	
99		
100	AV	

Sample No.	Homog. Group	
	1	2
DHY5754-101	AV	X
102	AW	
103		
104	AX	
105		
106	AY	
107		
108	AZ	
109		
110	BA	
111		
112	BB	
113		
114	BC	
115		
116	BD	
117		
118	BE	
119		
120	BF	

Analytes: 1 PLM (standard) 2 PLM (full) Point Count: or ALL (enter # or circle ALL)

Hygienist: Kovall

Comments: * Stop analysis at 1st positive result

Sampling Date: Oct. 31 to Nov. 2, 2023

EA GROUP CONSULTING DIVISION
REQUEST FOR LABORATORY ANALYSIS - ASBESTOS BULK SAMPLING LOG

Page 3 of 3

Sample No.	Homog. Group	1	2
DH45754-121	BF	X	
122	↓		
123	BG		
124	↓		
125	↓		
126	BH		
127	↓		
128	BI		
129	↓		
130	BJ		
131	↓		
132	BK		
133	↓		
134	BL		
135	↓		
136	*BM		
137	↓		
138	BN		
139	↓		
140	BO		↓

Sample No.	Homog. Group	1	2
DH45754-141	BD	X	
142	*BP		
143	↓		
144	BQ		
145	↓		
146	BR		
147	↓		
148	BS		
149	↓		
150	BT		
151	↓		
152	BU		
153	↓		
154	BV		
155	↓		
156	BW		
157	↓		
158	BX		
159	↓		
160	CA		↓

Sample No.	Homog. Group	1	2
DH45754-161	CA	X	
162	↓		
163	CB		
164	↓		
165	↓		
166	CC		
167	↓		
168	*CD		
169	↓		
170	*CE		
171	↓		↓

Analytes: 1 PLM (standard) 2 PLM (full) or ALL

Point Count: (enter # or circle ALL)

Hygienist: Kocell

Sampling Date: Oct. 31 to Nov. 2, 2023

Comments: * Stop analysis at 1st positive



CT Consultants, Inc.
8150 Sterling Ct.
Mentor, OH 44060
Bill Gallagher

Client Project: Pre-Demo Survey

EA Group Workorder Number: 231100022

Received on November 2, 2023

The following analytical report contains results as requested for samples as received by EA Group. The results included in this report have been reviewed for compliance with the analytical methods indicated in this report. All data has been found to be compliant with accepted laboratory protocol, except as noted in the QC narrative. Industrial hygiene reports, air and/or surface concentrations results are based upon sampling information provided by the client. Analyst initials of REF indicate analysis performed at a subcontract facility.

If you have questions, comments or require further assistance regarding this report, please contact your client services representative or one of the individuals listed below.

Data or reporting:

Debbie Lauer - Lab Manager
dlauer@eagroupohio.com

Sample tracking, supplies:

Sample Receiving
sreceiving@eagroupohio.com

Invoice Related:

Bonnie Renbarger - Office Manager
brenbarger@eagroupohio.com

Reproduction of this report is prohibited except in its entirety. Unless noted, soil, sludge and sediment results are reported on dry weight basis. The "Sample Reporting Limit" is based on the method used for analysis and does not refer to any regulatory limit. These results relate only to the items tested.



Laboratory Analytical Report

CT Consultants, Inc.

8150 Sterling Ct.
Mentor, OH 44060

Attention:
Bill Gallagher

Client Project:

Pre-Demo Survey
OH45754

EA Group Workorder:

2311-00022

Deborah L. Lauer
Laboratory Manager

November 21, 2023



EA GROUP

Environmental Analysis
and Management

Sample Receive Date 11/ 2/2023

Sample Listing

<u>EAG</u>		<u>Client</u>	<u>EAG</u>		<u>Client</u>
<u>Sample Identification</u>		<u>Sample Identification</u>	<u>Sample Identification</u>		<u>Sample Identification</u>
231100022	- 001	OH45754-110223-01Pb	231100022	- 002	OH45754-110223-02Pb
231100022	- 003	OH45754-110223-03Pb	231100022	- 004	OH45754-110223-04Pb



EA GROUP

Environmental Analysis
and Management

Project Narrative 2311-00022

All analyses performed by EA Group were done using established laboratory SOPs. Management has reviewed the data for compliance with the laboratory QA/QC plan and data have been found to be compliant with the laboratory protocols unless otherwise noted below. All results listed for this report relate only to the samples submitted on this work order.

The temperature of the sample(s) upon receipt was 22°C.

This is a revised report which replaces the analytical report 2311-00022 issued on November 7, 2023. Samples OH45754-110223-03Pb and OH45754-110223-04Pb were re-prepped and re-analyzed.

Misc. QC Comments

Percent Moisture is used to report results on a dry weight basis.

When necessary, reporting limits of individual samples may be raised due to high concentration of interfering compounds or target analytes, or quantity of sample available for analysis.

pH method note: If this analysis was performed in the laboratory, it may not meet the "immediate analysis" requirement that applies to most wastewater monitoring samples. In such cases, analysis for pH should be done at the time of sampling.

The results listed in this report relate only to the samples submitted to EA Group per the chain of custody.



EA GROUP

Environmental Analysis
and Management

Project Narrative 2311-00022

Data Flag Table

- B** The method blank contained a standard laboratory contaminant (Methylene Chloride, Acetone, Hexane, Phthalates, etc.) above the standard laboratory method detection limit. If the analyte is present in the sample at a concentration up to ten times the blank level, the result is reported with a “B” indicating method blank contamination. Samples will be reported without a “B” if the analyte concentration in the sample is greater than ten times the blank level.
- E** An analytical result marked with an “E” indicates the result reported is above the high end limit of the calibration curve and should be considered an estimated concentration.
- DIL** Due to matrix interference or high analyte concentration, a dilution was required. The spikes and/or surrogates results could not be quantitated and therefore marked “DIL”.
- J** An analytical result marked with a “J” indicates the result reported was below the standard reporting limit and above the method detection limit. As the observed level approaches the MDL there is an increasing probability of a false positive response.
- MI** Analytical results marked as “MI” indicate that due to inherent matrix interference, the result could not be quantitated.
- #** Results flagged “#” indicate the reported result may be outside allowable permit levels as provided by the client, when applicable.
- NA** A result or field marked as “NA” indicates that it was not applicable for this project.
- Q** A quality control result flagged with a “Q” indicates the percent recovery was outside the acceptable range as determined by the laboratory.

** Positive results for this analyte represent a probable combination of 3-Methylphenol (m-Cresol) and 4-Methylphenol (p-Cresol).



EA GROUP

Environmental Analysis
and Management

EAG Workorder: 2311-00022

Client Project: Pre-Demo Survey

Client ID: OH45754-110223-01Pb

Date/Time Sampled: 11/02/2023/ 00

Received: 11/02/2023

EAG ID: 2311-00022-1

<u>Parameter</u>	<u>CAS #</u>	<u>Result</u>	<u>Reporting</u>	<u>Units</u>	<u>Prep</u>	<u>Analysis</u>		<u>Analyst</u>
			<u>Limit</u>		<u>Date</u>	<u>Date</u>	<u>Time</u>	
Lead, TCLP: SW846-6010B	7439-92-1	<0.10	0.10	mg/liter	11/03/2023	11/06/2023		CMB
SW846 1311: TCLP Extraction		Complete				11/02/2023		CMB

Client ID: OH45754-110223-02Pb

Date/Time Sampled: 11/02/2023/ 00

Received: 11/02/2023

EAG ID: 2311-00022-2

<u>Parameter</u>	<u>CAS #</u>	<u>Result</u>	<u>Reporting</u>	<u>Units</u>	<u>Prep</u>	<u>Analysis</u>		<u>Analyst</u>
			<u>Limit</u>		<u>Date</u>	<u>Date</u>	<u>Time</u>	
Lead, TCLP: SW846-6010B	7439-92-1	0.104	0.10	mg/liter	11/03/2023	11/06/2023		CMB
SW846 1311: TCLP Extraction		Complete				11/02/2023		CMB

Client ID: OH45754-110223-03Pb

Date/Time Sampled: 11/02/2023/ 00

Received: 11/02/2023

EAG ID: 2311-00022-3

<u>Parameter</u>	<u>CAS #</u>	<u>Result</u>	<u>Reporting</u>	<u>Units</u>	<u>Prep</u>	<u>Analysis</u>		<u>Analyst</u>
			<u>Limit</u>		<u>Date</u>	<u>Date</u>	<u>Time</u>	
Lead, TCLP: SW846-6010B	7439-92-1	<0.10	0.10	mg/liter	11/21/2023	11/21/2023		CMB
SW846 1311: TCLP Extraction		Complete				11/20/2023		CMB

Client ID: OH45754-110223-04Pb

Date/Time Sampled: 11/02/2023/ 00

Received: 11/02/2023

EAG ID: 2311-00022-4

<u>Parameter</u>	<u>CAS #</u>	<u>Result</u>	<u>Reporting</u>	<u>Units</u>	<u>Prep</u>	<u>Analysis</u>		<u>Analyst</u>
			<u>Limit</u>		<u>Date</u>	<u>Date</u>	<u>Time</u>	
Lead, TCLP: SW846-6010B	7439-92-1	2.34	0.10	mg/liter	11/21/2023	11/21/2023		CMB
SW846 1311: TCLP Extraction		Complete				11/20/2023		CMB

**2311-0022**

Listed below are the TCLP regulatory limits. If you have any questions regarding the results or the regulatory limits, please contact Client Services. Source: 40CFR 261.

TCLP Metals:	mg/liter	TCLP Volatiles:	mg/liter
Arsenic	5.0	Benzene	0.5
Barium	100.0	Carbontetrachloride	0.5
Cadmium	1.0	Chlorobenzene	100.0
Chromium	5.0	Chloroform	6.0
Lead	5.0	1,2-Dichloroethane	0.5
Mercury	0.2	1,1-Dichloroethene	0.7
Selenium	1.0	Methyl ethyl ketone	200.0
Silver	5.0	Tetrachloroethene	0.7
		Trichloroethene	0.5
		Vinyl Chloride	0.2
TCLP Semi-volatiles:	mg/liter	TCLP Pesticides:	mg/liter
1,4-Dichlorobenzene	7.5	Chlordane	0.03
2,4-Dinitrotoluene	0.13	Endrin	0.02
Hexachlorobenzene	0.13	Heptachlor	0.008
Hexachlorobutadiene	0.5	Heptachlor Epoxide	0.008
Hexachloroethane	3.0	Lindane	0.4
Nitrobenzene	2.0	Methoxychlor	10.0
Pyridine	5.0	Toxaphene	0.5
o-Cresol	200.0	TCLP Herbicides:	mg/liter
m-Cresol	200.0	2,4-D	10.0
p-Cresol	200.0	2,4,5-TP (Silvex)	1.0
Cresol (total)	200.0		
Pentachlorophenol	100.0		
2,4,5-Trichlorophenol	400.0		
2,4,6-Trichlorophenol	2.0		
Characterization Parameters:	Acceptable limits		
Corrosivity	2-12.5 pH units		
Flashpoint	>140 degrees F		
Ignitability (solid burn rate)	<2.2 mm/second		
Reactive Cyanide*	<250 mg/kg		
Reactive Sulfide*	<500 mg/kg		

* EA Group uses the industry standard for the analysis of reactivity. However, the EPA has withdrawn guidance concerning this method. Further evaluation may be required to determine whether a waste is 'reactive'. The generator should contact the waste handler or the EPA for further guidance.

22

FIELD REQUEST FOR LABORATORY ANALYSIS

Company Name: CT Consultants
 Address: 8150 Sterling Ct.
Mentor, OH 44060
 Attention: Bill Gallagher
 Customer Number: 0901336
 Telephone: 440-530-2256

Results Needed By: _____	
Normal: <input checked="" type="checkbox"/>	RUSH: _____
Priority: _____	(confirm w/ lab)
Date: _____	Time: _____

e-mail(s): bgallagher@ctconsultants.com

Sampled by: Kovall
 Project Name: Pic-Demo Survey

Project Number OH 45754

Rush Authorized by: _____

Project Category: ENV

Special Billing/Reporting: _____

Is this a VAP project requiring VAP lab analysis? Yes _____ No
 Is this a BUSTR project requiring BUSTR lab analysis? Yes _____ No

Internal Contact(s): B-17

CHAIN OF CUSTODY

Relinquished by

Received by

Name	Date/Time
<u>MJK</u>	<u>11/2/23 1340</u>
_____	_____
_____	_____
_____	_____

Name	Date/Time
<u>M. Cowman</u>	<u>11/2/23 1410</u>
_____	_____
_____	_____
_____	_____

EA GROUP FIELD OPERATIONS - REQUEST FOR LABORATORY ANALYSIS

Sample No.	Split ID	Date/Time Collected	Matrix/Media	Area/Vol. (units)	1	2	3	4	5	6	7	8	9	10	11	12	Comments	VAP? BUSTR?
OH 45754		11/2/23	B		X													N
↓		↓	↓		↓													↓
02		↓	↓															
03		↓	↓															
04		↓	↓															

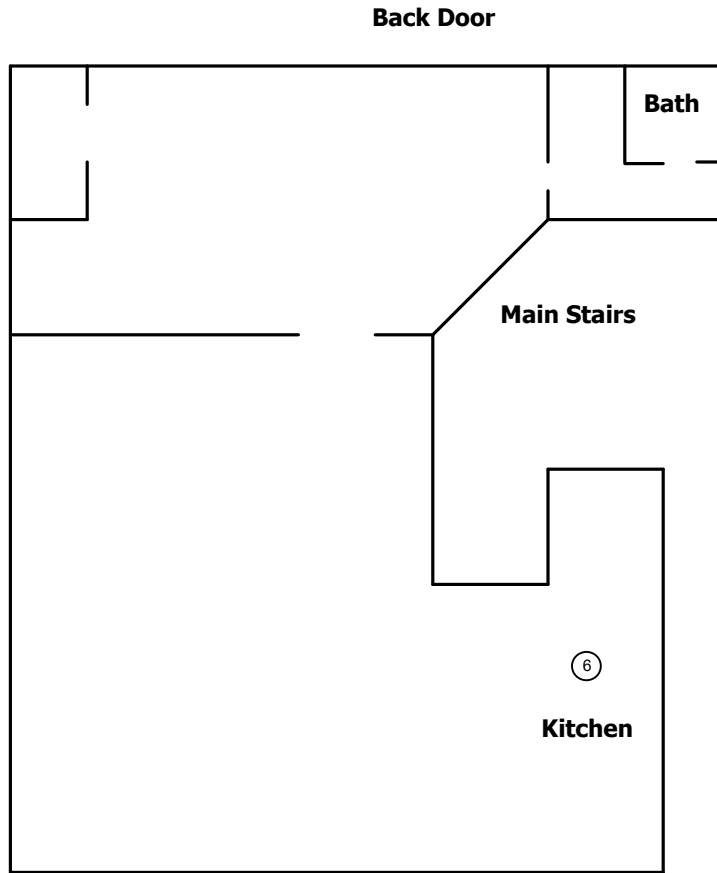
Media: A1 Air (25 mm) A6 Air (impinger) SL Sludge/Slurry
 A2 Air (37 mm) B Bulk SW Swab
 A3 Air (sor bent) R/CC Char. Canister O Oil
 A4 Air (badge) R/AT Alpha track W Water/Liquid
 A5 Air (bag) S Soil DW Drinking Water

Sample condition upon receipt:
 Intact _____
 Not Intact _____

Analytes: 1 TCLP Pb 4 _____ 7 _____
 2 _____ 5 _____ 8 _____
 3 _____ 6 _____ 9 _____

Revised Report _____
 10 _____
 11 _____
 12 _____

APPENDIX B
ABATEMENT LOCATION DRAWINGS

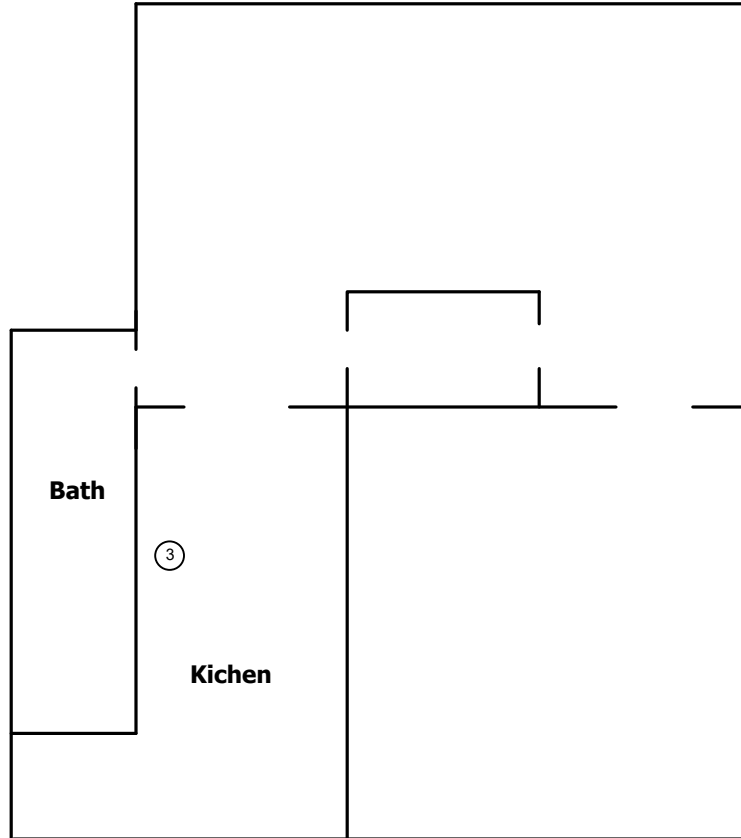


①

<u>ID</u>	<u>Description</u>
1	Duct Wrap
2	Heavy Textured Ceiling Plaster
3	Sink Bottom Coating
4	Black Flooring w/ mastic
5	Black and Gray Flooring w/ mastic
6	Beige and Orange Linoleum Flooring
7	Foundation Waterproofing
8	Roof Flashing
9	Roofing Shingles

**DRAWING FOR GENERAL REFERENCE PURPOSES ONLY.
 BASE PROVIDED BY CLIENT, ACTUAL ROOM CONFIGURATIONS
 MAY DIFFER FROM THOSE SHOWN; ANNOTATIONS BY EA GROUP.
 REFER TO SURVEY FOR DETAILS. NO SCALE.**

Locations of ACMs to be Abated			
Apartment 201 Upper			
199-209 N. St. Clair Street			
EAG No.	OH45754	Date:	February 27, 2024
		Figure	4



①

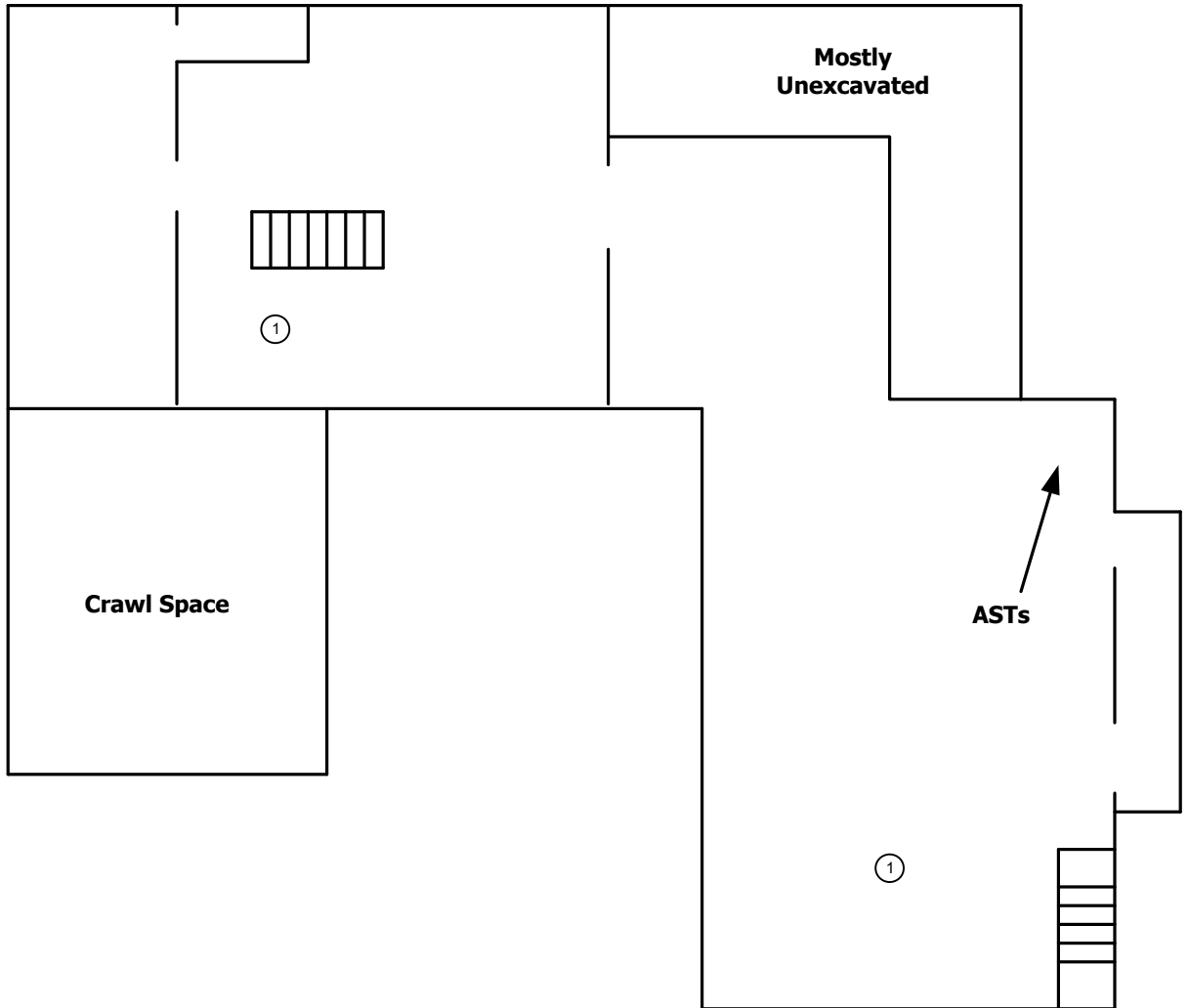
<u>ID</u>	<u>Description</u>
1	Duct Wrap
2	Heavy Textured Ceiling Plaster
3	Sink Bottom Coating
4	Black Flooring w/ mastic
5	Black and Gray Flooring w/ mastic
6	Beige and Orange Linoleum Flooring
7	Foundation Waterproofing
8	Roof Flashing
9	Roofing Shingles

**DRAWING FOR GENERAL REFERENCE PURPOSES ONLY.
BASE PROVIDED BY CLIENT, ACTUAL ROOM CONFIGURATIONS
MAY DIFFER FROM THOSE SHOWN; ANNOTATIONS BY EA GROUP.
REFER TO SURVEY FOR DETAILS. NO SCALE.**

**Locations of ACMs to be Abated
Apartment 207 Lower
199-209 N. St. Clair Street**

EAG No.	OH45754	Date:	February 27, 2024	Figure	2
---------	---------	-------	-------------------	--------	---

C:\USERS\SCOTT.L\DOMAIN\DOCUMENTS\CT CONSULTANTS PAINESVILLE BLDGS OH\OH45754.SPEC\SPEC - ALL BLDGS\ST. CLAIR DWGS\45754.CT ST. CLAIR BASEMENT ABATEMENT.VSD

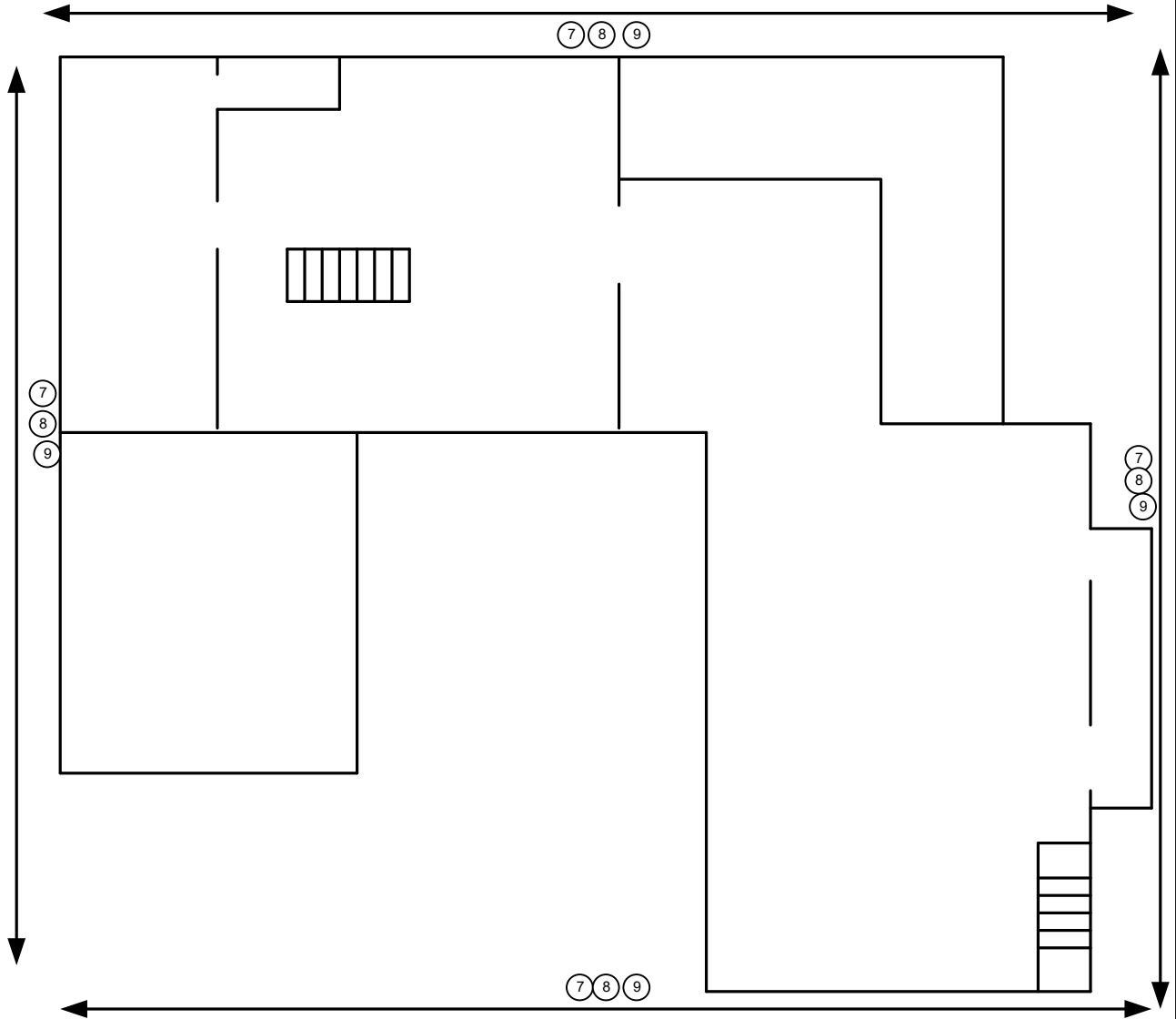


- | ○ | <u>ID</u> | <u>Description</u> |
|---|-----------|------------------------------------|
| | 1 | Duct Wrap |
| | 2 | Heavy Textured Ceiling Plaster |
| | 3 | Sink Bottom Coating |
| | 4 | Black Flooring w/ mastic |
| | 5 | Black and Gray Flooring w/ mastic |
| | 6 | Beige and Orange Linoleum Flooring |
| | 7 | Foundation Waterproofing |
| | 8 | Roof Flashing |
| | 9 | Roofing Shingles |

Locations of ACMs to be Abated			
Basement			
199-209 N. St. Clair Street			
EAG No.	OH45754	Date:	February 27, 2024
			Figure 1

**DRAWING FOR GENERAL REFERENCE PURPOSES ONLY.
 BASE PROVIDED BY CLIENT, ACTUAL ROOM CONFIGURATIONS
 MAY DIFFER FROM THOSE SHOWN; ANNOTATIONS BY EA GROUP.
 REFER TO SURVEY FOR DETAILS. NO SCALE.**

C:\USERS\SCOTT.L\DOMAIN\DOCUMENTS\CT CONSULTANTS PAINESVILLE BLDGS OH\OH45754.SPEC\SPEC - ALL BLDGS\ST. CLAIR DWGS\45754.CT.ST. CLAIR EXTERIOR.ABATEMENT.VSD



LEGEND



- | <u>ID</u> | <u>Description</u> |
|-----------|------------------------------------|
| 1 | Duct Wrap |
| 2 | Heavy Textured Ceiling Plaster |
| 3 | Sink Bottom Coating |
| 4 | Black Flooring w/ mastic |
| 5 | Black and Gray Flooring w/ mastic |
| 6 | Beige and Orange Linoleum Flooring |
| 7 | Foundation Waterproofing |
| 8 | Roof Flashing |
| 9 | Roofing Shingles |

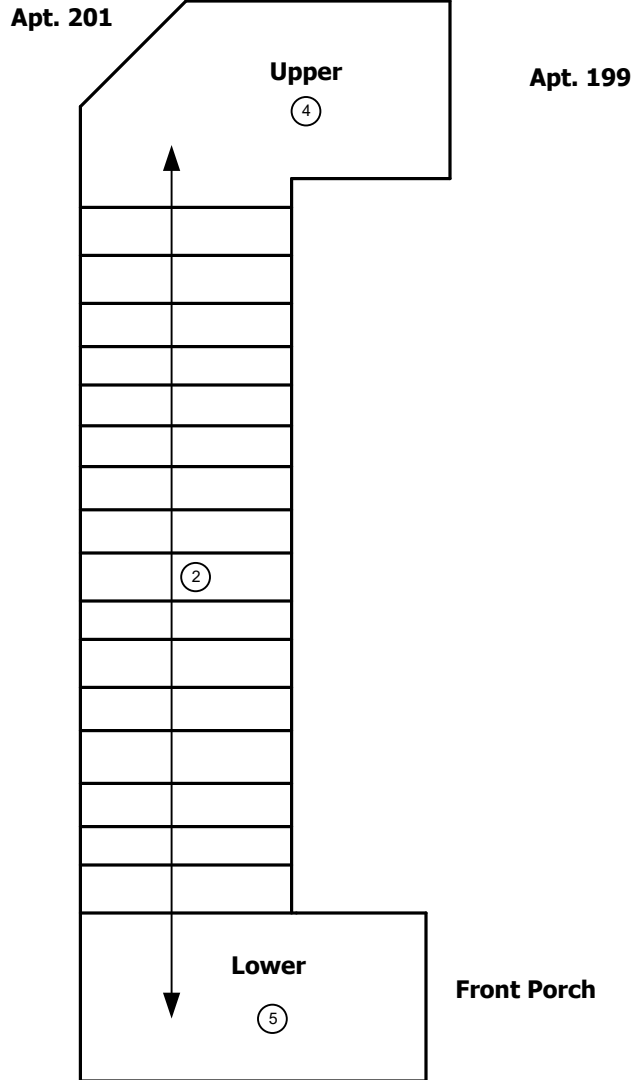
**Locations of ACMs to be Abated
Exterior**

199-209 N. St. Clair Street

**DRAWING FOR GENERAL REFERENCE PURPOSES ONLY.
BASE PROVIDED BY CLIENT, ACTUAL ROOM CONFIGURATIONS
MAY DIFFER FROM THOSE SHOWN; ANNOTATIONS BY EA GROUP.
REFER TO SURVEY FOR DETAILS. NO SCALE.**

EAG No.	OH45754	Date:	February 27, 2024	Figure	5
---------	---------	-------	-------------------	--------	---

C:\USERS\SCOTT.L\DOMAIN\DOCUMENTS\CT CONSULTANTS PAINESVILLE BLDGS OH\OH45754.SPEC\SPEC - ALL BLDGS\ST. CLAIR DWGS\45754.CT ST. CLAIR STAIRS.ABATEMENT.VSD



①

ID	Description
1	Duct Wrap
2	Heavy Textured Ceiling Plaster
3	Sink Bottom Coating
4	Black Flooring w/ mastic
5	Black and Gray Flooring w/ mastic
6	Beige and Orange Linoleum Flooring
7	Foundation Waterproofing
8	Roof Flashing
9	Roofing Shingles

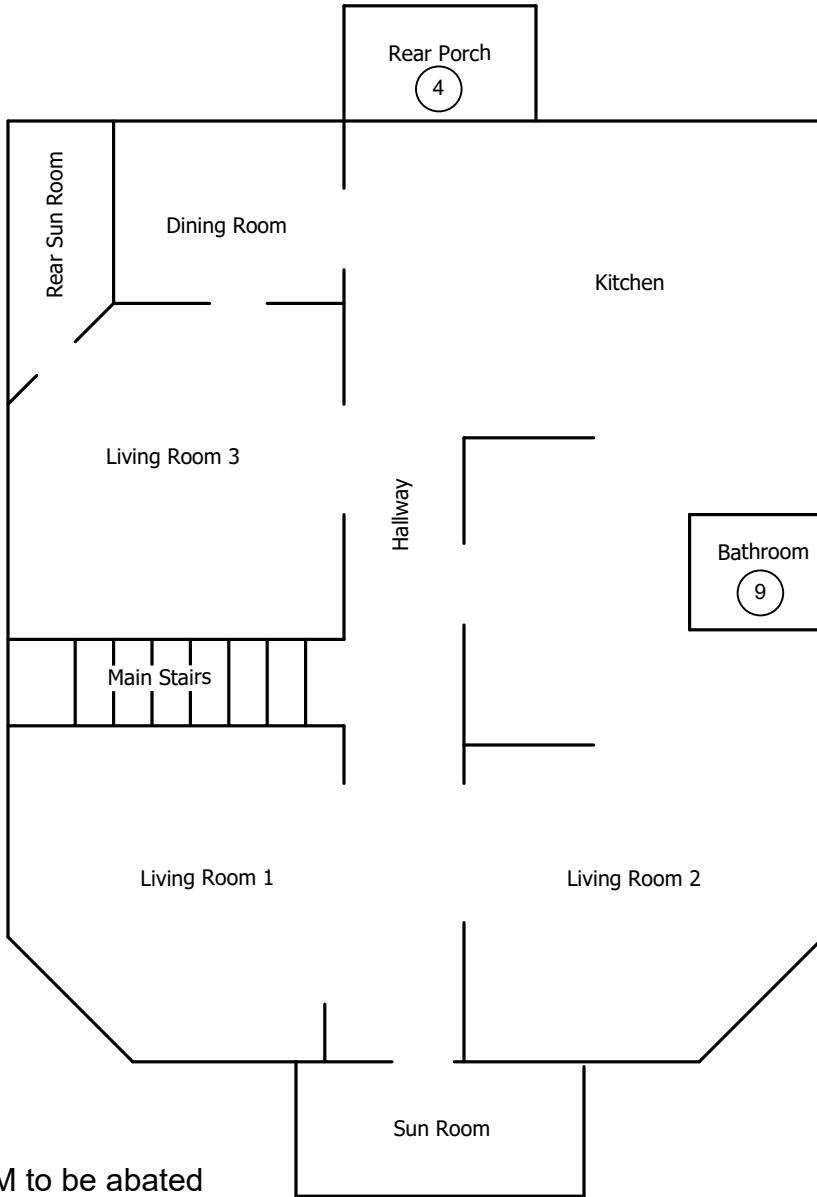
Locations of ACMs to be Abated Main Stairs

199-209 N. St. Clair Street

**DRAWING FOR GENERAL REFERENCE PURPOSES ONLY.
BASE PROVIDED BY CLIENT, ACTUAL ROOM CONFIGURATIONS
MAY DIFFER FROM THOSE SHOWN; ANNOTATIONS BY EA GROUP.
REFER TO SURVEY FOR DETAILS. NO SCALE.**

EAG No.	OH45754	Date:	February 27, 2024	Figure	3
---------	---------	-------	-------------------	--------	---

C:\USERS\SCOTT.L\DOMAIN\DOCUMENTS\CT CONSULTANTS\PAINESVILLE BLDGS OH\OH45754.SPEC\SPEC - ALL BLDGS\EAST ERIE DRAWINGS\45754\CT 99 ERIE 1ST FL\ABATEMENT_VSD



① ID # for ACM to be abated

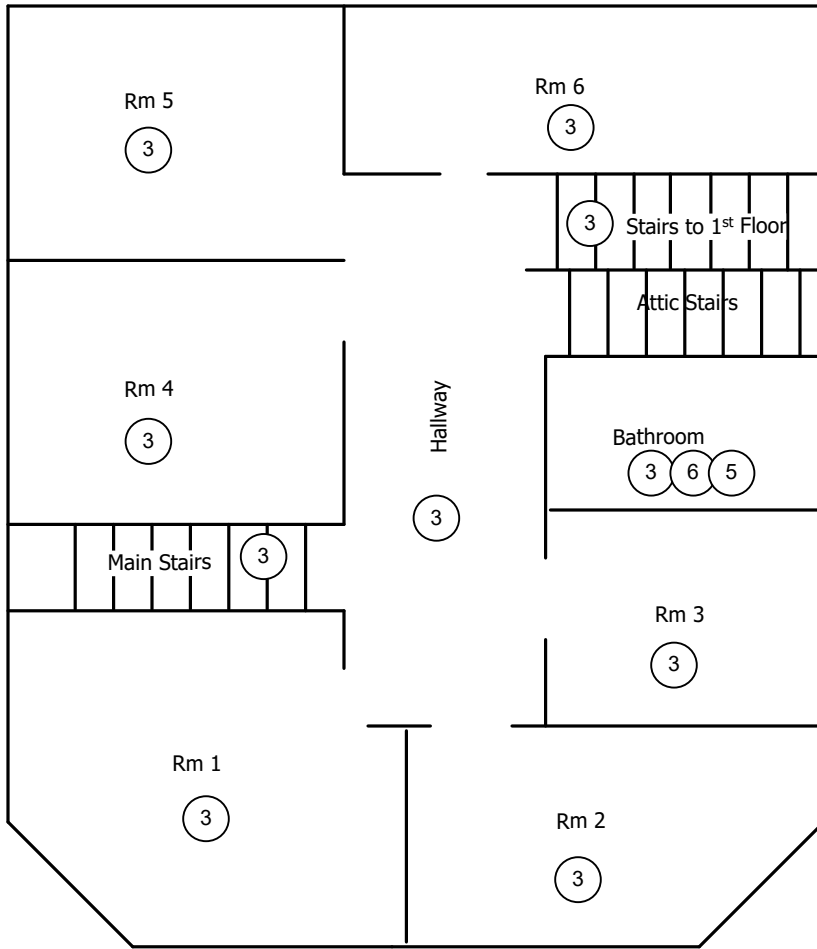
- | ID | Description |
|----|-----------------------------|
| 1 | HVAC Duct Tape |
| 2 | Duct Insulation |
| 3 | Plaster Ceiling |
| 4 | Drywall System Walls |
| 5 | Ceramic Wall Tile & Mastic |
| 6 | 1'x1' Ceiling Tile & Mastic |
| 7 | Door Caulking |
| 8 | Window Caulking |
| 9 | Linoleum Flooring |
| 10 | Foundation Waterproofing |

Locations of ACMs to be Abated			
First Floor			
99 East Erie Street Street			
EAG No.	OH45754	Date:	February 27, 2024
			Figure 10

**DRAWING FOR GENERAL REFERENCE PURPOSES ONLY.
 BASE PROVIDED BY CLIENT, ACTUAL ROOM CONFIGURATIONS
 MAY DIFFER FROM THOSE SHOWN; ANNOTATIONS BY EA GROUP.
 REFER TO SURVEY FOR DETAILS. NO SCALE.**



C:\USERS\SCOTT.L\DOMAIN\DOCUMENTS\ICT CONSULTANTS PAINESVILLE BLDGS OH\OH45754.SPEC\SPEC - ALL BLDGS\EAST ERIE DRAWINGS\45754\CT 99 ERIE 2ND FL\ABATEMENT.VSD

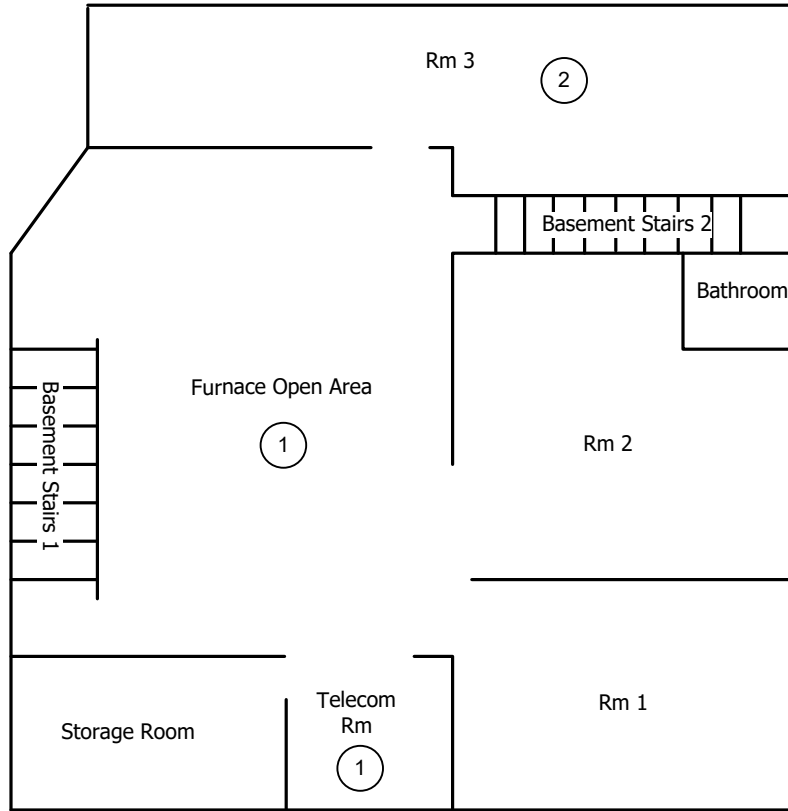


① ID # for ACM to be abated

ID	Description
1	HVAC Duct Tape
2	Duct Insulation
3	Plaster Ceiling
4	Drywall System Walls
5	Ceramic Wall Tile & Mastic
6	1'x1' Ceiling Tile & Mastic
7	Door Caulking
8	Window Caulking
9	Linoleum Flooring
10	Foundation Waterproofing

Locations of ACMs to be Abated			
2nd Floor			
99 East Erie Street Street			
EAG No.	OH45754	Date:	February 27, 2024
			Figure 11

**DRAWING FOR GENERAL REFERENCE PURPOSES ONLY.
 BASE PROVIDED BY CLIENT, ACTUAL ROOM CONFIGURATIONS
 MAY DIFFER FROM THOSE SHOWN; ANNOTATIONS BY EA GROUP.
 REFER TO SURVEY FOR DETAILS. NO SCALE.**



① ID # for ACM to be abated

- | ID | Description |
|----|-----------------------------|
| 1 | HVAC Duct Tape |
| 2 | Duct Insulation |
| 3 | Plaster Ceiling |
| 4 | Drywall System Walls |
| 5 | Ceramic Wall Tile & Mastic |
| 6 | 1'x1' Ceiling Tile & Mastic |
| 7 | Door Caulking |
| 8 | Window Caulking |
| 9 | Linoleum Flooring |
| 10 | Foundation Waterproofing |

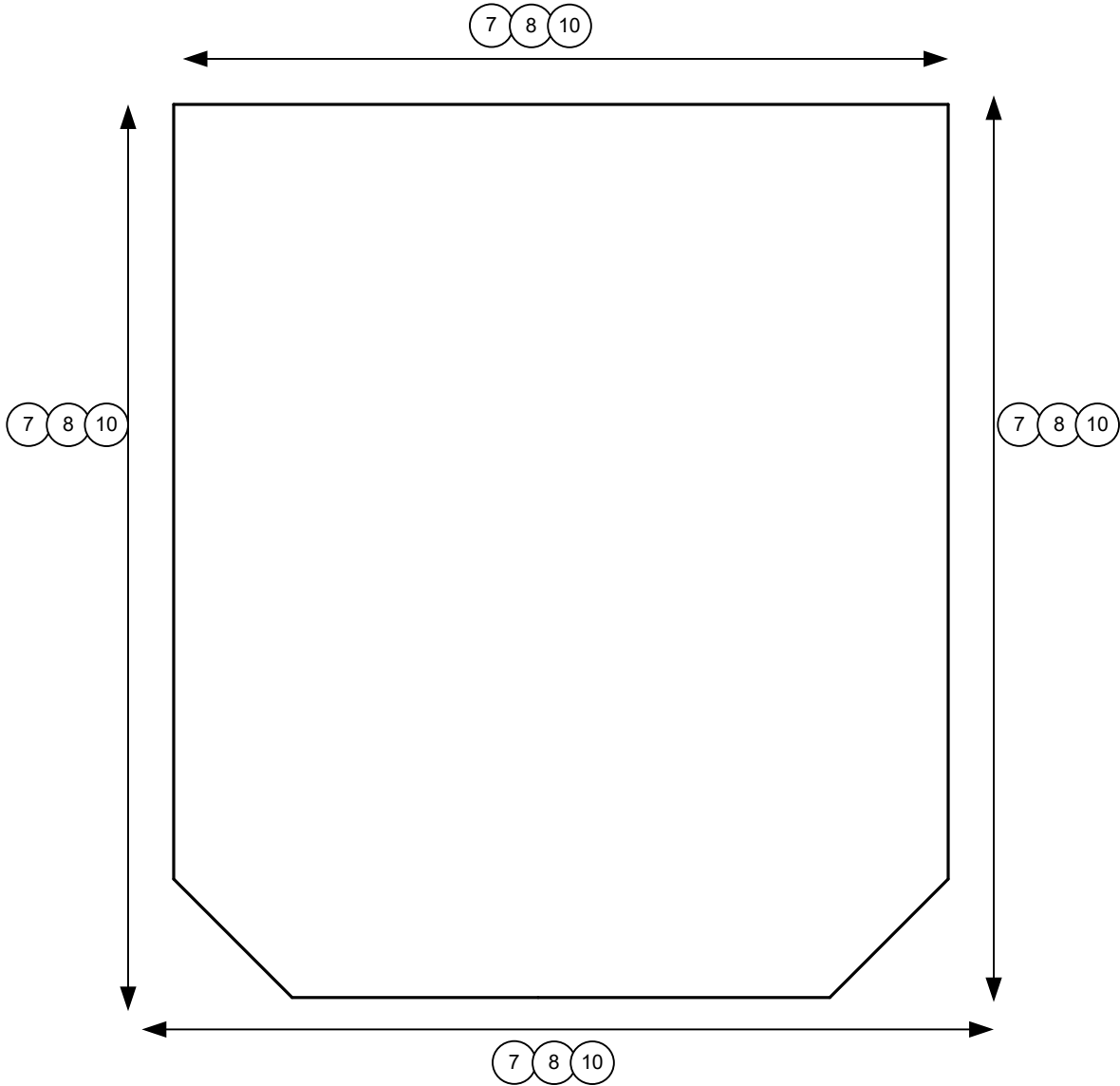
**Locations of ACMs to be Abated
Basement**

99 East Erie Street Street

**DRAWING FOR GENERAL REFERENCE PURPOSES ONLY.
BASE PROVIDED BY CLIENT, ACTUAL ROOM CONFIGURATIONS
MAY DIFFER FROM THOSE SHOWN; ANNOTATIONS BY EA GROUP.
REFER TO SURVEY FOR DETAILS. NO SCALE.**

EAG No.	OH45754	Date:	February 27, 2024	Figure	9
---------	---------	-------	-------------------	--------	---

C:\USERS\SCOTT.L\DOMAIN\DOCUMENTS\CT CONSULTANTS PAINESVILLE BLDGS OH\OH45754.SPEC\SPEC - ALL BLDGS\EAST ERIE DRAWINGS\45754\CT 99 ERIE EXTERIOR\ABATEMENT.VSD



① ID # for ACM to be abated

ID	Description
1	HVAC Duct Tape
2	Duct Insulation
3	Plaster Ceiling
4	Drywall System Walls
5	Ceramic Wall Tile & Mastic
6	1'x1' Ceiling Tile & Mastic
7	Door Caulking
8	Window Caulking
9	Linoleum Flooring
10	Foundation Waterproofing

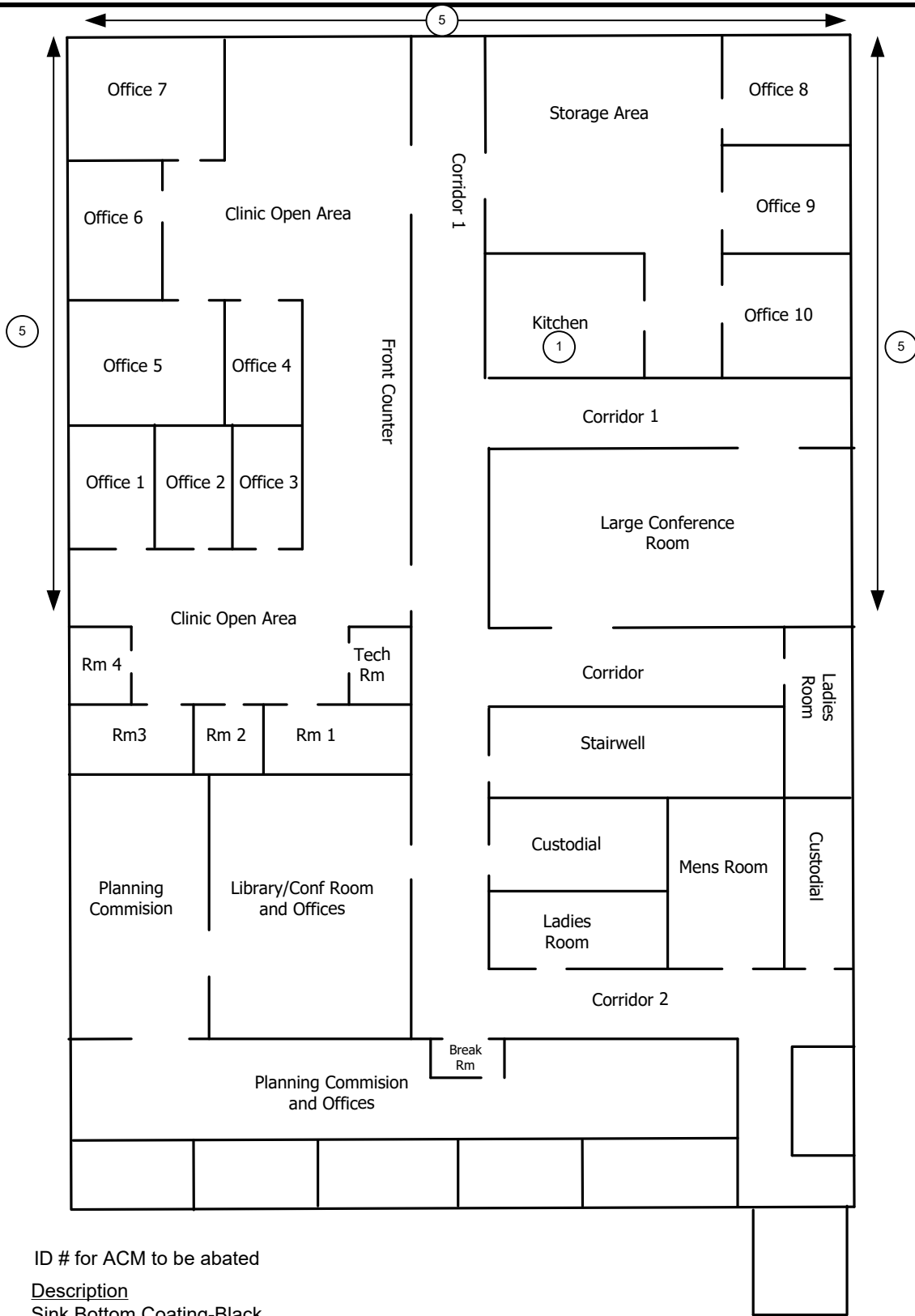
**DRAWING FOR GENERAL REFERENCE PURPOSES ONLY.
BASE PROVIDED BY CLIENT, ACTUAL ROOM CONFIGURATIONS
MAY DIFFER FROM THOSE SHOWN; ANNOTATIONS BY EA GROUP.
REFER TO SURVEY FOR DETAILS. NO SCALE.**

**Locations of ACMs to be Abated
Exterior**

99 East Erie Street Street

EAG No. OH45754	Date: February 27, 2024	Figure 12
-----------------	-------------------------	-----------

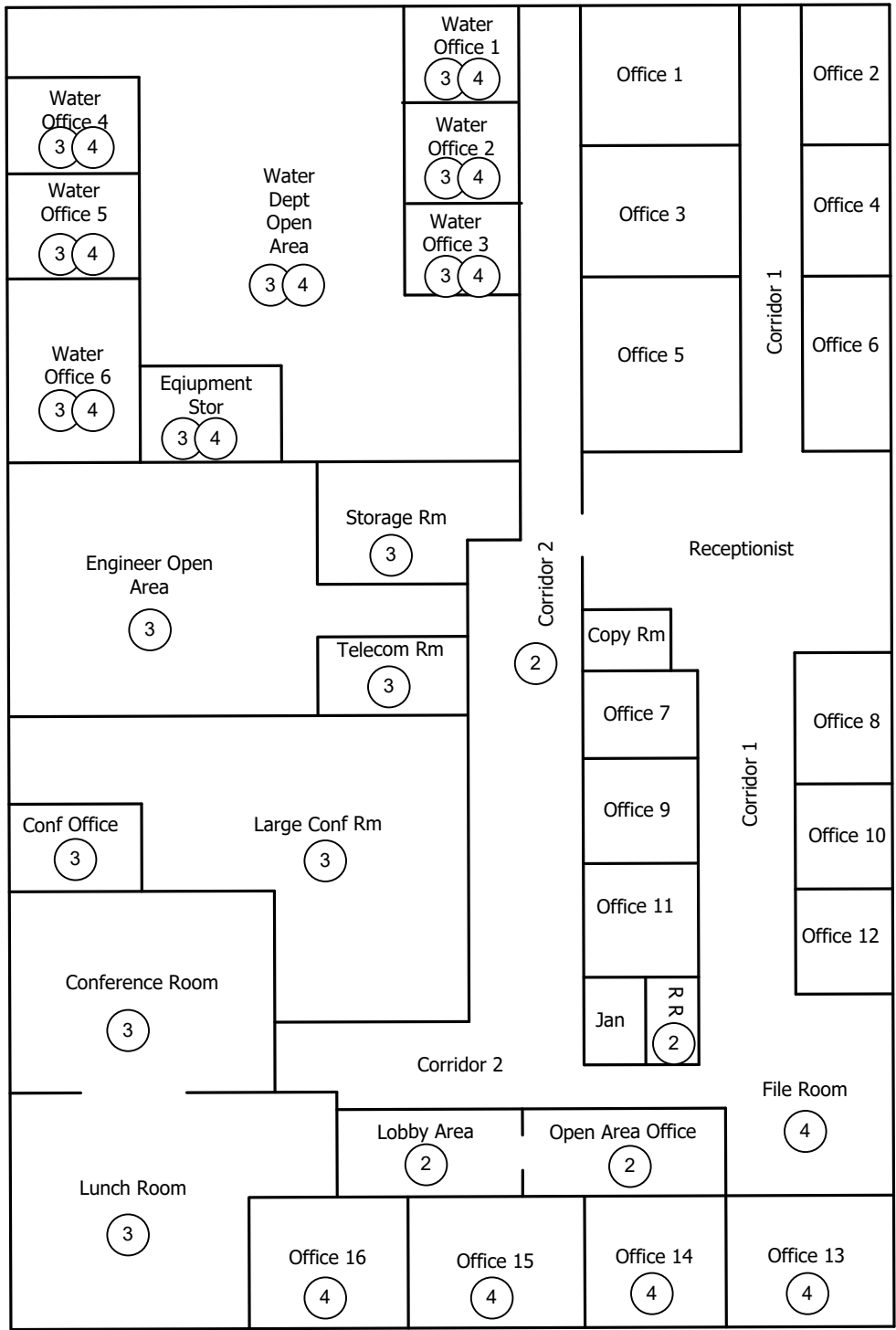
C:\USERS\SCOTT.L\DOMAIN\DOCUMENTS\CT CONSULTANTS PAINESVILLE BLDGS OH\OH45754.SPEC\SPEC - ALL BLDGS\EAST ERIE DRAWINGS\45754.CT.125 ERIE LOWER ABATEMENT.VSD



- | ID | Description |
|----|-------------------------------------|
| 1 | Sink Bottom Coating-Black |
| 2 | 12"x12" Floor Tile and Mastic-Gray |
| 3 | Carpet Adhesive |
| 4 | 12"x12" Floor Tile and Mastic-Green |
| 5 | Waterproofing |

**DRAWING FOR GENERAL REFERENCE PURPOSES ONLY.
 BASE PROVIDED BY CLIENT, ACTUAL ROOM CONFIGURATIONS
 MAY DIFFER FROM THOSE SHOWN; ANNOTATIONS BY EA GROUP.
 REFER TO SURVEY FOR DETAILS. NO SCALE.**

Locations of ACMs to be Abated			
Lower Level			
125 East Erie Street Street			
EAG No.	OH45754	Date:	February 27, 2024
			Figure 7



- ① ID # for ACM to be abated
- ID Description
- 1 Sink Bottom Coating-Black
- 2 12"x12" Floor Tile and Mastic-Gray
- 3 Carpet Adhesive
- 4 12"x12" Floor Tile and Mastic-Green

Locations of ACMs to be Abated			
Upper Level			
125 East Erie Street Street			
EAG No.	OH45754	Date:	February 27, 2024
			Figure 8

**DRAWING FOR GENERAL REFERENCE PURPOSES ONLY.
 BASE PROVIDED BY CLIENT, ACTUAL ROOM CONFIGURATIONS
 MAY DIFFER FROM THOSE SHOWN; ANNOTATIONS BY EA GROUP.
 REFER TO SURVEY FOR DETAILS. NO SCALE.**

DIVISION 02 EXISTING CONDITIONS – HAZARDOUS MATERIALS ABATEMENT

SECTION 02 00 00 EXISTING CONDITIONS

Section 02 20 00 ASSESSMENT

Section 02 26 00 Hazardous Materials Assessment

Section 02 80 00 FACILITY REMEDIATION

Section 02 82 00 Asbestos Remediation

Section 02 82 13 Asbestos Abatement

- Section 02 82 13.1 Asbestos Abatement Work Procedures**
- Section 02 82 13.2 Notifications and Permits**
- Section 02 82 13.3 Asbestos Hazard Abatement Project Agreement**
- Section 02 82 13.4 General Site and Project Requirements**
- Section 02 82 13.5 Definitions Relative to Hazardous Materials Abatement**
- Section 02 82 13.6 Industry Standards**
- Section 02 82 13.7 Regulations – Hazardous Materials Abatement**
- Section 02 82 13.8 Air Monitoring**

Section 02 82 16 Engineering Controls for Asbestos-Containing Materials

- Section 02 82 16.1 Temporary Facilities**
- Section 02 82 16.2 Materials and Equipment**
- Section 02 82 16.3 Temporary Pressure Differential and Circulation System**
- Section 02 82 16.4 Temporary Enclosures**
- Section 02 82 16.5 Regulated Areas**
- Section 02 82 16.6 Decontamination Units**
- Section 02 82 16.7 Project Closeout**
- Section 02 82 16.8 Project Decontamination**
- Section 02 82 16.9 Work Area Clearance**

Section 02 82 19 Worker Protection

Section 02 82 21 Respiratory Protection

Section 02 82 33 Removal of Asbestos Containing Materials

Section 02 82 33.1 Disposal of Asbestos Containing Waste Material

Section 02 84 00 Polychlorinated Biphenyls (PCB) and Mercury Lamp Remediation & Oil filled Equipment

Section 02 84 16 Lighting Ballasts, Lamps, Thermostats, and Batteries
Section 02 84 17 Oil Filled Equipment

Section 02 87 00 Freon Recovery, Fire Suppression, and Stored Chemicals

Section 02 87 01 Freon

Section 02 87 02 Fire Suppression Systems

Section 02 87 03 Stored Chemicals

Appendix A Pre-Demolition Hazardous Materials Assessment Report (199-209 North St. Clair Street, 175 East Erie Street, 99 East Erie Street, and 125 East Erie Street) [Excerpts]

Appendix B Abatement Location Drawings (199-209 North St. Clair Street, 175 East Erie Street, 99 East Erie Street, and 125 East Erie Street)

DIVISION 02 EXISTING CONDITIONS

SECTION 02 00 00 EXISTING CONDITIONS

SECTION 02 20 00 ASSESSMENT

Section 02 26 00 Hazardous Materials Assessment

Excerpts from the EA Group ***Pre-Demolition Hazardous Materials Assessment*** report for Buildings located at 199-209 North St. Clair Street, 175 East Erie Street, 99 East Erie Street, and 125 East Erie Street are included in Appendix A for reference purposes in compiling the Base Bid and Alternate Bids. This document does not contain any analytical data, however it is available upon request and will be provided to the Contractor selected for the work. Contractor shall also reference the asbestos abatement drawings located in Appendix B. Contractor shall base their bid on the locations and quantities listed in this specification (including asbestos location drawings attached in Appendix B) and disregard any discrepancies with the survey report. The Base Bid of the project includes the removal of known asbestos-containing materials (ACM) (Section 02 82 00), as well as other hazardous materials including fluorescent lamps, polychlorinated biphenyls (PCBs), oil filled equipment, HID lamps, batteries, fire suppression system and other universal wastes (Section 02 84 00) and; Freon-containing equipment (Section 02 87 00) located at 199-209 North St. Clair Street, 175 East Erie Street, 99 East Erie Street and 125 East Erie Street. Two 350-gallon ASTs were observed in the Basement at 199-209 North St. Clair Street and appear empty or mostly empty. Contractor is responsible for verifying this and properly disposing/recycling any remaining contents. See figure one for locations of ASTs. **Unit pricing shall only be applicable for materials listed in the Unit Pricing section of the Bid Form. There shall be NO change orders for any work related to the visible/designated materials (e.g. flooring, window caulking, door caulking, ceiling tile and mastic, ceramic wall tile and mastic, duct tape/wrap, duct insulation, plaster, drywall, sink coatings, and foundation wall waterproofing).**

SECTION 02 80 00 FACILITY REMEDIATION

Section 02 82 00 Asbestos Remediation

Section 02 82 13 Asbestos Abatement

The Work shall consist of a project where the Contractor shall provide all the materials, labor and equipment necessary to remove and dispose of designated asbestos containing materials (ACM), as asbestos containing and contaminated waste from all buildings at 199-209 North St. Clair Street, , 99 East Erie Street, and 125 East Erie Street, Painesville, Ohio, in all designated locations identified at the pre-bid meeting and as set forth herein. 175 East Erie Street was found to have no ACM on site. Contractor may utilize the attached survey reports and abatement drawings in Appendices A and B to identify the majority of the work locations. Contractor is responsible for the abatement of all designated asbestos containing materials. See Appendix B for drawings with locations of asbestos containing materials to be removed. **All work, excluding the exterior wall waterproofing abatement, is expected to be completed in a single mobilization. Contractor shall note that a second mobilization for the exterior wall waterproofing if found and determined to be ACM will be required and shall be coordinated with the demolition Contractor during the demolition phase.**

This project specifies a minimum of \$1,000,000 of acceptable asbestos abatement liability insurance. The policy shall be an occurrence type with no sunset clause. The Contractor shall not commence work under this contract until he has obtained all the insurance required hereunder and as required by the Owner, and until such insurance has been approved by Owner. Nor shall the Contractor allow any subcontractor to

commence work on his subcontract until all similar insurance required of this subcontractor has been so obtained and approved. Refer to bid documents for any other insurance requirements. The Contractor shall name as additionally insured the Owner for purposes of General Liability. Approval of the insurance by the Owner shall not relieve or decrease the liability of the Contractor hereunder.

Asbestos abatement work will be performed for all regulated asbestos-containing materials (RACM) in preparation for demolition of the entire building. Ohio Environmental Protection Agency (OEPA) final clearance sampling will apply within all applicable work areas. Any non-ACM demolition waste debris, generated during the project may be moved to non-work areas inside the building. Contractor shall remove all perishable debris. The Contractor shall protect anything designated by the Owner to be saved and no salvaging is permitted without authorization from the Owner. The Contractor shall move any furnishings remaining in each work area to access all materials requiring removal. Contractor shall perform demolition work (i.e. carpeting, casework, non-ACM walls / ceilings, and chases) as necessary to access all designated asbestos containing materials, including any ACM thermal system insulation located inside wall/ceiling chases/spaces. Contractor shall perform exploratory demolition as part of Base Bid work to the extent necessary to reveal, access and abate all additional ACM insulation or other ACM. All exploratory demolition work shall be completed to the satisfaction of the Owner's Abatement Consultant. Contractor shall also remove all encapsulated barriers at the completion of the project and handle as ACM waste. For purposes of bidding, Contractor shall note that provided quantities of thermal system insulation (duct insulation and duct wrap) include an estimation of what may be found in concealed areas. Contractor will be responsible for any shoring, fall protection, etc. that may be required by Occupational Safety and Health Administration (OSHA) regulations, and it is their primary responsibility to identify when these requirements are applicable. There are no specific limitations on interior demolition work that will be needed to access all ACM.

Contractor shall be responsible for the security of his equipment and supplies. Contractor shall be responsible for all supplies / materials needed for temporary power panel installations.

The following tables provide designated materials, general locations, and estimated quantities. Contractor should take care to review the site-specific information provided below the table.

Table 1 – 199-209 North St. Clair Street Base Bid

Location	Material Description	Quantity	Removal Technique
Main Stairs (to Apartments 199 and 201)	Black Flooring and Mastic	25 SF	OSHA Class II / Containment
Main Stairs (to Apartments 199 and 201)	Black and Gray Flooring and Mastic	35 SF	OSHA Class II / Containment
Main Stairs (to Apartments 199 and 201)	Textured Plaster Ceiling	45 SF	OSHA Class II / Containment
Apartment 201 Upper	Linoleum Flooring Beige and Orange	70 SF	OSHA Class II / Containment
Apartment 207 Lower	Sink Bottom Coating - Pink	10 SF 1EA	OSHA Class II / Remove Intact
Basement	Duct Wrap	10 SF	OSHA Class II / Remove Intact
Concealed	Duct Wrap	200 SF	OSHA Class II / Remove Intact

OSHA = Occupational Safety and Health Administration

Table 2 – 199-209 North St. Clair Street Alternate Bid

Location	Material Description	Quantity	Removal Technique
Exterior	Foundation Wall Waterproofing	2,960 SF	OSHA Class II / Regulated Area

Table 3 – 99 East Erie Street Base Bid

Location	Material Description	Quantity	Removal Technique
Basement	HVAC Duct Tape	30 SF	OSHA Class II / Remove Intact
Basement	Duct Insulation	300 SF	OSHA Class I / Containment
1 st Floor Bathroom	Linoleum Flooring	20 SF	OSHA Class II / Containment
Rear Porch	Drywall System Walls	150 SF	OSHA Class II / Containment
2 nd Floor and Stairs	Plaster Ceilings	1,206 SF	OSHA Class II / Containment
2 nd Floor Bathroom	1'x1' Ceiling Tile and Mastic	72 SF	OSHA Class II / Containment
2 nd Floor Bathroom	Ceramic Wall Tile and Mastic	250 SF	OSHA Class II / Containment
Concealed	HVAC Duct Tape	100 SF	OSHA Class II / Remove Intact
Concealed	Duct Insulation	400 SF	OSHA Class I / Containment
Exterior	Door Caulking	30 SF (6 EA)	OSHA Class II / Remove Intact
Exterior	Window Caulking	365 SF (90 EA)	OSHA Class II / Remove Intact

Table 4 – 99 East Erie Street Alternate Bid

Location	Material Description	Quantity	Removal Technique
Exterior	Foundation Wall Waterproofing	1,440 SF	OSHA Class II / Regulated Area

Table 5 – 125 East Erie Street Base Bid

Location	Material Description	Quantity	Removal Technique
Lower Level - Kitchen	Sink Bottom Coating - Black	5 SF 1EA	OSHA Class II / Remove Intact
Upper Level - See Appendix A and B	12"x12" Floor Tile and Mastic - Green	2,725 SF	OSHA Class II / Containment
Upper Level - See Appendix A and B	12"x12" Floor Tile and Mastic – Gray with Green	849 SF	OSHA Class II / Containment
Upper Level - See Appendix A and B	Carpet Adhesive, Brown/Black/Tan	2,425 SF	OSHA Class II / Containment
Upper Level - See Appendix A and B	Carpet Adhesive, Brown/Black	1,300 SF	OSHA Class II / Containment
Lower Level - See Appendix A and B	Trace Asbestos Floor Mastic	9,600 SF	OSHA Class II / Containment

Table 6 – 125 East Erie Street Alternate Bid

Location	Material Description	Quantity	Removal Technique
Exterior	Foundation Wall Waterproofing	920 SF	OSHA Class II / Regulated Area

- Exploratory demolition will be required to address the likelihood for additional ACM thermal system insulation located behind walls, above ceilings, and below/between floors. Where found, ACM thermal system insulation shall be removed by Contractor. As described above, estimated quantities are included for material which may be concealed above ceilings, behind walls, and below/between floors. Contractor shall include cost associated with exploratory demolition required to inspect and access these spaces in the Base Bid. Quantities discovered in areas not previously accessible (above ceiling, behind walls, below/between floors, etc.) shall be quantified by Contractor and Owner’s Abatement Consultant. Quantities will be verified by Owner’s Abatement Consultant, tracked accordingly, and unit price values shall be applied for change orders and deductions above and below a 10% change differential for quantities presented in above tables.
- Floor tile and linoleum at 99 East Erie Street and 199-209 North St. Clair Street is located on wood flooring. Wood flooring will have to be removed to fully remove mastics/adhesives.
- Contractor shall be prepared to re-mobilize for the abatement of exterior wall waterproofing, associated with the original building, during the demolition phase of the project.
- Vapor barriers have been determined to be non-ACM.
- Contractor shall coordinate and complete hazardous material removal and Freon recovery at the site before completion of asbestos removal and demobilization. Upon receipt, copies of waste manifests shall be provided to the Owner.

Base Bid Work

The Work of the project at the above referenced buildings encompasses the removal and disposal of the above described known ACM and trace ACM floor mastic as asbestos-containing and contaminated waste on behalf of the Owner. In addition to ACM, the Base Bid shall include the removal of all fluorescent light bulbs and ballasts, and batteries located throughout the buildings, as discussed in Section 02 84 00. Base Bid shall include the removal of all refrigerants, and any remaining stored chemicals as discussed in Section 02 87 00. Base Bid shall include verifying that the two 350-gallon ASTs are empty, and if not, properly disposing/recycling any remaining contents. Contractor is responsible for verifying the above stated quantities. Contractor will not be allowed to submit for any change orders that apply to designated Work, as identified in the specification, or in bid documents. Contractor shall be responsible for demolition of walls, floors, ceilings, etc. throughout the buildings to gain access to inspect for the presence of ACM which may be present in these areas, and the removal of materials that are encountered.

Unit pricing shall be applicable for work outside of the designated scope of work (hidden materials), and beyond a 10% no change differential for estimated quantities. For materials where unit pricing is requested, Owner's Abatement Consultant and Contractor shall maintain a running total of quantities removed. Once the total estimated quantity (plus or minus 10%) is reached, the unit costs for removal of these additional materials shall be multiplied by the total amount removed, and the total cost will be treated as a change order (or a deduct) to the contract. All work shall be pre-approved by Owner's Construction Manager. Contractor shall submit a change order in writing to Owner's Construction Manager for additional work during the course of the project. Contractor will not be allowed to submit for any change orders that apply to designated Work, as identified in the specification and during the pre-bid walkthrough.

During the bidding process, in case of any discrepancy identified by bidding contractor, either in the quantity estimates, or in the specifications, the matter shall be promptly submitted to the Owner's Abatement Consultant who shall make necessary changes in a written addendum. Any adjustment by the Contractor without such notification shall be at his own risk and expense. **Work which is not pre-approved in writing shall be the responsibility of the Contractor. Contractor shall submit lump sum bids to complete ALL work in the Work Areas as shown during the pre-bid walkthrough, and as identified in the specifications. Unit pricing may be applicable for work outside of the designated scope of work.**

EA Group cannot guarantee that all asbestos containing material or other hazardous materials have been identified by the survey supporting this specification. Additional asbestos materials, not previously identified or quantified, are frequently encountered during renovation or demolition. Actual quantities of asbestos material may vary from the estimates provided in our report due to identification of additional materials and difficulties in measuring hidden materials. Prior to demolition of any structure or equipment, materials that were previously inaccessible or excluded from sampling should be sampled and analyzed for asbestos.

Section 02 82 13.1 Asbestos Abatement Work Procedures

General

In general, the work procedures that will be enforced are as follows:

In all cases, the term “containment” shall mean a work area where minimum prepping requirements prior to gross removal will consist of establishing a regulated area, installing critical barriers and two layers of polyethylene on the floor, establishing negative pressure, and having a three stage decontamination unit adjacent to the work area (unless a remote location is approved and established). Prepping for “containment” shall include critical barriers for windows (regardless whether they open or not) covering the entire window frame with 6 mil polyethylene sheeting.

In all cases, the term “full containment” shall mean a work area where minimum prepping requirements prior to gross removal are equal to that for a “containment”, except that all walls, ceilings and other items that are not be removed shall be covered with at least one layer of polyethylene prior to gross removal. Contractor shall maintain a three-stage decontamination unit adjacent to the work areas; remote decontamination is not allowed. For full containment work, a manometer will be used to constantly monitor the pressure differential across the critical barrier. A minimum of -0.02 column inches of water pressure differential, relative to outside pressure, shall be established prior to the start of removal and maintained within the negative pressure enclosure as evidenced by manometric measurements. Contractor shall install and maintain a minimum number of air filtration devices in order to obtain at least four air changes in the work area per hour.

Contractor shall be required to perform critical barrier extension work as necessary for containments and full containments in order to establish negative pressure.

If more than one work activity will be performed in a given area, the more stringent work area preparation methods shall be followed.

Further clarifications of work procedures can be found in Section 02 82 16. The Contractor is responsible for verifying all the quantities of materials needed to complete the work. The information provided is not considered complete and accurate and is only provided to assist the Contractor.

Contractor shall provide a copy of all project submittals and employee documentation to Owner’s Abatement Consultant prior to the start of the work. Submittals shall include but are not limited to the following: project agreement, governmental notifications, company abatement license, insurance certificate, workers certifications, and workers compensation certificate. Project submittals to be submitted during the course of the project shall include daily logs, personnel air monitoring data and waste manifests.

Work shall be performed in accordance with all local, state and federal regulations including those under OSHA, the National Emissions Standards for Hazardous Air Pollutants (NESHAPs) and the Ohio Environmental Protection Agency (OEPA) as listed in Section 02 82 13.7 *Regulations*, and as described in Section 02 82 13.1 *Asbestos Abatement Work Procedures*. Any deviation from the Work Methodology must be submitted in writing to be approved by EA Group’s OEPA licensed Project Designer prior to implementation.

EA Group, acting on behalf of the Owner will be monitoring the project so that the Contractor follows the established Work Methodology. Coordination of the project is as follows:

EA Group
7118 Industrial Park Blvd.
Mentor, Ohio 44060
Scott Landis, CAHAPD, CAHES, CAHAS
440-951-3514

Class I and II Asbestos Abatement Work Procedures

Duct Insulation

The duct insulation removal work has been classified as OSHA Class I work, and will be conducted under full containment conditions utilizing negative pressure enclosures. Contractor shall perform demolition work as needed to access all asbestos-containing thermal system insulation. Negative pressure shall be demonstrated by Contractor installing a manometer for purposes of verifying that -0.02" water column is achieved and maintained. Prepping requirements for gross removal in full containments will include installing critical barriers, one layer of 4 - 6 mil polyethylene sheeting on all non-ACM walls, and a minimum of one layer on the floor. The Contractor shall seal HVAC system with two layers of 6 mil polyethylene sheeting as directed by the Owner and Owner's Abatement Consultant. Contractor shall maintain a three-stage decontamination unit adjacent to the work areas. Both the three-stage decontamination unit and required negative pressure (-0.02" water column) shall be maintained until final clearance sampling is completed and results meet the clearance criteria. Non-aggressive phase contrast microscopy (PCM) final clearance sampling and analysis shall be performed after the Contractor has successfully passed a visual inspection by the Owner's Abatement Consultant, and the Work areas have obtained at least four air changes after encapsulation.

Flooring (Floor Tile / Linoleum)

The flooring removal work has been classified as OSHA Class II work, and will either be completed within an existing full containment, or conducted within a containment in such a manner that the above-stated materials containing ACM are removed as intact as possible using hand tools and wet removal techniques. The above stated materials shall be treated as asbestos-containing and/or contaminated waste. Contractor shall include all flooring related work on regulatory notifications, regardless of the method of removal. Prepping for this Class II work shall include critical barriers and providing at least a visual indication of negative air. Contractor shall maintain a three-stage decontamination unit adjacent to the work areas. Contractor shall carefully remove any carpeting currently adhered to the asbestos containing flooring. If carpeting removal work results in floor tiles coming up with the carpeting, then carpeting will be removed in containment and disposed of as asbestos contaminated waste. Owner's Abatement Consultant will make final decisions on the handling of the carpeting. These waste materials shall be taken to an EPA approved landfill that accepts regulated asbestos-containing waste materials. For bidding purposes, Contractor may assume carpeting to be disposed of with the floor tile as asbestos contaminated waste. Non-aggressive PCM final clearance sampling and analysis shall be performed in the containments. Final clearance sampling will be performed after the Contractor has successfully passed a visual inspection by the Owner's Abatement Consultant, and the Work area has obtained at least four air changes after encapsulation.

Flooring Mastic (ACM and Trace ACM)

The flooring mastic removal work has been classified as OSHA Class II work, and will either be completed within an existing full containment, or conducted within a containment in such a manner that the above-stated quantities of ACM or trace ACM are removed as intact as possible using hand tools and wet removal techniques. All flooring mastic shall be treated as asbestos-containing and/or contaminated waste. Flooring mastic removal work can be completed utilizing a low odor chemical remover. Contractor shall include all flooring related work on regulatory notifications, regardless of the method of removal. Prepping for this Class II work shall include critical barriers and providing a visual indication of negative air. Contractor shall maintain a three-stage decontamination unit adjacent to the work areas. Contractor shall carefully remove any carpeting currently adhered to the asbestos-containing mastic. If carpeting removal work results in flooring mastic coming up with the carpeting, then carpeting will be removed in containment and disposed of as asbestos contaminated waste. Owner's Abatement Consultant will make final decision on the handling of the carpeting. Contractor may choose to remove mastic utilizing floor grinding and/or shot blasting with standard wetting procedures in a full containment. Contractor shall include flooring related work as Regulated Asbestos Containing Material (RACM) on regulatory notifications, since aggressive methods may be employed that will render the mastic friable. Prepping for this Class II work shall include critical barriers, a single layer of 4- to 6-mil polyethylene sheeting on all walls inside the containment, and establishing negative pressure to -0.02" relative to outside areas (if aggressive methods are used). Contractor shall maintain a three-stage decontamination unit adjacent to the work areas. These waste materials shall be taken to an EPA approved landfill that accepts regulated asbestos-containing waste materials. For bidding purposes, Contractor may assume carpeting to be disposed of with the mastic as asbestos contaminated waste. Non-aggressive PCM final clearance sampling and analysis shall be performed in the containments. Final clearance sampling will be performed after the Contractor has successfully passed a visual inspection by the Owner's Abatement Consultant, and the Work area has obtained at least four air changes after encapsulation.

1'x1' Ceiling Tile & Mastic, Plasters, Drywall System, Ceramic Wall Tile and Mastic

The ceiling tile & mastic, plaster, drywall, and ceramic wall tile w/mastic removal work is classified as OSHA Class II work, and will be conducted under containment conditions utilizing negative pressure enclosures. Contractor may demolish any non-ACM ceiling system and remove bulbs and ballasts in the work areas prior to abatement work, as long as the ACM ceiling system is not disturbed. Disturbance of the ACM ceiling system during ceiling demolition work, will result in the associated work having to be performed under containment conditions. Owner's Abatement Consultant will have the final decision on the handling of the non-ACM ceiling systems. The Contractor shall seal HVAC system with two layers of 6 mil polyethylene sheeting as directed by the Owner's Abatement Consultant. Contractor shall maintain a three-stage decontamination unit adjacent to the work areas and shall be maintained until final clearance sampling is completed and results meet the clearance criteria. Non-aggressive PCM final clearance sampling and analysis shall be performed after the Contractor has successfully passed a visual inspection by the Owner's Abatement Consultant, and the Work areas have obtained at least four air changes after encapsulation.

Duct Tape/Wrap, Sink Bottom Coating, Door Caulking, Window Caulking

Duct tape/wrap, coated sink bottom, door caulking and window caulking removal work has been classified as OSHA Class II work, and will be conducted by removing the materials intact within a regulated area utilizing hand tools and wet removal techniques. The Contractor shall perform all removal work in a manner so as to minimize damage to the ACM. Contractor shall dismantle all necessary materials in order to access ACM for removal. Contractor shall cover duct tape/wrap

with tape and poly then cut the duct at sections of bare metal. Abatement will be conducted by detaching the ACM from the base materials, wrapping them in at least two layers of 6-mil polyethylene sheeting, and disposing of them as regulated asbestos-containing waste material.

Contractor shall initially barrier tape each Work area to identify the regulated space. Double suiting procedures may be used, and there will be no mandatory showering. Decontamination zones will be established to accommodate the abbreviated double-suiting decontamination procedures. At a minimum, double suiting decontamination procedures will consist of vacuuming outer suit and wet wiping respirators and exposed skin within a designated decontamination area within the regulated area, removing and disposing the outer suit, then moving out to a designated decontamination area outside the regulated area and repeating the same procedure, then removing and disposing the inner suit. All suits will be disposed of as ACM waste. Prepping for this work shall include a drop cloth below each Work area. Contractor shall maintain a clean drop cloth adjacent to the work areas for decontaminating personal protective equipment and tools. The above stated materials shall be removed intact and double-bagged prior to being placed into a poly-lined waste dumpster. These materials shall be taken to an EPA approved landfill that accepts regulated asbestos-containing waste materials. No critical barriers or negative pressure containments are required providing the materials remain intact, but work areas do need to be regulated. Work areas shall be cleared with the Contractor having successfully passed a visual inspection by the Owner's Abatement Consultant.

Foundation Waterproofing

Foundation waterproofing removal work has been classified as OSHA Class II work, and will be conducted by removing the materials within a regulated area utilizing excavation and other mechanical equipment with wet removal techniques. The Contractor shall perform all removal work in a manner so as to minimize damage to the ACM. During excavation work, Contractor shall be removing sections of the foundation containing ACM waterproofing, and directly loading the material into double 6 mil poly-lined waste dumpsters for disposal as regulated asbestos-containing waste material.

Contractor shall initially barrier tape each Work area to identify the regulated space. For workers having direct contact with the ACM, double suiting procedures may be used, and there will be no mandatory showering. Decontamination zones will be established to accommodate the abbreviated double-suiting decontamination procedures as described above. All suits will be disposed of as ACM waste. Contractor shall maintain a clean drop cloth adjacent to the work areas for decontaminating personal protective equipment and tools. These materials shall be taken to an EPA approved landfill that accepts regulated asbestos-containing waste materials. No critical barriers or negative pressure containments are required providing the materials remain intact, but work areas do need to be regulated. Work areas shall be cleared with the Contractor having successfully passed a visual inspection by the Owner's Abatement Consultant.

NOT PART OF ASBESTOS ABATEMENT CONTRACTOR'S WORK

Trace Asbestos

The building at 99 East Erie Street contains trace asbestos drywall system and wall plaster. This material is not considered ACM by EPA's definition, but the samples that were analyzed do contain trace amounts of asbestos. The Occupational Safety and Health Administration (OSHA) regulates potential employee exposure to any amount of asbestos, including "trace" concentrations. Consequently, demolition activities that would affect the above stated materials would still be governed under certain OSHA regulations.

Work practices relating to individuals or contractors who perform work that disturbs materials classified as non-ACM but that contain <1% asbestos will apply to work being conducted in these areas. While no formal work practice training is required, certain basic work practices must be adhered to in order to minimize exposures. These shall include using wet methods to minimize the generation of dust during disturbance of the material. In addition, prohibited activities include the use of high speed abrasive disc saws or other powered tools that disturb the material unless they are outfitted with HEPA vacuum shrouds or other dust control mechanisms; the use of compressed air systems for any cleanup activities; and, dry sweeping, shoveling or other dry cleanup of dust or debris. Provided these procedures are followed, and a negative exposure assessment is obtained by the contractor showing that worker exposures are below the OSHA Permissible Exposure Limit (PEL) using these methods, no additional training or personal protective equipment will be needed to complete demolition work. It is critical that this information is provided to any individual or contractor who is expected to disturb the indicated materials. Demolition work disturbing the above stated materials does not get included on any governmental notifications, and the disposal of the demolition waste is not regulated as asbestos waste.

Non-Friable ACM to Remain in Place During Demolition

Also not part of the abatement contractor's work is 300 sf of Category 1 non-friable ACM roof flashing at 199-209 North St. Clair Street.

OSHA Air Monitoring

The Contractor shall conduct all OSHA monitoring. The Contractor shall provide to the Owner's Abatement Consultant written results within 96 hours of the sampling date. The Contractor shall monitor a minimum 25% of his personnel, focusing on those individuals who are likely to be exposed to the highest concentrations for each job function. Disputes on OSHA monitoring and late written results will be settled by requiring the Contractor to contract with a third party to do on site OSHA monitoring and analysis. The Contractor shall provide a copy of all project submittals and employee documentation to Owner's Abatement Consultant prior to the start of Work.

Respiratory Protection

Respiratory protection will consist of, at a minimum, powered air purifying respirators during Class I removal procedures, and half face air purifying respirators during Class II removal work. Respiratory protection can be downgraded to half face air purifying respirators only after providing a valid Negative Exposure Assessment or obtaining exposure assessment air monitoring data for a work shift showing no Time Weighted Average air fiber concentrations above 0.10 fibers per cubic centimeter or Excursion Limit concentrations above 1 fiber per cubic centimeter. In all Class I and II combined work areas, the higher level of protection must be used by all workers, regardless of the materials they are removing.

Asbestos Abatement Work During Demolition

Demolition monitoring may be performed by the Owner's Abatement Consultant. The Contractor shall be on-call (12-hour response) to provide a Certified Asbestos Hazard Abatement Specialist (CAHAS) and certified workers, if needed, with supplies and equipment necessary to perform abatement work during demolition activities when ACM requiring removal is revealed. Contractor shall maintain open notifications during demolition to allow for this work.

For potential demolition related work, Contractor shall submit unit pricing to provide a Certified Asbestos Hazard Abatement Specialist (CAHAS) for four hours with supplies and equipment necessary to remove ACM insulation found during building demolition. Contractor shall also submit unit pricing to provide a Certified Asbestos Hazard Abatement Worker (CAHAW) for four hours with supplies and equipment necessary to remove ACM insulation found during building demolition. Unit pricing for insulation removal and mobilization fee does not apply for this work.

Section 02 82 13.2 Notifications and Permits

The following information is provided for use by the Contractor for governmental agency notifications purposes:

Site Contact – Bill Gallagher
Site Phone Number – 440-530-2256

Site Location – 99 East Erie Street, Painesville, OH 44077
Building Square Footage – 6,000
Building Number of Floors - 2
Building Age – 100 years
Present / Past use – Residence, Office

Site Location – 125 East Erie Street, Painesville, OH 44077
Building Square Footage – 19,000
Building Number of Floors - 2
Building Age – 45 years
Present / Past use – Office

Site Location – 199-209 North St. Clair Street Street, Painesville, OH 44077
Building Square Footage – 9,600
Building Number of Floors - 2
Building Age – 100 years
Present / Past use – Residence

Asbestos removal notifications will be submitted by the Contractor on behalf of the Owner. The notifications will be submitted through the OEPA eBusiness Center on-line notification system or via certified mail to the following:

Ohio EPA Notification

Ohio EPA Central Office
Division of Air Pollution Control
P.O. Box 1049
Columbus, Ohio 43216-1049

The notifications will be for asbestos abatement purposes only and will not serve as notification for any building demolition that may be performed after abatement is complete.

Ohio EPA Notification

Send Written Notification as required by USEPA National Emission Standards for Hazardous Air Pollutants (NESHAPS) Asbestos Regulations (40 CFR 61, Subpart M) and Ohio EPA Asbestos Emissions Control regulations (OAC 3745-20-03) at least 10 days prior to beginning any work on asbestos-containing materials. No operations may begin on a date other than the one contained in the notice. Re-notification is required for changes in asbestos quantity greater than 20% and for changes in the scheduled dates or waste disposal information.

Notification: Include the following information in the notification:

An indication of whether the notice is the original or a revised notification.

Name, address, and telephone number of both the facility owner and operator, and the asbestos removal contractor owner or operator.

Description of the facility being demolished or renovated, including the size, age, present and prior use of the facility.

Estimate of the approximate amount of Regulated Asbestos Containing Material (RACM) to be removed from the facility in terms of length of pipe in linear feet of pipe, surface area in square feet on other facility components, or volume in cubic feet if off the facility components. Also, estimate the approximate amount of Category 1 and Category 2 non-friable ACM in the affected part of the facility that will not be removed before demolition.

Location of the facility being demolished or renovated.

Scheduled starting and completion dates of asbestos removal work and demolition or renovation.

Nature of planned demolition or renovation and method(s) to be used, and description of affected facility components.

Procedures to be used to comply with the requirements of USEPA National Emission Standards for Hazardous Air Pollutants (NESHAPS) Asbestos Regulations (40 CFR Part 61 Subpart M). Include asbestos removal and waste-handling emission control procedures.

Name and location of the waste disposal site where the friable asbestos waste material will be deposited.

A certification that at least one person trained in the provisions of NESHAPS (40 CFR Part 61, Subpart M) will supervise the stripping and removal described in the notification. The required training shall include as a minimum: applicability; notifications; material identification; control procedures for removals including, at least, wetting as defined by the USEPA, local exhaust ventilation, negative pressure enclosures, glove-bag procedures, and High Efficiency Particulate Air (HEPA) filters; waste disposal work practices; reporting and recordkeeping; asbestos hazards and worker protection. Evidence that the required training has been completed shall be posted and made available for inspection by the Administrator at the demolition or renovation site.

For facilities being demolished under an order of a State or local governmental agency, issued because the facility is structurally unsound and in danger of imminent collapse, the name, title, and authority of the State or local governmental representative who has ordered the demolition, and the date on which the demolition was ordered to begin. A copy of the order shall be attached

to the notification.

For emergency renovations, the date and hour that the emergency occurred, a description of the sudden, unexpected event, and an explanation of how the event caused an unsafe condition, or would cause equipment damage or an unreasonable financial burden.

Description of procedures to be followed in the event that unexpected RACM is found or Category 1 or 2 non-friable ACM becomes crumbled, pulverized, or reduced to powder.

Name, address, and telephone number of the waste transporter.

Ohio Environmental Protection Agency (OEPA) Notification

Send written notification as required by state and local regulations prior to beginning any work on asbestos-containing materials. The notification for OEPA must be submitted at least 10 days prior to beginning any asbestos-related work.

Section 02 82 13.3 Asbestos Hazard Abatement Project Agreement

No asbestos hazard contractor shall enter into an agreement to perform any aspect of an asbestos hazard abatement project unless the agreement is in writing and contains all the following provisions:

(1) All persons working on the project are licensed or certified by the Ohio Environmental Protection Agency;

(2) Phase contrast microscopy (PCM) will be performed for clearance sampling in portions scheduled for demolition. Therefore, in this area, all clearance monitoring shall be conducted in accordance with the National Institute of Occupational Safety and Health (NIOSH) method 7400 entitled "Fibers" published in the NIOSH Manual of Analytical Methods, 3rd edition, Second Supplement, August 1987 (or most recent version). A minimum of three samples shall be taken and show that the concentration of fibers for each sample is less than or equal to a limit of quantitation for PCM of 0.01 fibers per cubic centimeter (f/cc) of air.

(3) All clearance air sampling will be conducted by an Asbestos Hazard Evaluation Specialist or Air Monitoring Technician certified by the Ohio Environmental Protection Agency, or a Certified Industrial Hygienist (CIH) or Industrial Hygienist in Training (IHIT) as certified by the American Board of Industrial Hygiene;

(4) A detailed description of the project work scope, including the amount, indicated in linear or square feet, of asbestos-containing material to be abated, the exact location and type of that material, and whether or not a contained work site will be established as required by regulations of the United States Occupational Safety and Health Administration, 29 C.F.R. Part 1926.1101; and

(5) A requirement that all asbestos hazard abatement activities be done in accordance with all applicable federal, state, and local asbestos regulations.

Contractor is required to maintain a copy of the asbestos survey report at the job site.

Section 02 82 13.4 General Site and Project Requirements

Plan of Action

Submit a detailed plan of the procedures proposed for use in complying with the requirements of this specification. Include in the plan the location and layout of decontamination areas, the sequencing of asbestos work, the interface of trades involved in the performance of work, methods to be used to assure the safety of building occupants and visitors to the site, disposal plan including location of approved disposal site, and a detailed description of the methods to be employed to control pollution. Expand upon the use of portable HEPA ventilation system, closing out of the building's HVAC system, method of removal to prohibit visible emissions in work area, and packaging of removed asbestos debris. The plan must be approved by the Owner's Construction Manager prior to commencement of work.

Inspection

Prior to commencement of work, inspect areas in which work will be performed. Prepare a listing of damage to structure, surfaces, equipment or of surrounding properties which could be misconstrued as damage resulting from the work. Photograph or videotape existing conditions as necessary to document conditions. **The inspection will be performed by the Contractor and the Owner's Abatement consultant, or Construction Manager.** Dislocation of asbestos-containing materials may cause asbestos fibers to be released into the buildings' atmosphere, thereby creating a potential health hazard to workmen and building occupants. Notify all workers, supervisory personnel, subcontractors and consultants who will be at the job site of the seriousness of the hazard and of proper work procedures which must be followed.

Stop Work

If the Owner's Abatement Consultant or Construction Manager presents a written Stop Work order, immediately and automatically stop all work. Do not recommence work until authorized in writing by Owner's Abatement Consultant or Construction Manager. Stop Work conditions are explained in Section 02 82 13.8 Air Monitoring.

Contractor's Use of the Existing Building

Maintain the existing building in a safe and weather-tight condition throughout the abatement period. The contractor may be responsible for the cost of any damages to the building and/or building systems during the course of the project, but the Owner understands that since the building will be demolished a certain amount of damage may occur that will not be the responsibility of the Contractor. The Contractor is advised to contact the Owner or Owner's Construction Manager in the event any undue damage is expected. Take all precautions necessary to protect the building and its occupants during the project period. Keep public areas such as hallways, stairs, elevator lobbies and toilet rooms free from accumulation of waste, rubbish or construction debris. Smoking or open fires will not be permitted within the building enclosure.

Section 02 82 13.5 Project Coordination

This Section specifies administrative and supervisory requirements necessary for Project coordination including, but not necessarily limited to:

- Administrative and supervisory personnel.
- Pre-Construction Conference
- Daily Log
- Special reports.
- Contingency Plans
- Notifications to other entities at job site.
- Employee documentation, including certifications, licenses, physicians written opinions

Administrative and Supervisory Personnel

General Superintendent: Provide a full-time General Superintendent who is experienced in administration and supervision of asbestos abatement projects including work practices, protective measures for building and personnel, disposal procedures, etc. This person is the Contractors' Representative responsible for compliance with all applicable federal, state and local regulations, particularly those relating to asbestos-containing materials.

Experience and Training: The General Superintendent must have completed a course at an EPA Training Center or equivalent certificate course in asbestos abatement procedures, and have had a minimum of two (2) years on-the-job training in asbestos abatement procedures.

Competent Person: The General Superintendent is to be a Competent Person as required by OSHA in 29 CFR 1926.

Accreditation: The General Superintendent is to be accredited as an Asbestos Abatement Supervisor in accordance with the AHERA regulation 40 CFR Part 763, Subpart E, Appendix C, and be licensed as a Certified Asbestos Hazard Abatement Specialist in accordance with ODH regulations.

Pre-Construction Conference

An initial progress meeting, recognized as "Pre-Construction Conference" will be convened by the Construction Manager and Abatement Consultant prior to start of any work. Meet at project site, or as otherwise directed with Owner, Owner's Construction Manager, Project Administrator, General Superintendent and other entities concerned with the asbestos abatement work.

This is an organizational meeting, to review responsibilities and personnel assignments, to locate the containment and decontamination areas and temporary facilities including power, light, water, etc.

Daily Log

Maintain at the work site a Daily Log documenting the dates and time of but not limited to, meetings, visitations, personnel entering and leaving the work area, special or unusual events, air monitoring test results, documentation of inspections, removal of waste materials from work area, and final inspection/final clearance testing. Provide one (1) copy of this log to Owner's Abatement Consultant on a daily basis.

Contingency Plan

Prepare a contingency plan for emergencies including fire, accident, power failure, pressure differential system failure, supplied air system failure, or any other event that may require

modification or abridgement of decontamination or work area isolation procedures. Include in plan specific procedures for decontamination or work area isolation. Note that nothing in this specification should impede safe exiting or providing of adequate medical attention in the event of an emergency.

Post in clean room of Personnel Decontamination Unit telephone numbers and locations of emergency services including but not limited to fire, ambulance, doctor, hospital, police, power company and telephone company.

Notifications

Notify other entities at the job site of the nature of the asbestos abatement activities, location of asbestos-containing materials, requirements relative to asbestos set forth in these specifications and applicable regulations.

Notify emergency service agencies including fire, ambulance, police or other agency that may service the abatement work site in case of an emergency. Notification is to include methods of entering work area, emergency entry and exit locations, modifications to fire notification or fire fighting equipment, and other information needed by agencies providing emergency services.

Notifications of Emergency: Any individual at the job site may notify emergency service agencies if necessary without effect on this Contract or the Contract Sum.

Submittals

Before the Start of Work: Submit the following to the Owner's Abatement Consultant for review. No work shall begin until these submittals are returned with Owner's Abatement Consultant's approval for unrestricted use or final-but-restricted use.

Notification to Government Agencies: for permits and authorization to begin abatement procedures.

Accreditation: Submit evidence in the form of a current Asbestos Abatement License for the Contractor, and a training course certificate of accreditation for the General Superintendent as an asbestos abatement supervisor.

Insurance: Submit evidence of acceptable Asbestos Abatement Insurance as required in contract documents.

Contingency Plans for emergency actions.

Telephone Numbers and location of emergency services.

Notifications sent to other entities at the work site.

Notifications sent to emergency service agencies.

Section 02 82 13.6 Definitions Relative to Hazardous Materials Abatement

Accredited or Accreditation (when referring to a person or laboratory): A person or laboratory accredited in accordance with section 206 of Title II of the Toxic Substances Control Act (TSCA).

Aerosol: A system consisting of particles, solid or liquid, suspended in air.

Air Cell: Insulation normally used on pipes and duct work that is comprised of corrugated cardboard which is frequently comprised of asbestos combined with cellulose or refractory binders.

Air Monitoring: The process of measuring the fiber content of a specific volume of air.

Amended Water: Water to which a surfactant has been added to decrease the surface tension to 35 or less dynes.

Asbestos: The asbestiform varieties of serpentinite (chrysotile), riebeckite (crocidolite), cummingtonite-grunerite, anthophyllite, and actinolite-tremolite. For purposes of determining respiratory and worker protection both the asbestiform and non-asbestiform varieties of the above minerals and any of these materials that have been chemically treated and/or altered shall be considered as asbestos.

Asbestos-Containing Material (ACM): Any material containing more than 1% by weight of asbestos of any type or mixture of types.

Asbestos-Containing Building Material (ACBM): Surfacing ACM, thermal system insulation ACM, or miscellaneous ACM that is found in or on interior structural members or other parts of a building.

Asbestos-Containing Waste Material: Any material which is or is suspected of being or any material contaminated with an asbestos-containing material which is to be removed from a work area for disposal.

Asbestos debris: Pieces of ACBM that can be identified by color, texture, or composition, or means dust, if the dust is determined by an accredited inspector to be ACM.

Authorized Visitor: The Owner, the Owner's Representative, testing lab personnel, the Architect/Engineer, emergency personnel or a representative of any federal, state and local regulatory or other agency having authority over the project.

Barrier: Any surface that seals off the work area to inhibit the movement of fibers.

Breathing Zone: A hemisphere forward of the shoulders with a radius of approximately 6 to 9 inches.

Ceiling Concentration: The concentration of an airborne substance that shall not be exceeded.

Certified Industrial Hygienist (C.I.H.): An industrial hygienist certified in Comprehensive Practice by the American Board of Industrial Hygiene.

Demolition: The wrecking or taking out of any building component, system, finish or assembly of a facility together with any related handling operations.

Disposal Bag: A properly labeled 6 mil thick leak-tight plastic bags used for transporting asbestos waste from work and to disposal site.

Encapsulant: A material that surrounds or embeds asbestos fibers in an adhesive matrix, to prevent release of fibers.

Bridging encapsulant: an encapsulant that forms a discrete layer on the surface of an in situ

asbestos matrix.

Penetrating encapsulant: an encapsulant that is absorbed by the in situ asbestos matrix without leaving a discrete surface layer.

Removal encapsulant: a penetrating encapsulant specifically designed to minimize fiber release during removal of asbestos-containing materials rather than for in situ encapsulation.

Encapsulation: Treatment of asbestos-containing materials, with an encapsulant.

Enclosure: The construction of an air-tight, impermeable, permanent barrier around asbestos-containing material to control the release of asbestos fibers into the air.

Filter: A media component used in respirators to remove solid or liquid particles from the inspired air.

Friable Asbestos Material: Material that contains more than 1.0% asbestos by weight and that can be crumbled, pulverized, or reduced to powder by hand pressure when dry.

Glovebag: A sack (typically constructed of 6 mil transparent polyethylene or polyvinylchloride plastic) with inward projecting long sleeve gloves, which are designed to enclose an object from which an asbestos-containing material is to be removed.

HEPA Filter Vacuum Collection Equipment (or vacuum cleaner): High efficiency particulate air filtered vacuum collection equipment with a filter system capable of collecting and retaining asbestos fibers. Filters should be of 99.97% efficiency for retaining fibers of 0.3 microns or larger.

High-efficiency particulate air filter (HEPA): refers to a filtering system capable of trapping and retaining 99.97 percent of all monodispersed particles 0.3 um in diameter or larger.

Negative Pressure Respirator: A respirator in which the air pressure inside the respiratory-inlet covering is positive during exhalation in relation to the air pressure of the outside atmosphere and negative during inhalation in relation to the air pressure of the outside atmosphere.

Negative Pressure Ventilation System: A pressure differential and ventilation system.

Personal Monitoring: Sampling of the asbestos fiber concentrations within the breathing zone of an employee.

Pressure Differential and Ventilation System: A local exhaust system, utilizing HEPA filtration capable of maintaining a pressure differential with the inside of the Work Area at a lower pressure than any adjacent area, and which cleans recirculated air or generates a constant air flow from adjacent areas into the Work Area.

Protection Factor: The ratio of the ambient concentration of an airborne substance to the concentration of the substance inside the respirator at the breathing zone of the wearer. The protection factor is a measure of the degree of protection provided by a respirator to the wearer.

Repair: Returning damaged ACBM to an undamaged condition or to an intact state so as to prevent fiber release.

Respirator: A device designed to protect the wearer from the inhalation of harmful atmospheres.

Surfactant: A chemical wetting agent added to water to improve penetration, thus reducing the quantity of water required for a given operation or area.

Testing Laboratories: A "testing laboratory" is an independent entity engaged to perform specific inspections or tests, either at the project site or elsewhere, and to report on, and, if required, to interpret, results of those inspections or tests.

Time Weighted Average (TWA): The average concentration of a contaminant in air during a specific time period.

Visible Emissions: Any emissions containing particulate asbestos material that are visually detectable without the aid of instruments. This does not include condensed uncombined water vapor.

Wet Cleaning: The process of eliminating asbestos contamination from building surfaces and objects by using cloths, mops, or other cleaning utensils which have been dampened with amended water or diluted removal encapsulant and afterwards thoroughly decontaminated or disposed of as asbestos-contaminated waste.

Work Area: The area where asbestos-related work or removal operations are performed which is defined and/or isolated to prevent the spread of asbestos dust, fibers or debris, and entry by unauthorized personnel. Work area is a Regulated Area as defined by 29 CFR 1926.1101.

Section 02 82 13.7 Industry Standards

Applicability of Standards: Except where Contract Documents include more stringent requirements, applicable construction industry standards have the same force and effect as if bound or copied directly into Contract Documents. Such standards are made a part of the Contract Documents by reference. Individual Sections indicate which codes and standards the Contractor must keep available at the Project Site for reference.

Referenced industry standards take precedence over standards that are not referenced but recognized in the construction industry as applicable.

Non-referenced industry standards are not directly applicable to the work, except as a general requirement of whether the work complies with recognized construction industry standards.

Publication Dates: Where compliance with an industry standard is required, comply with standard in effect as of date of Contract Documents.

Updated Standards: At the request of the Owner's Construction Manager, Contractor or authority having jurisdiction, submit a Change Order proposal where applicable code or standard has been revised and reissued after the date of the Contract Documents and before performance of Work affected. The Owner's Construction Manager will decide whether to issue a Change Order to proceed with the updated standard.

Conflicting Requirements: Where compliance with two or more standards is specified, and they establish different or conflicting requirements for minimum quantities or quality levels, the most stringent requirement will be enforced, unless the Contract Documents indicate otherwise.

Copies of Standards: Each entity engaged in construction on the Project is required to be familiar with industry standards applicable to that entities' construction activity. Copies of applicable

standards are not bound with the Contract Documents.

Where copies of standards are needed for performance of a required construction activity, the Contractor shall obtain copies directly from the publication source.

Abbreviations and Names: Trade association names and titles of general standards are frequently abbreviated. The following acronyms or abbreviations as referenced in Contract Documents are defined to mean the associated names. Names and addresses are subject to change, and are believed to be, but are not assured to be, accurate and up-to-date as of date of Contract Documents:

- AIHA American Industrial Hygiene Association
2700 Prosperity Avenue
Fairfax, VA 22031
703/849-8888

- AIA American Institute of Architects
1735 New York Ave. NW
Washington, DC 20006
202/626-7474

- ANSI American National Standards Institute
1430 Broadway
New York, NY 10018
212/354-3300

- ASHRAE Am. Society for Heating, Refrigerating, and Air Conditioning Eng.
1791 Tullie Circle NE
Atlanta, GA 30329
404/636-8400

- ASME American Society of Mechanical Engineers
345 East 47th Street
New York, NY 10017
212/705-7722

- ASPE American Society of Plumbing Engineers
3716 Thousand Oaks Boulevard, Suite 210
Westlake, CA 91362
805/495-7120

- ASTM American Society for Testing and Materials
1916 Race St.
Philadelphia, PA 19103
215/299-5400

- AWCI Association of the Wall and Ceiling Industries-International
25 K Street, NW
Washington, DC 20002
202/783-2924

- CFR Code of Federal Regulations
Available from Government Printing Office;

Washington, DC 20402

202/783-3238

- CGA Compressed Gas Association
1235 Jefferson Davis Highway
Arlington, VA 22202
703/979-0900
- CS Commercial Standard of NBS
(U.S. Dept. of Commerce)
Government Printing Office
Washington, DC 20402
202/377-2000
- DOT Department of Transportation
400 Seventh St., SW
Washington, DC 20590
202/426-4000
- EPA Environmental Protection Agency
401 M St., SW
Washington, DC 20460
202/382-3949
- FS Federal Specification (General Services Admin.)
7th and D Streets, SW
Washington, DC 20406
202/472-2205 or 2140
- GA Gypsum Association
1603 Orrington Ave.
Evanston; IL 60201
312/491-1744
- GSA General Services Administration
F St. and 18th St., NW
Washington, DC 20405
202/655-4000
- IEEE Institute of Electrical and Electronic Engineers
345 E. 47th Street
New York, NY 10017
212/705-7900
- MIL Military Standardization Documents (U.S. Dept. of Defense)
Naval Publications and Forms Center
5801 Tabor Ave., Philadelphia, PA 19120
- NBS National Bureau of Standards
(U.S. Dept. of Commerce)
Gaithersburg, MD 20234
301/921-1000

- NEC National Electrical Code (by NFPA)
- NFPA National Fire Protection Association
Batterymarch Park
Quincy, MA 02269
617/770-3000
- NRCA National Roofing Contractors Association
6250 River Road
Rosemont, IL 60018
312/318-6722
- OSHA Occupational Safety & Health Administration
(U.S. Dept. of Labor)
Government Printing Office
Washington, DC 20402
202/783-3238
- PS Product Standard of NBS
(U.S. Dept. of Commerce)
Government Printing Office
Washington, DC 20402
202/783-3238
- RFCI Resilient Floor Coverings Institute
966 Hungerford Drive, Suite 12-B
Rockville, MD 20805
301/340-8580
- UL Underwriters Laboratories
333 Pfingsten Rd.
Northbrook, IL 60062
312/272-8800

Section 02 82 13.8 Regulations – Hazardous Materials Abatement

This section sets forth governmental regulations and industry standards, which are included and incorporated herein by reference and made a part of the specification. This section also sets forth those notices and permits which are known to the Owner and which either must be applied for and received, or which must be given to governmental agencies before start of work.

Requirements include adherence to work practices and procedures set forth in applicable codes, regulations and standards.

Requirements include obtaining permits, licenses, inspections, releases and similar documentation, as well as payments, statements and similar requirements associated with codes, regulations, and standards.

Codes and Regulations

General Applicability of Codes and Regulations, and Standards: Except to the extent that more explicit or more stringent requirements are written directly into the contract documents, all

applicable codes, regulations, and standards have the same force and effect (and are made a part of the contract documents by reference) as if copied directly into the contract documents, or as if published copies are bound herewith.

Contractor Responsibility: The Contractor shall assume full responsibility and liability for the compliance with all applicable Federal, State, local, and patent regulations, and requirements pertaining to work practices, hauling, disposal, and protection of workers, visitors to the site, and persons occupying areas adjacent to the site. The Contractor is responsible for providing medical examinations and maintaining medical records of personnel as required by the applicable Federal, State, and local regulations. The Contractor shall hold the Owner and Owner's Abatement Consultant harmless for failure to comply with any applicable work, hauling, disposal, safety, health or other regulation on the part of himself, his employees, or his subcontractors. Further, the Contractor shall be solely responsible for any and all infringements or alleged infringements of patents, processes, copyrights, and/or license requirements by reason of the use in or about the performance of any of the work herein provided for, of any materials or processes, whether such materials or processes are specified or not, and the Contractor agrees to save the Owner and Owner's Abatement Consultant harmless from any and all damages of whatsoever kind or nature (including reasonable attorney's fees) arising or growing out of or based upon or due to any such infringements or alleged infringements. The Contractor agrees that in case the Owner or Owner's Representative or either of them, are made parties to any suit or proceeding arising out of any such infringements or alleged infringements, the Contractor shall protect and defend the Owner and Owner's Representative and/or the Owner or Owner's Representatives and each of them, in such suit or proceeding, and will save them and each of them harmless from any and all costs, expenses and reasonable attorney's fees incurred by them or either of them, and from any and all judgments entered against them or either of them in and about or arising out of said infringements or alleged infringements.

Federal Requirements: which govern asbestos abatement work or hauling and disposal of asbestos waste materials include but are not limited to the following:

OSHA: U.S. Department of Labor, Occupational Safety and Health Administration, (OSHA), including but not limited to:

- Asbestos
Title 29, Part 1910, Section 1001 and Part 1926, Section 1101 of the Code of Federal Regulations
- Respiratory Protection
Title 29, Part 1910, Section 134 of the Code of Federal Regulations
- Construction Industry
Title 29, Part 1926, of the Code of Federal Regulations
- Access to Employee Exposure and Medical Records
Title 29, Part 1910, Section 2 of the Code of Federal Regulations
- Hazard Communication
Title 29, Part 1910, Section 1200 of the Code of Federal Regulations
- Specifications for Accident Prevention Signs and Tags
Title 29, Part 1910, Section 145 of the Code of Federal Regulations

DOT: U. S. Department of Transportation, including but not limited to:

- Hazardous Substances
Title 29, Part 171 and 172 of the Code of Federal Regulations

EPA: U. S. Environmental Protection Agency (EPA), including but not limited to:

- National Emission Standard for Hazardous Air Pollutants (NESHAPS)
- National Emission Standard for Asbestos
- Title 40, Part 61, Sub-part A, and Sub-part M (Revised Sub-part B) of the Code of Federal Regulations

State Requirements: which govern asbestos abatement work or hauling and disposal of asbestos waste materials may include but are not limited to the following:

- Ohio Environmental Protection Agency
- Ohio Department of Health
- Labor Department
- Department of Transportation
- Building Department
- Department of Sanitation
- Occupational Safety And Health

Permits

All asbestos containing waste is to be transported by an entity maintaining a current "Industrial waste hauler permit" specifically for asbestos-containing materials, as required for transporting of waste asbestos-containing materials to a disposal site.

Licenses

Maintain current licenses as required by applicable state or local jurisdictions for the removal, transporting, disposal or other regulated activity relative to the work of this contract.

Posting and Filing of Regulations

Post all notices required by applicable federal, state and local regulations. Maintain two (2) copies of applicable federal, state and local regulations and standard. Maintain one copy of each at job site. Keep on file in Contractor's office one copy of each.

Submittals

Submit the following to the Owner's Abatement Consultant for review prior to the start of work.

Permits, Licenses, and Certificates: For the Owner's records, submit copies of permits, licenses, certifications, inspection reports, releases, jurisdictional settlements, notices, receipts for fee payments, judgments, and similar documents, correspondence and records established in conjunction with compliance with standards and regulations bearing upon performance of the Work including:

Notices: Submit notices required by federal, state and local regulations together with proof of timely transmittal to agency requiring the notice.

Permits: Submit copies of current valid permits required by state and local regulations.

Licenses: Submit copies of all State and local licenses and permits necessary to carry out the work of this contract.

Section 02 82 13.9 Air Monitoring

This section describes work being performed by the Owner's Abatement Consultant. This work is not in the Contract Sum.

This section describes air monitoring carried out by the Owner's Abatement Consultant to verify that the building beyond the work area and the outside environment remains uncontaminated. This section also sets forth airborne fiber levels both inside and outside the work area as action levels, and describes the action required by the Contractor if an action level is met or exceeded.

The Testing Laboratory conducting the air monitoring and analysis shall be accredited by the American Industrial Hygiene Association and National Voluntary Laboratory Accreditation Program.

Air monitoring required by OSHA is the responsibility of the Contractor, but personnel air sample analysis can be performed by the Owner's Abatement Consultant if authorization is given by the Owner. The Owner's Abatement Consultant reserves the right to perform personal monitoring on Contractor personnel at his discretion.

Air Monitoring

Work Area Isolation: The purpose of the air monitoring is to detect faults in the work area isolation such as:

Contamination of the building outside of the work area with airborne asbestos fibers;

Failure of filtration or rupture in the differential pressure system;

Contamination of air outside the building.

Should any of the above occur immediately cease asbestos abatement activities until the fault is corrected. Do not recommence work until authorized by the Owner's Abatement Consultant.

Work Area Airborne Fiber Count: The Owner's Abatement Consultant will monitor airborne fiber counts in the Work Area. The purpose of this air monitoring will be to detect airborne asbestos concentrations which may challenge the ability of the Work Area isolation procedures to protect the balance of the building or outside of the building from contamination by airborne fibers.

Work Area Clearance: To determine if the elevated airborne fiber counts encountered during abatement operations have been reduced to an acceptable level, the Owner's Abatement Consultant will sample and analyze air per Section 02 82 16.9 Work Area Clearance.

The Owner's Abatement Consultant will be conducting air monitoring throughout the course of the project.

Stop Action Levels

Inside Work Area: Maintain an average airborne count in the work areas of less than 0.1 fibers per cubic centimeter for eight-hour Time Weighted Average (TWA) samples or 1.0 fibers per cubic centimeter for OSHA Excursion Limit samples during work. If the TWA fiber count for any 8-hour period exceeds 0.10 fibers per cubic centimeter, or any OSHA Excursion level exceeds 1.0 fibers

per cubic centimeter, work stoppage will occur and corrective actions will be instituted and work procedures revised to lower fiber counts. Do not recommence work until authorized by Owner's Representative.

Outside Work Area: If any air sample taken outside of the Work Area exceeds the higher of either the base line or 0.01 fibers per cubic centimeter, immediately stop all work except for corrective actions. The Owner's Abatement Consultant will determine the source of the high reading and will notify the Contractor.

If the high reading was the result of a failure of Work Area isolation measures initiate the following actions:

Immediately erect new critical barriers as set forth in Section 02 82 16.4 Temporary Enclosures to isolate the affected area from the balance of the building. Erect critical barriers at the next existing structural isolation of the involved space (eg. wall, ceiling, floor). Decontaminate the affected area using wet cleaning procedures.

Require that respiratory protection as set forth in Section 02 82 21 Respiratory Protection be worn in affected area until area is cleared for reoccupancy in accordance with Section 02 82 16.9 Work Area Clearance.

Leave critical barriers in place until completion of work and insure that the operation of the pressure differential system in the Work Area results in a flow of air from the balance of the building into the affected area.

If the exit from the clean room of the personnel decontamination unit enters the affected area, establish a decontamination facility consisting of a Shower Room and Changing Room as set forth in Section 02 82 16.6 Decontamination Units at entry point to affected area.

After Certification of Visual Inspection in the Work Area remove critical barriers separating the work area from the affected area. Final air samples will be taken within the entire area as set forth in Section 02 82 16.9 Work Area Clearance.

If the high reading was the result of other causes initiate corrective action as determined by the Owner's Abatement Consultant.

Effect on Contract Sum: Complete corrective work with no change in the Contract Sum if high airborne fiber counts were caused by Contractor's activities.

Analytical Methods

Phase Contrast Microscopy (PCM) will be performed using the NIOSH 7400A method. This method will be utilized by the Owner's Representative in analyzing the filters used to collect air samples. Samples will be collected on 25 mm. cassettes containing 0.8 micrometer mixed cellulose ester. The number and volume of air samples taken will be determined by the Owner's Abatement Consultant. A complete record of all air monitoring and results will be furnished to the Owner, and the Contractor.

Section 02 82 16 Engineering Controls for Asbestos-Containing Materials

Section 02 82 16.1 Temporary Facilities

Provide and maintain temporary connection to existing building utilities or provide and maintain temporary facilities as required herein or as necessary to carry out the work. Use qualified tradesmen for installation of temporary services and facilities. Locate temporary services and facilities where they will serve the entire project adequately and result in minimum interference with the performance of the Work. Require that tradesmen accomplishing this work be licensed as required by local authority for the work performed.

Relocate, modify and extend services and facilities as required during the course of work so as to accommodate the entire work of the project.

Section 02 82 16.2 Materials and Equipment

Provide new or used materials and equipment that are undamaged and in serviceable condition. Provide only materials and equipment that are recognized as being suitable for the intended use, by compliance with appropriate standards.

Scaffolding

Provide all scaffolding, ladders and/or staging, etc. as necessary to accomplish the work of this contract. Scaffolding may be of suspension type or standing type such as metal tube and coupler, tubular welded frame, pole or outrigger type or cantilever type. The type, erection and use of all scaffolding shall comply with all applicable OSHA, State of Ohio and Local provisions. Equip rungs of all metal ladders, etc. with an abrasive non-slip surface. Provide a nonskid surface on all scaffold surfaces subject to foot traffic.

During the erection and/or moving of scaffolding, care must be exercised so that the polyethylene floor covering is not damaged. Clean as necessary debris from non-slip surfaces. At the completion of abatement work clean all construction aids within the work area, wrap in one layer of 6 mil polyethylene sheet and seal before removal from the Work Area.

Water Service

Temporary Water Service Connection: All connections to the building's water system shall include backflow protection. Valves shall be temperature and pressure rated for operation of the temperatures and pressures encountered. After completion of use, connections and fittings shall be removed without damage or alteration to existing water piping and equipment. Leaking or dripping valves shall be piped to the nearest drain or located over an existing sink or grade where water will not damage existing finishes or equipment. All temporary water connections will be shut off on a daily basis before contractor leaves the work site.

Water Hoses: Employ heavy-duty abrasion-resistant hoses with a pressure rating greater than the maximum pressure of the water distribution system to provide water into each work area and to each Decontamination Unit. Provide fittings as required to allow for connection to existing wall hydrants or spouts, as well as temporary water heating equipment, branch piping, showers, shut-off nozzles and equipment.

Hot Water: Hot water will not be available, therefore contractor will be responsible for providing their own temporary, portable hot water heater. All temporary systems must be equipped with backflow protection installed at point of connection as described in this section under Temporary

Water Service connection.

Maintain hose connections and outlet valves in leakproof condition. Where finish work below an outlet might be damaged by spillage or leakage, provide a drip pan of suitable size to minimize the possibility of water damage. Drain water promptly from pans as it accumulates.

Electrical Services

General: Comply with applicable NEMA, NECA and UL standards and governing regulations for materials and layout of temporary electric service. Submit estimated maximum amperage needed.

Temporary Power: Provide and maintain service to Decontamination Unit sub-panel with minimum 60 amp, 2 pole circuit breaker or fused disconnect connected to the buildings main distribution panel. Sub-panel and disconnect shall be sized and equipped to accommodate all electrical equipment required for completion of the work.

Voltage Differences: Provide identification warning signs at power outlets which are other than 110-120 volt power. Provide polarized outlets for plug-in type outlets, to prevent insertion of 110-120 volt plugs into higher voltage outlets. Dry type transformers shall be provided where required to provide voltages necessary for work operations.

Ground Fault Protection: Equip all circuits for any purpose entering Work Area with ground fault circuit interrupters (GFCI). Locate GFCI's exterior to Work Area so that all circuits are protected prior to entry to Work Area. Provide circuit breaker type ground fault circuit interrupters (GFCI) equipped with test button and reset switch for all circuits to be used for any purpose in work area, decontamination units, exterior, or as otherwise required by national electrical code, OSHA or other authority. Locate in panel exterior to Work Area.

Electrical Power Cords: Use only grounded extension cords; use "hard-service" cords where exposed to abrasion and traffic. Use single lengths or use waterproof connectors to connect separate lengths of electric cords, if single lengths will not reach areas of work.

Lamps and Light Fixtures: Provide general service incandescent lamps or fluorescent lamps of wattage indicated or required for adequate illumination as required by the work or this section. Protect lamps with guard cages or tempered glass enclosures, where fixtures are exposed to breakage by construction operations. Provide vapor tight fixtures in work area and decontamination units. Provide exterior fixtures where fixtures are exposed to the weather or moisture.

Lockout: Lockout of all existing power to or through the work area as described below will be carried out by the Contractor with the assistance of the Owner. Unless specifically noted otherwise existing power and lighting circuits to the Work Area are not to be used. All power and lighting to the Work Area and Decontamination facilities are to be provided from temporary electrical panel described below.

Lockout power to Work Area by switching off all breakers serving power or lighting circuits in work area. Label breakers with tape over breaker with notation "DANGER circuit being worked on." Lock panel and have all keys under control of Contractor or Owner's Construction Manager.

Lockout power to circuits running through Work Area wherever possible by switching off all breakers serving these circuits. Label breakers with tape over breaker with notation "DANGER circuit being worked on." Sign and date danger tag. Lock panel and supply keys to Contractor or Owner's Construction Manager. If circuits cannot be shut down for any reason, label at intervals 4'-

0" on center with tags reading, "DANGER live electric circuit. Electrocutation hazard."

Temporary Electrical Panel: Provide temporary electrical panel sized and equipped to accommodate all electrical equipment and lighting required by the work. Connect temporary panel to existing building electrical system. Protect with circuit breaker or fused disconnect. Locate temporary panel as directed by Contractor or Owner's Construction Manager.

Power Distribution System: Provide circuits of adequate size and proper characteristics for each use. In general run wiring overhead, and rise vertically where wiring will be at least exposed to damage from construction operations.

Circuit Protection: Protect each circuit with a ground fault circuit interrupter (GFCI) of proper size located in the temporary panel. Do not use outlet type GFCI devices.

Temporary Wiring: in the Work Area shall be type UF non-metallic sheathed cable located overhead and exposed for surveillance. Do not wire temporary lighting with plain, exposed (insulated) electrical conductors. Provide liquid tight enclosures or boxes for wiring devices.

Number of Branch Circuits: Provide sufficient branch circuits as required by the work. All branch circuits are to originate at temporary electrical panel. At minimum provide the following:

- One circuit for each HEPA filtered fan unit
 - For power tools and task lighting, provide one temporary 4-gang outlet in the following locations. Provide a separate 110-120 Volt, 20 Amp circuit for each 4-gang outlet (4 outlets per circuit).
 - One outlet in the work area for each 2500 square feet of work area
 - One outlet at each decontamination unit, located in equipment room
 - 110-120 volt 20 amp branch circuits with 4-gang outlet for Owner's Abatement Consultant's use while conducting air sampling during the work as follows:
-
- One in each work area.
 - One at clean side of each Decontamination Unit.
 - Two outside work area in location designated by Owner's Abatement Consultant.

Temporary Lighting

Lock out all existing power to lighting circuits in Work Area as described in Section 02 82 16.1 Temporary Facilities. Unless specifically noted otherwise existing lighting circuits to the Work Area are not to be used. All lighting to the Work Area and Decontamination facilities is to be provided from temporary electrical panel described above.

Provide the following or equivalent where natural lighting or existing building lighting does not meet the required light level:

One 200-watt incandescent lamp per 1000 square feet of floor area, uniformly distributed, for general construction lighting, or equivalent illumination of a similar nature. In corridors and similar traffic areas provide one 100-watt incandescent lamp every 50 feet. In stair ways and at ladder runs, provide one lamp minimum per story, located to illuminate each landing and flight. Provide sufficient temporary lighting to ensure proper workmanship everywhere; by combined use of daylight, general lighting, and portable plug-in task lighting.

Provide lighting in areas where work is being performed as required.

Provide lighting in any area being subjected to a visual inspection as required.

Provide lighting in the Decontamination Unit as required.

Number of Lighting Circuits: Provide sufficient lighting circuits as required by the work. All lighting circuits are to originate at temporary electrical panel.

Circuit Protection: Protect each circuit with a ground fault circuit interrupter (GFCI) of proper size located in the temporary panel.

Temporary Heat

Heating Units: Provide temporary heating units that have been tested and labeled by UL, FM or another recognized trade association related to the fuel being consumed. Use steam or hot water radiant heat where available, and where not available use electric resistant fin radiation supplied from a branch circuit with ground fault circuit interrupter. Provide temporary heat where indicated or needed for performance of the Work. Maintain a minimum temperature of 50 degrees F. in the Work Area at all times.

First Aid

Comply with governing regulations and recognized recommendations within the construction industry.

Fire Extinguishers

Provide Type "ABC" dry chemical fire extinguishers that meet NFPA standards for all locations. Comply with the applicable recommendations of NFPA Standard 10 "Standard for Portable Fire Extinguishers". Locate fire extinguishers where they are most convenient and effective for their intended purpose, but provide not less than one extinguisher in each Work Area in Equipment Room and One outside Work Area in Clean Room.

Section 02 82 16.3 Temporary Pressure Differential and Circulation System

The pressure differential between the Work Area and the building outside of the Work Area should be tested using the smoke tube test.

Submittals

Before Start of Work: Submit design of pressure differential system to the Owner's Abatement Consultant for review.

- Number of HEPA filtered fan units required and the calculations necessary to determine the number of machines
- Location of the machines in the Work Area
- Method of supplying adequate power to the machines and designation of building electrical panel(s) which will be supplying the power
- Description of work practices to insure that airborne fibers travel away from workers

HEPA Filtered Fan Units

General: Supply the required number of HEPA filtered fan units to the site in accordance with these specifications. Use units that meet the following requirements.

HEPA Filters: Provide units whose final filter is the HEPA type with the filter media (folded into closely pleated panels) completely sealed on all edges with a structurally rigid frame.

Prefilters, which protect the final filter by removing the larger particles, are required to prolong the operating life of the HEPA filter. Two stages of prefiltration are required. Provide units with the following prefilters:

- First-stage prefilter: low-efficiency type (e.g., for particles 100 um and larger)
- Second-stage (or intermediate) filter: medium efficiency (eg., effective for particles down to 5 um)

Provide units with prefilters and intermediate filters installed either on or in the intake grid of the unit and held in place with special housings or clamps.

Safety and Warning Devices: Provide units with the following safety and warning devices:

- Electrical (or mechanical) lockout to prevent fan from operating without a HEPA filter
- Automatic shutdown system to stop fan in the event of a rupture in the HEPA filter or blocked air discharge
- Warning lights to indicate normal operation (green), too high a pressure drop across the filters (i.e., filter overloading) (yellow), and too low of a pressure drop (i.e., rupture in HEPA filter or obstructed discharge) (red)
- Audible alarm if unit shuts down due to operation of safety systems

Electrical components: Provide units with electrical components approved by the National Electrical Manufacturers Association (NEMA) and Underwriter's Laboratories (UL). Each unit is to be equipped with overload protection sized for the equipment. The motor, fan, fan housing, and cabinet are to be grounded.

Pressure Differential Isolation

Isolate the Work Area from all adjacent areas or systems of the building with a Pressure Differential that will cause a movement of air from outside to inside at any breach in the physical isolation of the Work Area.

Relative Pressure in Work Area: Continuously maintain the work area at an air pressure that is lower than that in any surrounding space in the building, or at any location in the immediate proximity outside of the building envelope. This pressure differential when measured across any physical or critical barrier must equal or exceed a static pressure of 0.02 inches of water.

Accomplish the pressure differential by exhausting a sufficient number of HEPA filtered fan units from the work area. The number of units required will depend on machine characteristics, the seal at barriers, and required air circulation. The number of units will increase with increased make-up air or leaks into the Work Area. Determine the number of units required for pressure isolation by the following procedure:

- Establish required air circulation in the work area and personnel decontamination units.
- Exhaust a sufficient number of units from the work area to develop the required pressure differential.
- The required number of units is the number determined above plus one additional unit.

Vent HEPA filtered fan units to outside of building unless authorized in writing by Owner's Abatement Consultant.

Isolation of return air ductwork: Return air duct work which must be kept operating may be located in the Work Area. This duct work must be isolated from the Work Area.

Wrap the duct with 6 mil polyethylene. Seal all polyethylene seams with spray glue and duct tape.

Air Circulation in the Work Area

Air Circulation: For purposes of this section air circulation refers to either the introduction of outside air to the Work Area or the circulation and cleaning of air within the Work Area.

Air circulation in the Work Area is a minimum requirement intended to help maintain airborne fiber counts at a level that does not significantly challenge the work area isolation measures. The Contractor may also use this air circulation as part of the engineering controls in his worker protection program.

Determining the Air circulation Requirements: Provide a fully operational air circulation system supplying a minimum of 4 air changes per hour.

Determine Number of Units needed to achieve required air circulation according to the following procedure:

Determine the volume in cubic feet of the work area by multiplying floor area by ceiling height. Determine total air circulation requirement in cubic feet per minute (CFM) for the work area by dividing this volume by the air change rate and multiplying by 60.

$$\text{Air Circulation Required in CFM} = \frac{\text{Vol of work area (cu. ft.)} * \text{Number of air changes/hr}}{60 \text{ minutes per hour}}$$

Divide the air circulation requirement (CFM) above by capacity of HEPA filtered fan unit(s) used. Capacity of a unit for purposes of this section is the capacity in cubic feet per minute with fully loaded filters (pressure differential which causes loaded filter warning light to come on) in the machine's labeled operating characteristics.

$$\text{Number of Units Needed} = \frac{\text{Air circulation Requirement (CFM)}}{\text{Capacity of Unit with Loaded Filters (CFM)}}$$

Add one (1) additional unit as a backup in case of equipment failure or machine shutdown for filter changing.

Exhaust System

Pressure differential isolation and air circulation in the Work Area are to be accomplished by an exhaust system as described below.

Exhaust all units from the Work Area to meet air circulation requirement of this section.

Location of HEPA Filtered Fan Units: Locate fan unit(s) so that makeup air enters work area primarily through decontamination facilities and traverses Work Area as much as possible. This may be accomplished by positioning the HEPA filtered fan unit(s) at a maximum distance from the worker access opening or other makeup air sources.

Place at end of unit an intake duct or its exhaust duct through an opening in the plastic barrier or wall covering. Seal plastic around the unit or duct with tape.

Vent to outside of building, unless authorized by the Owner's Abatement Consultant.

Decontamination Units: Arrange Work Area and decontamination units so that the majority of make up air comes through the Decontamination Units.

Supplemental Makeup Air Inlets: Provide where required for proper air flow through the Work Area in location approved by the Owner's Abatement Consultant by making openings in the plastic sheeting that allow air from outside the building into the Work Area. Locate auxiliary makeup air inlets as far as possible from the fan unit(s) (e.g., on an opposite wall), off the floor (preferably near the ceiling), and away from barriers that separate the Work Area from occupied clean areas. Cover with flaps to reseal automatically if the pressure differential system should shut down for any reason. Spray flap and around opening with spray adhesive so that if flap closes meeting surfaces are both covered with adhesive. Use adhesive that forms contact bond when dry.

Air Circulation in Decontamination Units

Pressure Differential Isolation: Continuously maintain the pressure differential required for the work area in the:

Personnel Decontamination Unit: Across the Shower Room with the Equipment Room at a lower pressure than the Clean room.

Air Circulation: Continuously maintain air circulation in Decontamination Units at same level as required for Work Area.

Air Movement: Arrange air circulation through the Personnel Decontamination Unit so that it produces a movement of air from the Clean Room through the Shower Room into the Equipment Room.

Use of the Pressure Differential and Air Circulation System

Each unit shall be serviced by a dedicated minimum 115V-20A circuit with ground fault circuit interrupter (GFCI) supplied from temporary power supply installed under requirements of Section 02 82 16.1 Temporary Facilities." Do not use existing branch circuits to power fan units.

Testing the System: Test pressure differential system before any asbestos-containing material is wetted or removed. After the Work Area has been prepared, the decontamination facility set up, and the fan unit(s) installed, start the unit(s) (one at a time). Demonstrate operation and testing of pressure differential system to Owner's Abatement Consultant.

Demonstrate Operation of the pressure differential system to the Owner's Abatement Consultant will include, but not be limited to, the following:

Plastic barriers and sheeting move lightly in toward Work Area.

Curtain of decontamination units move lightly in toward Work Area.

There is a noticeable movement of air through the Decontamination Unit.

Use smoke tube to demonstrate air movement from Clean Room through Shower Room to Equipment Room.

Use smoke tubes to demonstrate a definite motion of air across all areas in which work is to be performed.

Modify the pressure differential system as necessary to demonstrate successfully the above.

Use of System During Abatement Operations:

Start fan units before beginning work (before any asbestos-containing material is disturbed). After abatement work has begun, run units continuously to maintain a constant pressure differential and air circulation until decontamination of the work area is complete. Do not turn off units at the end of the work shift or when abatement operations temporarily stop.

Do not shut down air pressure differential system during encapsulating procedures, unless authorized by the Owner's Abatement Consultant in writing. Supply sufficient pre-filters to allow frequent changes.

Start abatement work at a location farthest from the fan units and proceed toward them. If an electric power failure occurs, immediately stop all abatement work and do not resume until power is restored and fan units are operating again.

At completion of abatement work, allow fan units to run as specified under Section 02 82 16.9 Work Area Clearance, to remove airborne fibers that may have been generated during abatement work and cleanup and to purge the Work Area with clean makeup air. The units may be required to run for a longer time after decontamination, if dry or only partially wetted asbestos material was encountered during any abatement work.

Dismantling the System:

When a final inspection and the results of final air tests indicate that the area has been decontaminated, fan units may be removed from the Work Area. Before removal from the Work Area, remove and properly dispose of pre-filter, decontaminate exterior of machine and seal intake to the machine with 6 mil polyethylene to prevent environmental contamination from the filters.

Section 02 82 16.4 Temporary Enclosures

Sheet Plastic

Polyethylene Sheet: A single flame resistant polyethylene film in the largest sheet size possible to minimize seams, 6.0 mil thick as indicated, clear, frosted, or black as indicated. In some cases, 4-mil polyethylene sheeting may be used.

Reinforced Polyethylene Sheet: Where plastic sheet constitutes the only barrier between the work area and the building exterior, provide translucent, nylon reinforced or woven polyethylene, laminated, flame resistant, polyethylene film that conforms to requirements set forth by the National Fire Protection Association Standard 701, Small Scale Fire Test for Flame-resistant Textiles and Films. Provide largest size possible to minimize seams, 6.0 mil thick as indicated, frosted or black as indicated.

Miscellaneous Materials

Duct Tape: Provide duct tape in 2" or 3" widths as indicated, with an adhesive which is formulated to stick aggressively to sheet polyethylene.

Spray Cement: Provide spray adhesive in aerosol cans which is specifically formulated to stick tenaciously to sheet polyethylene.

Carry out work of this section sequentially. Complete each activity before proceeding to the next.

General Procedures

Work Area: the location where asbestos-abatement work occurs. It is a variable of the extent of work of the Contract. It may be a portion of a room, a single room, or a complex of rooms. A "Work Area" is considered contaminated during the work, and must be isolated from the balance of the building, and decontaminated at the completion of the asbestos-removal work.

Completely isolate the Work Area from other parts of the building so as to prevent asbestos-containing dust or debris from passing beyond the isolated area. Should the area beyond the Work Area(s) become contaminated with asbestos-containing dust or debris as a consequence of the work, clean those areas in accordance with the procedures indicated in Section 02 82 16.8 Project Decontamination. Perform all such required cleaning or decontamination at no additional cost to owner.

Place all tools, scaffolding, staging, etc. necessary for the work in the area to be isolated prior to completion of Work Area isolation.

Remove all removable furniture that has been designated uncontaminated by the Contract Documents or Owner's Construction Manager. Also remove uncontaminated equipment, and/or supplies from the Work Area before commencing work, or completely cover with two (2) layers of polyethylene sheeting, at least 6 mil in thickness, securely taped in place with duct tape. Such furniture and equipment shall be considered outside the work area unless covering plastic or seal is breached.

Disable ventilating systems or any other system bringing air into or out of the Work Area. Disable system by disconnecting wires, removing circuit breakers, by lockable switch or other positive means that will prevent accidental premature restarting of equipment.

Lockout power to Work Area by switching off all breakers serving power or lighting circuits in work area. Label breakers with tape over breaker with notation "DANGER circuit being worked on". Lock panel and have all keys under control of Contractor's Superintendent or Owner's designated Representative.

Lockout power to circuits running through work area wherever possible by switching off all breakers or removing fuses serving these circuits. Label breakers with tape over breaker with notation "DANGER circuit being worked on". If circuits cannot be shut down for any reason, label at intervals 4'-0" on center with tags reading, "DANGER live electric circuit." Label circuits in hidden locations but which may be affected by the work in a similar manner.

Inspection Windows: Install inspection windows in locations directed by the Owner's Abatement Consultant. Each inspection window is to have a 24" x 24" viewing area fabricated from 1/4" acrylic or polycarbonate sheet. Install window with top at 6'-6" above floor height in a manner that provides unobstructed vision from outside to inside of the Work area. A sufficient number of windows are to be installed to provide observation of all portions of the Work area that can be made visible from adjacent areas.

Emergency Exits: Provide emergency exits from the work area with the following means for emergency exiting. Arrange exit door so that it is secure from outside the Work area but permits exiting from the Work area.

Control Access

Isolate the Work Area to prevent entry by building occupants into Work Area or surrounding controlled areas. Accomplish isolation by the following:

Locked Access: Arrange Work Area so that the only access into Work Area is through lockable doors to the personnel decontamination units.

Provide Warning Signs at each locked door leading to Work Area reading as follows:

Print text in both English and Spanish if applicable:

<u>Legend</u>	<u>Notation</u>
KEEP OUT	3" Sans Serif Gothic or Block
BEYOND THIS POINT ASBESTOS ABATEMENT WORK IN PROGRESS	1" Sans Serif Gothic or Block
BREATHING ASBESTOS DUST MAY BE HAZARDOUS TO YOUR HEALTH	14 Point Gothic

Immediately inside door and outside critical barriers post an approximately 20 inch by 14 inch manufactured caution sign displaying the following legend with letter sizes and styles of a visibility required by 29 CFR 1926.1101:

DANGER

ASBESTOS

**CANCER AND LUNG DISEASE HAZARD
RESPIRATORS AND PROTECTIVE CLOTHING ARE REQUIRED
IN THIS AREA**

Provide spacing between respective lines at least equal to the height of the respective upper line.

Respiratory and Worker Protection

Before proceeding beyond this point in providing Temporary Enclosures:

Provide Worker Protection per Section 02 82 21

Provide Respiratory Protection per Section 02 82 21

Provide Personnel Decontamination Unit per Section 02 82 16.6

Critical Barriers

Completely Separate the Work Area from other portions of the building, and the outside by closing all openings with sheet plastic barriers at least 6 mil in thickness, or by sealing cracks leading out of Work Area with duct tape.

Individually seal or remove as specified, all ventilation openings (supply and exhaust), lighting fixtures, clocks, doorways, windows, convectors and speakers, and other openings into the Work Area with duct tape alone or with polyethylene sheeting at least 6 mil in thickness, taped securely in place with duct tape. Maintain seal until all work including Project Decontamination is completed.

Take care in sealing of lighting fixtures to avoid melting or burning of sheeting.

Provide Sheet Plastic barriers at least 6 mil in thickness as required to seal openings completely from the Work Area into adjacent areas. Seal the perimeter of all sheet plastic barriers with duct tape or spray cement.

Provide Pressure Differential System per Section 02 82 16.3.

Prepare Work Area

Clean all contaminated furniture, equipment, and or supplies with a HEPA filtered vacuum cleaner or by wet cleaning prior to being moved or covered. All equipment furniture, etc. is to be deemed contaminated unless specifically declared as uncontaminated on the drawings or in writing by the Owner's Abatement Consultant.

Clean All Surfaces in Work Area with a HEPA filtered vacuum or by wet wiping prior to the installation of primary barrier.

Primary Barrier

Protect building and other surfaces in the Work Area from damage from water and high humidity or from contamination from asbestos-containing debris, slurry or high airborne fiber levels by covering with a primary barrier as described below.

Sheet Plastic: Protect the work area with two (2) layers of plastic sheeting on the floor and walls, or as otherwise directed in writing by the Owner's Abatement Consultant. Perform work in the following sequence.

Install Critical barriers in work area.

Repair of Damaged Polyethylene Sheeting: Remove and replace plastic sheeting which has been damaged by removal operations or where seal has failed allowing water to seep between layers. Remove affected sheeting and wipe down entire area. Install new sheet plastic only when area is completely dry.

Isolation Area

Maintain isolation areas between the Work Area and adjacent building area in unoccupied rooms located between Work Area and adjacent occupied portions of the building.

Form isolation area by controlling access to the space in the same manner as a Work Area. Physically isolate the space from the Work Area and adjacent areas. Accomplish physical isolation by installing critical barriers in unoccupied space.

Stop Work

If the Critical or Primary barrier is breached in any manner stop work immediately. Do not start work until authorized by the Owner's Abatement Consultant.

Extension of Work Area

If the Critical Barrier is breached in any manner that could allow the passage of asbestos debris or airborne fibers, then add affected area to the Work Area, enclose it as required by this Section of the specification and decontaminate it as described in Section 02 82 16.8 Project Decontamination.

Section 02 82 16.5 Regulated Areas

Work of this section consists of preparing a Regulated Area. Do not use procedures set forth in this section in connection with any other work.

Plastic Sheet: A single polyethylene film in the largest sheet size possible to minimize seams, 6.0 mil thick, clear, frosted, or black as indicated.

Secure work area from access by occupants, staff or users of the building. Accomplish this where possible, by locking doors, windows, or other means of access to the area, or by constructing temporary wood stud and plywood barriers.

Demarcation of Regulated Area

Demarcate each Regulated Area with a sheet plastic drop sheet as described below.

Post warning signs that carry the following legends:

First Sign:

Provide warning signs at each locked door leading to the controlled area reading as follows:

<u>Legend</u>	<u>Notation</u>
---------------	-----------------

KEEP OUT	3 inch Block
----------	--------------

Second Sign:

Immediately inside the locked door and outside the controlled area post an approximately 20 inch by 14 inch manufactured caution sign displaying the following legend with letter sizes and styles of a visibility required by 29 CFR 1926.1101:

Legend:

DANGER

ASBESTOS

CANCER AND LUNG DISEASE HAZARD

RESPIRATORS AND PROTECTIVE CLOTHING ARE REQUIRED IN THIS AREA

Where the controlled area is in a large area such as on part of a boiler room or open office area, delineate area with 3-inch wide polyethylene ribbon with the printed warning, "DANGER ASBESTOS REMOVAL". Install this ribbon at between 3 and 4 feet above the floor.

General Procedures

The following precautions and procedures have application to work of this section. Workers must exercise caution to avoid release of asbestos fibers into the air:

Setup and management of the controlled area is to be under the supervision of an OSHA Competent Person as described in Section 02 82 13.4 General Site and Project Requirements.

Before start of work comply with requirements for worker protection & respiratory protection in

sections 02 82 21.

Do not allow eating, drinking, smoking, chewing tobacco or gum, or applying cosmetics in the Regulated Area.

Shut down any air handling equipment bringing air into or out of the Regulated Area.

Clean any existing dust or debris from the floor and walls, and other surface in the immediate location of the work prior to commencing work by damp-mopping or by use of a High Efficiency Particulate Air (HEPA) filtered vacuum.

Cover floor of regulated area with a 6 mil polyethylene sheet.

Seal all openings, supply and exhaust vents, and convectors within ten (10) feet of the Work Area with 6 mil polyethylene sheeting secured and completely sealed with duct tape.

Perform the work per the appropriate specification section while on plastic drop sheet.

Immediately remove any asbestos-containing debris which collects on the drop sheet either by using a HEPA vacuum or by spraying with amended water or removal encapsulant, collecting with wet paper towels, placing in a disposal bag while still wet, and cleaning surface of plastic sheet with wet paper towels.

Complete the following at completion of work in an area before stepping off drop sheet.

While standing on plastic sheet thoroughly HEPA vacuum ladder and any tools used and pass to worker standing off sheet.

The worker standing off the sheet will thoroughly HEPA vacuum the worker standing on the sheet.

The worker on the sheet will thoroughly HEPA vacuum all surfaces of the plastic sheet, bags, and any other items on the sheet including his own feet.

If moving to the next Work Area in the same secured area: The worker on the drop sheet is to don clean foot covers, placing each foot, in turn, off the sheet as the foot cover is put on. The clean foot covers will be removed at the next Work Area while standing on the sheet. Dispose of the used foot covers along with the plastic sheet at completion of work in that area. Do not reuse foot covers to move off the sheet.

If work day is complete or if next Work Area is in another secured area, all workers will remove Tyvek suits turning them inside out while doing so. The person on the sheet will step with each foot off the sheet as the foot covers are removed.

Fold sheet and all its contents toward the center.

Place the sheet in a properly labeled disposal bag.

Collapse bag with a HEPA vacuum, and properly seal.

Clean all surfaces of the Work Area by use of a HEPA filter vacuum until no visible residue remains.

Removal

At completion of work require all workers to complete wet decontamination procedures for the containment in accordance with Section 02 82 16.8 Project Decontamination.

Section 02 82 16.6 Decontamination Units

Provide a Personnel Decontamination Unit to be the only means of ingress and egress for the Work Area, unless otherwise indicated. Equipment and waste material can be decontaminated through this unit if authorized by Owner's Abatement Consultant.

Submittals

Before the Start of Work: Review the following with the Owner's Abatement Consultant prior to the start of work.

Personnel Decontamination Unit: Provide shop drawing showing location and assembly of personnel decontamination units.

Products

Polyethylene Sheet: Provide flame resistant polyethylene film that conforms to requirements set forth by the National Fire Protection Association Standard 701, Small Scale Fire Test for Flame-resistant Textiles and Films. Provide largest size possible to minimize seams, 6.0 mil thick as indicated, frosted or black as indicated.

Duct Tape: Provide duct tape in 2" or 3" widths as indicated, with an adhesive which is formulated to stick aggressively to sheet polyethylene.

Spray Adhesive: Provide spray adhesive in aerosol cans which is specifically formulated to stick tenaciously to sheet polyethylene.

Filters: Provide cascaded filter units on drain lines from showers or any other water source carrying asbestos-contaminated water from the Work Area. Provide units with disposable filter elements as indicated below. Connect so that discharged water passes primary filter and output of primary filter passes through secondary filter.

Primary Filter - Passes particles 20 microns and smaller
Secondary Filter - Passes particles 5 microns and smaller

Personnel Decontamination Unit

Provide a Personnel Decontamination Unit consisting of a serial arrangement of connected rooms or spaces, Changing Room, Shower Room, Equipment Room. Require all persons without exception to pass through this Decontamination Unit for entry into and exiting from the Work Area for any purpose. Do not allow parallel routes for entry or exit. Provide temporary lighting within Decontamination Units as necessary to reach a lighting level of 100 foot candles.

Changing Room (clean room): Provide a room that is physically and visually separated from the rest of the building for the purpose of changing into protective clothing.

Construct using polyethylene sheeting, at least 6 mil in thickness, to provide an airtight seal between the Changing Room and the rest of the building.

Locate so that access to Work Area from Changing Room is through Shower Room.

Separate Changing Room from the building by a sheet plastic flapped doorway.

Require workers to remove all street clothes in this room, dress in clean, disposable coveralls, and don respiratory protection equipment. Do not allow asbestos-contaminated items to enter this room. Require Workers to enter this room either from outside the structure dressed in street clothes, or naked from the showers.

An existing room may be utilized as the Changing Room if it is suitably located and of a configuration whereby workers may enter the Changing Room directly from the Shower Room. Protect all surfaces of room with sheet plastic as set forth in Section 02 82 16.4 Temporary Enclosures. Authorization for this must be obtained from the Owner's Representative in writing prior to start of construction.

Maintain floor of changing room dry and clean at all times. Do not allow overflow water from shower to wet floor in changing room.

Damp wipe all surfaces twice after each shift change with a disinfectant solution.

Provide posted information for all emergency phone numbers and procedures.

Airlock: Provide an airlock between Shower Room and Changing Room. This is a transit area for workers.

Separate this room from Drying Room and Changing Room by sheet plastic flapped doorways.

Drying Room: Provide a drying room as an airlock and a place for workers to dry after showering.

Construct room by providing a pan continuous with or draining to Shower Room pan. Install a freely draining wooden or non-skid metal floor in pan at elevation of top of pan.

Separate this room from the rest of the building with airtight walls fabricated of 6 mil polyethylene.

Separate from Changing Room by a sheet plastic flapped doorway.

Provide a continuously adequate supply of disposable bath towels.

Shower Room: Provide a completely watertight operational shower to be used for transit by cleanly dressed workers heading for the Work Area from the Changing Room, or for showering by workers headed out of the Work Area after undressing in the Equipment Room.

Construct room by providing a shower pan and 2 shower walls in a configuration that will cause water running down walls to drip into pan. Install a freely draining wooden floor in shower pan at elevation of top of pan.

Provide splashproof entrances to Drying Room and Airlock with doors arranged in the following configuration:

Provide shower head and controls.

Provide temporary extensions of existing hot and cold water and drainage, as necessary for a complete and operable shower.

Provide a soap dish and a continuously adequate supply of soap and maintain in sanitary condition.

Arrange so that water from showering does not splash into the Changing or Equipment Rooms.

Arrange water shut off and drain pump operation controls so that a single individual can shower without assistance from either inside or outside of the Work Area.

Provide flexible hose shower head.

Pump waste water to drain or to storage for use in amended water. If pumped to drain, provide 20 micron and 5 micron waste water filters in line to drain or waste water storage. Change filters daily or more often if necessary. Locate filters inside shower unit so that water lost during filter changes is caught by shower pan.

Airlock: Provide an airlock between Shower Room and Equipment Room. This is a transit area for workers. Separate this room from Equipment Room by a sheet plastic flapped doorway.

Separate from Equipment Room by a sheet plastic flapped doorway.

Equipment Room (contaminated area): Require work equipment, footwear and additional contaminated work clothing to be left here. This is a change and transit area for workers. Separate this room from the Work Area by a 6 mil polyethylene flapped doorway.

Provide a drop cloth layer of sheet plastic on floor in the Equipment Room for every shift change expected. Roll drop cloth layer of plastic from Equipment Room into Work Area after each shift change. Replace before next shift change. Provide a minimum of two (2) layers of plastic at all times. Use only clear plastic to cover floors.

Airlock: Provide an airlock between Equipment Room and Work Area. This is a transit area for workers.

Separate this room from Equipment Room and Work Area by a sheet plastic flapped doorways.

Work Area: Separate Work Area from the Equipment Room by polyethylene barriers. If the airborne asbestos level in the Work Area is expected to be high, as in dry removal, add an intermediate cleaning space between the Equipment Room and the Work Area. Damp wipe clean all surfaces after each shift change. Provide one additional floor layer of 6 mil polyethylene per shift change and remove contaminated layer after each shift.

Decontamination Sequence: Require that all workers adhere to the following sequence when entering or leaving the Work Area.

Entering Work Area: Worker enters Changing Room and removes street clothing, puts on clean disposable overalls and respirator, and passes through the Shower Room into the Equipment Room.

Any additional clothing and equipment left in Equipment Room needed by the worker are put on in the Equipment Room. Worker proceeds to Work Area.

Exiting Work Area:

Before leaving the Work Area, require the worker to remove all gross contamination and debris from overalls and feet. The worker then proceeds to the Equipment Room and removes all clothing except respiratory protection equipment.

Extra work clothing such as boots, hard hats, goggles, and gloves are to be stored in contaminated end of the Equipment Room. Disposable coveralls are placed in a bag for disposal with other material.

Require that Decontamination procedures found in Section 02 82 16.6 be followed by all individuals leaving the Work Area. After showering, the worker moves to the Changing Room and dresses in either new coveralls for another entry or street clothes if leaving.

Cleaning of Decontamination Unit

Clean debris and residue from inside of Decontamination Unit on a daily basis or as otherwise indicated on Contract Drawings. Damp wipe or hose down all surfaces after each shift change. Clean debris from shower pans on a daily basis. If the Changing Room of the Personnel Decontamination Unit becomes contaminated with asbestos-containing debris, abandon the entire Decontamination Unit and erect a new Decontamination Unit. Use the former Changing Room as an inner section of the new Equipment Room.

Signs

Post an approximately 20 inch by 14 inch manufactured caution sign at each entrance to the Work Area displaying the following legend with letter sizes and styles of a visibility required by 29 CFR 1926.1101: (Provide signs in both English and Spanish if applicable)

LEGEND

DANGER

ASBESTOS

**CANCER AND LUNG DISEASE HAZARD
RESPIRATORS AND PROTECTIVE CLOTHING ARE REQUIRED
IN THIS AREA**

Provide spacing between respective lines at least equal to the height of the respective upper line.

Section 02 82 16.7 Project Closeout

This Section specifies administrative and procedural requirements for project closeout, including but not limited to:

Inspection procedures.
Final cleaning.

Contract Completion

Preliminary Procedures:

Before requesting inspection for certification of Substantial Completion, complete the following. List exceptions in the request.

In the Application for Payment that coincides with, or first follows, the date Substantial Completion is claimed, show 100 percent completion for the portion of the work claimed as substantially complete. Include supporting documents for completion as indicated in these Contract Documents

and a statement showing an accounting of changes to the Contract Sum.

If 100 percent completion cannot be shown, include a list of incomplete items, the value of incomplete construction, and reasons the work is not complete.

Advise Owner of pending insurance change over requirements.

Inspection Procedures: On receipt of a request for inspection, the Owner's Abatement Consultant will either proceed with inspection or advise the Contractor of unfilled requirements. The Owner's Abatement Consultant will release the Contractor from the project site, or advise the Contractor of construction that must be completed or corrected before being released.

The Owner's Abatement Consultant will repeat inspection when requested and assured that the work has been substantially completed.

Results of the completed inspection will form the basis of requirements for final acceptance.

Final Acceptance

Preliminary Procedures: Before requesting final inspection and Final Payment, complete the following. List exceptions in the request.

Submit the Final Payment Request and supporting documentation not previously submitted and accepted.

Submit an updated final statement, accounting for final additional changes to the Contract Sum.

Reinspection Procedure: The Owner's Abatement Consultant will reinspect the Work upon receipt of notice that the Work, including inspection list items from earlier inspections, has been completed, except items whose completion has been delayed because of circumstances acceptable to the Owner's Representative.

Upon completion of reinspection, the Owner's Abatement Consultant will release the Contractor from the project site. If necessary, reinspection will be repeated.

Final Cleaning

General: General cleaning during construction is required by the General Conditions and included in Section "Temporary Facilities".

Cleaning: Employ experienced workers or professional cleaners for final cleaning. Clean each surface or unit to the condition expected in a normal, commercial building cleaning and maintenance program. Comply with manufacturer's instructions.

Remove labels that are not permanent labels.

Clean transparent materials, including mirrors and glass in doors and windows. Remove glazing compound and other substances that are noticeable vision-obscuring materials. Replace chipped or broken glass and other damaged transparent materials.

Clean exposed exterior and interior hard-surfaced finishes to a dust-free condition, free of stains, films and similar foreign substances. Restore reflective surfaces to their original reflective condition.

Wipe surfaces of mechanical and electrical equipment. Remove excess lubrication and other substances. Clean remaining fixtures to a sanitary condition.

Clean the site, including landscape development areas, of rubbish, litter and foreign substances. Sweep paved areas broom clean; remove stains, spills and other foreign deposits. Rake grounds that are neither paved nor planted, to a smooth even-textured surface.

Removal of Protection: Remove temporary protection and facilities installed for protection of the work during construction.

Compliance: Comply with regulations of authorities having jurisdiction and safety standards for cleaning. Do not burn waste materials. Do not bury debris or excess materials on the Owner's property. Do not discharge volatile, harmful or dangerous materials into drainage systems. Remove waste materials from the site and dispose of in a lawful manner. Where extra materials of value remaining after completion of associated Work have become the Owner's property, arrange for disposition of these materials as directed.

Section 02 82 16.8 Project Decontamination

Work of this section includes the decontamination of air in the Work Area which has been, or may have been, contaminated by the elevated airborne asbestos fiber levels generated during abatement activities, or which may previously have had elevated fiber levels due to friable asbestos-containing materials in the space.

Work of This Section includes the cleaning, decontamination, and removal of temporary facilities installed prior to abatement work, including:

Primary and Critical Barriers erected by work of Section 02 82 16.5 Regulated Areas

Decontamination Unit erected by work of Section 02 82 16.6 Decontamination Units

Pressure Differential System installed by work of Section 02 82 16.3 Temporary Pressure Differential and Circulation System

Work of this section includes the cleaning, and decontamination of all surfaces (ceiling, walls, floor) of the Work Area, and all furniture or equipment in the Work Area.

Start of Work: Work of this section begins with the removal of the Primary Barrier. At start of work the following will be in place:

Critical Barrier: An airtight barrier between the Work Area and other portions of the building or the outside.

Critical Barrier Sheeting: Over lighting fixtures and clocks, ventilation openings, doorways, convectors, speakers and other openings.

Decontamination Units: For personnel in operating condition.

Pressure Differential System: In operation.

Cleaning

Cleaning: Carry out cleaning of all surfaces of the work area including items of remaining

sheeting, tools, scaffolding and/or staging by use of damp-cleaning and mopping, and/or a High Efficiency Particulate Air (HEPA) filtered vacuum. (Note: A HEPA vacuum may fail if used with wet material.) Do not perform dry dusting or dry sweeping. Use each surface of a cleaning cloth one time only and then dispose of as contaminated waste. Continue this cleaning until there is no visible debris from removed materials or residue on plastic sheeting or other surfaces.

Remove All Filters in Air Handling System(s) and dispose of as asbestos-containing waste in accordance with requirements of Section 02 82 33.1 Disposal of Asbestos Containing Waste Material.

Wait Four Air Changes to allow HEPA filtered fan units to clean air of airborne asbestos fibers. Use oscillating fans as necessary to assure circulation of air in all parts of work areas during this period. Maintain Pressure Differential System in operation for the entire 4 air change period.

Encapsulation of substrate: The use of an encapsulant, encapsulating agent or lockdown agent prior to the satisfactory completion of the visual inspection by the Owner's Abatement Consultant is strictly prohibited. Perform encapsulation of work area using a clear encapsulant. Surfaces to be covered have met the requirements for a visual inspection in this section. Maintain Pressure Differential System in operation during encapsulation work.

Once encapsulation is complete, wait for 4 air changes to be completed in the work areas before conducting final air clearance sampling. At the completion of encapsulation, the following will be in place:

Critical Barrier: Which forms the sole barrier between the Work Area and other portions of the building or the outside.

Critical Barrier Sheeting: Over lighting fixtures and clocks, ventilation openings, doorways, convectors, speakers, and other openings.

Decontamination Unit: For personnel, in operating condition.

Pressure Differential System: Maintain in continuous operation.

Lockback

Encapsulation of substrate: Perform encapsulation where required, before Removal of Work Area Isolation as specified below. Maintain Pressure Differential System in operation during encapsulation work.

Removal of Work Area Isolation

After all requirements of this section and Section 02 82 16.9 Work Area Clearance have been met:

Shut down and remove the Pressure Differential System. Seal HEPA filtered fan units, HEPA vacuums and similar equipment with 6 mil polyethylene sheet and duct tape to form a tight seal at intake end before being moved from Work Area.

Remove Personnel Decontamination Unit.

Remove the Critical Barriers separating the Work Area from the rest of the building. Remove any small quantities of residual material found upon removal of the plastic sheeting with wet wiping, HEPA filtered vacuum cleaners and local area protection. If significant quantities, as determined by the Owner's Representative, are found then the entire area affected shall be decontaminated as

specified in Section 02 82 16.5 Regulated Areas.

Remove all equipment, materials, debris from the work site.

Dispose of all asbestos-containing waste material as specified in Section 02 82 33.1 Disposal of Asbestos Containing Waste Material.

Substantial Completion of Abatement Work

Asbestos abatement work is substantially complete upon meeting the requirements of this section and Section 02 82 16.9 Work Area Clearance, including submission of:

Certificate of Visual Inspection

Receipts Documenting proper disposal as required by Section 02 82 33.1 Disposal of Asbestos-Containing Waste Material.

Punch list detailing repairs to be made and incomplete items.

Certificate of Visual Inspection

Following this section is a "Certificate of Visual Inspection". This certification is to be completed by the Contractor and certified by the Project Administrator. Submit completed Certificate with Application for Final Payment. Final payment will not be made until this Certification is executed.

CERTIFICATION OF VISUAL INSPECTION

Client: _____
Project: _____
EAG W. O. #: _____

Area of Visual Inspection:

Contractor's Representative Signature: _____
Date: _____
Printed Name: _____
Title: _____

In accordance with Section 02 82 16.8 "Project Decontamination" the certified individual hereby certifies that they have visually inspected the entire Work Area (all surfaces including pipes, beams, ledges, walls, ceiling and floor, decontamination unit, sheet plastic, etc.) and has found no dust, debris or residue.

Certified Individual Signature: _____
Date: _____
Printed Name _____
Certification Number: _____

Please circle type of certification: CAHES CAHAMT CIH IHIT

Section 02 82 16.9 Work Area Clearance

Not in Contract Sum: This section describes work being performed by the Owner. This work is not in the Contract Sum.

This Section sets forth required post-abatement airborne asbestos concentrations in the Work Area and describes testing procedures the Owner will use to measure these levels.

Contractor Release Criteria

The asbestos abatement work area is cleared when the Work Area is visually clean and airborne asbestos structure concentrations have been reduced to specified clearance levels for PCM sampling as specified in the SUMMARY OF WORK for each individual Work area.

Visual Inspection

Work of this Section will not begin until the visual inspection described in Section 02 82 16.8 Project Decontamination is complete and has been certified by the Project Administrator.

Air Monitoring

To determine if the elevated airborne asbestos structure concentration encountered during abatement operations has been reduced to the specified level, the Owner's Abatement Consultant will secure samples and have them analyzed according to clearance criteria.

Schedule of Air Samples

General: The number and volume of air samples taken and analytical method used will be in accordance with PCM final clearance sampling and analysis protocol.

PCM Air Sampling Protocol

In each homogeneous Work Area after completion of all cleaning work, a minimum of three samples will be taken according to the following protocol:

A minimum of three samples per abatement area for areas scheduled for demolition. In those scheduled for reoccupancy, a minimum of five aggressive air samples shall be taken.

Two field blanks are to be taken by removing the cap for not more than 30 seconds and replacing it at the time of sampling before sampling is initiated at the following places:

Near the entrance to each abatement area.

At one of the ambient sites. (Do not leave the field blanks open during the sampling period.)

Analysis: PCM analysis will be conducted in accordance with the NIOSH 7400A method for fibers.

Release Criteria: Decontamination of the work site is complete when the concentration of asbestos of all three air samples within the abated area is less than or equal to 0.01 fibers per cubic centimeter. If these criteria are not met, then the decontamination is incomplete and recleaning per section 02 82 16.8 Project Decontamination is required.

If initial final air clearance sample results do not meet clearance criteria the Contractor will be responsible for all fees related to further cleaning, clearance sampling, and analysis.

Section 02 82 19 Worker Protection

This section describes the equipment and procedures required for protecting workers against asbestos contamination and other workplace hazards except for respiratory protection.

Worker Training

State and Local License: All workers are to be trained, certified and accredited as required by state or local code or regulation.

Train, in accordance with 29 CFR 1926.1101, all workers in the dangers inherent in handling asbestos and breathing asbestos dust and in proper work procedures and personal and area protective measures. Include but do not limit the topics covered in the course to the following:

Methods of recognizing asbestos

Health effects associated with asbestos

Relationship between smoking and asbestos in producing lung cancer

Nature of operations that could result in exposure to asbestos

Importance of and instruction in the use of necessary protective controls, practices and procedures to minimize exposure including:

Engineering controls

Work Practices

Respirators

Housekeeping procedures

Hygiene facilities

Protective clothing

Decontamination procedures

Emergency procedures

Waste disposal procedures

Purpose, proper use, fitting, instructions, and limitations of respirators as required by 29 CFR 1910.134

Appropriate work practices for the work

Requirements of medical surveillance program

Review of 29 CFR 1926, OSHA General Construction Standard

Pressure Differential Systems

Work practices including hands on or on-job training

Personal Decontamination procedures

Air monitoring, personal and area

Medical Examinations

Provide medical examinations for all workers who may encounter an airborne fiber level of 0.1 f/cc

or greater for an 8 hour Time Weighted Average. In the absence of specific airborne fiber data provide medical examinations for all workers who will enter the Work Area for any reason. Examination shall as a minimum meet OSHA requirements as set forth in 29 CFR 1926.1101 In addition, provide an evaluation of the individuals ability to work in environments capable of producing heat stress in the worker.

Submittals

Before Start of Work: Submit the following to the Owner's Abatement Consultant for review.

State and Local License: Submit evidence that all workers have been trained, certified and accredited as required by state or local code or regulation.

Report from Medical Examination: conducted within last 12 months as part of compliance with OSHA medical surveillance requirements for each worker who is to enter the Work Area. Submit, at a minimum, for each worker the following:

- Name and unique identification number
- Physicians Written Opinion from examining physician including at a minimum the following:
 - Whether worker has any detected medical conditions that would place the worker at an increased risk of material health impairment from exposure to asbestos.
 - Any recommended limitations on the worker or on the use of personal protective equipment such as respirators.
 - Statement that the worker has been informed by the physician of the results of the medical examination and of any medical conditions that may result from asbestos exposure.
 - Copy of information that was provided to physician in compliance with 29 CFR 1926
 - Statement that worker is able to wear and use the type of respiratory protection proposed for the project, and is able to work safely in an environment capable of producing heat stress in the worker.

Protective Clothing

Coveralls: Provide disposable full-body coveralls and disposable head covers, and require that they be worn by all workers in the Work Area. Provide a sufficient number for all required changes, for all workers in the Work Area.

Boots: Provide work boots with non-skid soles, and where required by OSHA, foot protection, for all workers. Provide boots at no cost to workers. Do not allow boots to be removed from the Work Area for any reason, after being contaminated with asbestos-containing material. Dispose of boots as asbestos-contaminated waste at the end of the project.

Gloves: Provide work gloves to all workers and require that they be worn at all times in the Work Area Do not remove gloves from Work Area and dispose of as asbestos-contaminated waste at the end of the work.

Additional Protective Equipment

Respirators, disposable coveralls, head covers, and footwear covers shall be provided and maintained by the Contractor for the Owner, Owner's Abatement Consultant, Project Administrator, and other authorized representatives who may inspect the job site. Provide and maintain two (2) respirators and six (6) complete coveralls and, where applicable, six (6) respirator filter changes per day.

Full Containment Procedures

Provide worker protection as required by the most stringent OSHA and/or EPA standards applicable to the work. The following procedures are minimums to be adhered to regardless of fiber count in the Work Area.

Each time Work Area is entered remove all street clothes in the Changing Room of the Personnel Decontamination Unit and put on new disposable coverall, new head cover, and a clean respirator. Proceed through shower room to equipment room and put on work boots.

Decontamination Procedures

Require all workers to adhere to the following personal decontamination procedures whenever they leave the Work Area:

Powered Air-Purifying Respirators: Require that all workers use the following decontamination procedure as a minimum requirement whenever leaving the Work Area:

When exiting area, remove disposable coveralls, disposable head covers, and disposable footwear covers or boots in the equipment room.

Still wearing respirators, proceed to showers. Showering is mandatory. Care must be taken to follow reasonable procedures in removing the respirator to avoid asbestos fibers while showering. The following procedure is required as a minimum:

Thoroughly wet body including hair and face. If using a Powered Air-Purifying Respirator (PAPR) hold blower unit above head to keep canisters dry.

With respirator still in place thoroughly wash body, hair, respirator face piece, and all parts of the respirator except the blower unit and battery pack on a PAPR. Pay particular attention to seal between face and respirator and under straps.

Take a deep breath, hold it and/or exhale slowly, completely wet hair, face, and respirator. While still holding breath, remove respirator and hold it away from face before starting to breath.

Carefully wash facepiece of respirator inside and out.

If using PAPR: shut down in the following sequence, first cap inlets to filter cartridges, then turn off blower unit (this sequence will help keep debris which has collected on the inlet side of filter from dislodging and contaminating the outside of the unit). Thoroughly wash blower unit and hoses. Carefully wash battery pack with wet rag. Be extremely cautious of getting water in battery pack as this will short out and destroy battery.

Shower completely with soap and water.

Rinse thoroughly.

Rinse shower room walls and floor prior to exit.

Proceed from shower to Changing Room and change into street clothes or into new disposable work items.

Air Purifying-Negative Pressure Respirators: Require that all workers use the following decontamination procedure as a minimum requirement whenever leaving the Work Area with a half or full face cartridge type respirator:

When exiting area, remove disposable coveralls, disposable headcovers, and disposable footwear covers or boots in the Equipment Room.

Still wearing respirators, proceed to showers. Showering is mandatory. Care must be taken to follow reasonable procedures in removing the respirator and filters to avoid asbestos fibers while showering. The following procedure is required as a minimum:

Thoroughly wet body from neck down.

Wet hair as thoroughly as possible without wetting the respirator filter if using an air purifying type respirator.

Take a deep breath, hold it and/or exhale slowly, complete wetting of hair, thoroughly wetting face, respirator and filter (air purifying respirator). While still holding breath, remove respirator and hold it away from face before starting to breathe.

Dispose of wet filters from air purifying respirator.

Carefully wash facepiece of respirator inside and out.

Shower completely with soap and water.

Rinse thoroughly.

Rinse shower room walls and floor prior to exit.

Proceed from shower to Changing Room and change into street clothes or into new disposable work items.

Within Work Area:

Require that workers NOT eat, drink, smoke, chew tobacco or gum, or apply cosmetics in the Work Area. To eat, chew, drink or smoke, workers shall follow the procedure described above, then dress in street clothes before entering the non-Work Areas of the building.

Section 02 82 21 Respiratory Protection

Instruct and train each worker involved in asbestos abatement or maintenance and repair of friable asbestos-containing materials in proper respiratory use and require that each worker always wear a respirator, properly fitted on the face in the Work Area from the start of any operation which may cause airborne asbestos fibers until the Work Area is completely decontaminated. Use respiratory protection appropriate for the fiber level encountered in the work place or as required for other toxic or oxygen-deficient situations encountered.

Standards

Except to the extent that more stringent requirements are written directly into the Contract Documents, the following regulations and standards have the same force and effect (and are made a part of the Contract Documents by reference) as if copied directly into the Contract Documents, or as if published copies were bound herewith. Where there is a conflict in requirements set forth in these regulations and standards, meet the more stringent requirement.

OSHA - U.S. Department of Labor Occupational Safety and Health Administration, Safety and Health Standards 29 CFR 1910, Section 1001 and Section 1910.134. 29 CFR 1926.1101.

CGA - Compressed Gas Association, Inc., New York, Pamphlet G-7, "Compressed Air for Human Respiration", and Specification G-7.1 "Commodity Specification for Air".

CSA - Canadian Standard Association, Rexdale, Ontario, Standard Z180.1-1978, "Compressed Breathing Air".

ANSI - American National Standard Practices for Respiratory Protection, ANSI Z88.2-1980.

NIOSH - National Institute for Occupational Safety and Health.

MSHA - Mine Safety and Health Administration.

Submittals

Before Start of Work submit the following to the Owner's Abatement Consultant for review.

Product Data: Submit manufacturer's product information for each component used, including NIOSH Certifications for each component in an assembly and/or for entire assembly.

Respiratory Protection Program: Submit Contractor's written respiratory protection program manual as required by OSHA 1926.1101.

Historic Airborne Fiber Data (if applicable): Submit airborne asbestos fiber count data from an independent air monitoring firm to substantiate selection of respiratory protection proposed. Data submitted shall include at least the following for each procedure required by the work:

Date of measurements

Operation monitored

Sampling and analytical methods used and evidence of their accuracy

Number, duration, and results of samples taken

Fit Test Results: Submit to Owner's Abatement Consultant current Fit Test result Forms for Contractor's employees. Qualitative Fit testing should be performed every twelve months.

Respiratory Protection Program: Comply with ANSI Z88.2 - 1980 "Practices for Respiratory Protection" and OSHA 29 CFR 1910 and 1926.

Require that respiratory protection be used at all times that there is any possibility of disturbance of asbestos-containing materials whether intentional or accidental.

Require that a respirator be worn by anyone in a Work Area at all times, regardless of activity, during a period that starts with any operation which could cause airborne fibers until the area has been cleared for re-occupancy in accordance with Section 02 82 16.9.

Regardless of Airborne Fiber Levels: Require that the minimum level of respiratory protection used be half-face air-purifying respirators with high efficiency filters.

Do not allow the use of single-use, disposable, or quarter-face respirators for any purpose.

Fit Testing

Initial Fitting: Provide initial fitting of respiratory protection during a respiratory protection course of training set up and administered by a qualified technician. Fit types of respirator to be actually worn by each individual. Allow an individual to use only those respirators for which training and fit testing has been provided. Fit test results within last twelve months for employees should be on file in the Respiratory Protection program.

Upon Each Wearing: Require that each time an air-purifying respirator is put on it be checked for fit with a positive and negative pressure fit test in accordance with the manufacturer's instructions or ANSI Z88.2 (1980).

Type of Respiratory Protection Required

Provide Respiratory Protection as indicated in paragraph below. Where paragraph below does not apply, determine the proper level of protection by dividing the expected or actual airborne fiber count in the Work Area by the "protection factors" given below. The level of respiratory protection which supplies an airborne fiber level inside the respirator, at the breathing zone of the wearer, at or below the permissible exposure limit (PEL) is the minimum level of protection allowed.

Permissible Exposure Limit (PEL)

8-Hour Time Weighted Average (TWA) of asbestos fibers to which any worker may be exposed shall not exceed the following.

Fibers: For purposes of this section, fibers are defined as all fibers regardless of composition as counted in the OSHA Reference Method (ORM), or NIOSH 7400 procedure.

Time Weighted Average (TWA) - 0.1 fibers/cubic centimeter

Respiratory Protection Factor

<u>Respirator Type</u>	<u>Protection Factor</u>
Air purifying: Half facepiece negative pressure respirator w/HEPA filter	10
Air purifying: Full facepiece Negative pressure respirator w/HEPA filter	50
Powered Air Purifying (PAPR): Half or Full facepiece positive pressure respirator w/ HEPA filter	50
Type C supplied air: Half facepiece positive pressure respirator, Pressure demand or other positive pressure mode	1,000
Type C supplied air: Full facepiece positive pressure respirator pressure demand or other positive pressure mode	2,000
Type C supplied air: Positive pressure respirator pressure demand or other positive pressure mode Full facepiece equipped with an auxiliary positive pressure Self-contained breathing apparatus (SCBA)	10,000
Self-contained breathing apparatus (SCBA): Positive pressure respirator pressure demand or other positive pressure mode full facepiece	10,000

Air Purifying Respirators

Negative pressure - half or full face mask: Supply a sufficient quantity of respirator filters approved for asbestos, so that workers can change filters during the work day. Require that respirators be wet-rinsed, and filters discarded, each time a worker leaves the Work Area. Require that new filters be installed each time a worker re-enters the Work Area. Store respirators and filters at the job site in the changing room and protect totally from exposure to asbestos prior to their use.

Powered air purifying - half or full face mask: Supply a sufficient quantity of high efficiency respirator filters approved for asbestos so that workers can change filters at any time that flow through the face piece decreases to the level at which the manufacturer recommends filter replacement. Require that regardless of flow, filter cartridges be replaced after 40 hours of use. Require that HEPA elements in filter cartridges be protected from wetting during showering. Require entire exterior housing of respirator, including blower unit, filter cartridges, hoses, battery pack, face mask, belt, and cords, be washed each time a worker leaves the Work Area. Caution should be used to avoid shorting battery pack during washing. Provide an extra battery pack for each respirator so that one can be charging while one is in use.

Respirator Bodies: Provide half face or full face type respirators. Equip full face respirators with a

nose cup or other anti-fogging device as would be appropriate for use in air temperatures less than 32 degrees Fahrenheit.

Filter Cartridges: Provide, at a minimum, HEPA type filters labeled with NIOSH Certification for "Radionuclides, Radon Daughters, Dust, Fumes, Mists including Asbestos-Containing Dusts and Mists" and color coded in accordance with ANSI Z228.2 (1980). In addition, a chemical cartridge section may be added, if required, for solvents, etc., in use. In this case, provide cartridges that have each section of the combination canister labeled with the appropriate code and NIOSH Certification.

Non-permitted respirators Do not use single use, disposable or quarter face respirators.

Section 02 82 33 Removal of Asbestos Containing Materials

Installation of Critical and Primary Barriers, and Work Area Isolation Procedures are set forth in Section 02 82 16.4 Temporary Enclosures.

Disposal of asbestos-containing waste is specified in Section 02 82 33.1 Disposal of Asbestos-Containing Waste Material.

Submittals

Before Start of Work: Submit the following to the Owner's Abatement Consultant for review.

Material Safety Data Sheet:

Submit the Material Safety Data Sheet, or equivalent, in accordance with the OSHA Hazard Communication Standard (29 CFR 1910.1200) for each surfactant, encapsulating material and solvent proposed for use on the work. Include a separate attachment for each sheet indicating the specific worker protective equipment proposed for use with the material indicated.

Products

Wetting Materials: For wetting prior to disturbance of Asbestos-Containing Materials use either amended water or a removal encapsulant:

Amended Water:

Provide water to which a surfactant has been added. Use a mixture of surfactant and water which results in wetting of the Asbestos-Containing Material and retardation of fiber release during disturbance of the material equal to or greater than that provided by the use of one ounce of a surfactant consisting of 50% polyoxyethylene ester and 50% polyoxyethylene ether mixed with five gallons of water.

Removal Encapsulant:

Provide a penetrating type encapsulant designed specifically for removal of Asbestos-Containing Material. Use a material which results in wetting of the Asbestos-Containing Material and retardation of fiber release during disturbance of the material equal to or greater than that provided by water amended with a surfactant consisting of one ounce of a mixture of 50% polyoxyethylene ester and 50% polyoxyethylene ether in five gallons of water.

Polyethylene Sheet: Provide flame resistant and retardant polyethylene film that conforms to requirements set forth by the National Fire Protection Association Standard 701, Small Scale Fire Test for Flame-resistant Textiles and Films. Provide largest size possible to minimize seams, 6.0 mil thick, frosted or black as indicated.

Duct Tape:

Provide duct tape in 2" or 3" widths as indicated, with an adhesive that is formulated to stick aggressively to sheet polyethylene.

Spray Cement:

Provide spray adhesive in aerosol cans that is specifically formulated to stick tenaciously to sheet poly.

Disposal Bags:

Provide 6 mil thick leak-tight polyethylene bags labeled as required by Section 02 82 33.1 Disposal of Asbestos Containing Waste Material.

Worker Protection

Before beginning work with any material for which a Material Safety Data Sheet has been submitted provide workers with the required protective equipment. Require that appropriate protective equipment be used at all times.

Wet Removal

Adequately wet, as defined by the USEPA, all Asbestos-Containing Materials to be removed prior to stripping and/or tooling to reduce fiber dispersal into the air. Accomplish wetting by a fine spray (mist) of amended water or removal encapsulant. Saturate material sufficiently to wet to the substrate without causing excess dripping. Allow time for amended water or removal encapsulant to penetrate material thoroughly. If amended water is used, spray material repeatedly during the work process to maintain a continuously wet condition. If a removal encapsulant is used, apply in strict accordance with manufacturer's written instructions. Where necessary, carefully strip away while simultaneously spraying amended water or removal encapsulant on the installation to minimize dispersal of asbestos fibers into the air.

Mist work area continuously with amended water whenever necessary to reduce airborne fiber levels.

Remove saturated Asbestos-Containing Material in small sections from all areas. Do not allow material to dry out. As it is removed, simultaneously pack material while still adequately wet as defined by the USEPA into disposal bags. Twist neck of bags, bend over and seal with minimum three wraps of duct tape. Clean outside and move to Wash Down Station adjacent to Decontamination Unit.

Active Electrical Equipment: Do not wet materials in the vicinity of active electrical equipment. Notify Owner's Representative immediately if this situation or similar situations are encountered.

Warning Signs: Post warning signs at the entry point to active electrical equipment as required by OSHA or other applicable regulation.

Personnel who work on active electrical equipment is to be performed by qualified tradespersons with prior experience in the installation or repair of the involved equipment. Restrict access to electrical equipment.

Electrical Isolation:

Cover exposed conductors with a minimum 1/8" thick neoprene blanket draped over the conductor and surrounding area.

Protective Equipment:

Provide workers working on or in the vicinity of active electrical with appropriate protective equipment including insulating gloves, boots, and non-conductive tools.

Section 02 82 33.1 Disposal of Asbestos Containing Waste Material

This section describes the disposal of Asbestos-Containing Materials. Disposal includes packaging of asbestos-containing waste materials. Disposal may be accomplished either by landfilling or converting asbestos containing materials to non- asbestos waste.

Submittals

Before Start of Work: Submit the following to the Owner's Abatement Consultant for review.

Name of waste hauler.

Name and address of landfill where asbestos-containing waste materials are to be buried. Include contact person and telephone number.

Chain of Custody and waste shipment forms proposed.

Submit copies of all waste shipment records to Owner's Abatement Consultant prior to transporting waste material off project site.

Products

Disposal Bags:

Provide 6 mil thick leak-tight polyethylene bags labeled with two labels with text as follows:

First Label: In accordance with 29 CFR 1910.1200(f) of OSHA's Hazard Communication standard:

**DANGER
CONTAINS ASBESTOS FIBERS
AVOID CREATING DUST
CANCER AND LUNG DISEASE HAZARD
BREATHING AIRBORNE ASBESTOS, TREMOLITE, ANTHOPHYLLITE, OR
ACTINOLITE FIBERS IS HAZARDOUS TO YOUR HEALTH**

Second Label: Provide in accordance with U. S. Department of Transportation regulation on hazardous waste marking. 49 CFR parts 171 and 172. Hazardous Substances: Final Rule. Published November 21, 1986 and revised February 17, 1987:

**RQ (ASBESTOS)
Class 9
NA 2212
P.G. III**

Comply with the following sections during all phases of this work:

Section 02 82 21 Respiratory Protection

General

Discharge no visible emissions to the outside air during the collection, processing, packaging, or transporting of any asbestos-containing waste material.

For asbestos-containing waste material to be transported off the facility site, label containers or wrapped materials with the name of the waste generator and the location at which the waste was generated.

Vehicles used to transport asbestos containing wastes must display a sign during loading and unloading operations. The sign should read:

**DANGER
ASBESTOS DUST HAZARD
CANCER AND LUNG DISEASE HAZARD
Authorized Personnel Only**

The letters should be at least one inch in the capitalized lines and 14 point Gothic in the last line.

For all asbestos containing waste material transported off the facility site, maintain waste shipment records with the following information:

The name, address, and telephone number of the waste generator.

The name and address of the local, State, or EPA Regional office responsible for administering the asbestos NESHAP program.

The approximate quantity in cubic yards.

The name and telephone number of the disposal site operator.

The name and physical site location of the disposal site.

The date transported.

The name, address, and telephone number of the transporter(s).

A certification that the contents of the consignment is fully and accurately described by proper shipping name and is classified, packed, marked, and labeled, and is in all respects in proper condition for transport by highway according to applicable international and government regulations.

Provide a copy of the waste shipment record to the disposal site owners or operators at the same time as the asbestos containing waste material is delivered to the disposal site.

For waste shipments where a copy of the waste shipment record, signed by the owner or operator of the designated disposal site, is not received by the waste generator within 35 days of the date the waste was accepted by the initial transporter, the transporter and/or the owner or operator of the designated disposal site will be contacted by the waste generator to determine the status of the waste shipment.

If a copy of the waste shipment record, signed by the owner or operator of the designated waste disposal site is not received by the waste generator within 45 days of the date that it was accepted by the initial transporter, a report written by the waste generator will be sent to the local, State, or EPA Regional office responsible for administering the asbestos NESHAP program. The report will contain the following information:

A copy of the waste shipment record for which a confirmation of delivery was not received.

A cover letter signed by the waste generator explaining the efforts taken to locate the asbestos waste shipment and the results of those efforts.

Retain a copy of all waste shipment records, including a copy of the waste shipment record signed by the owner or operator of the designated waste disposal site, for at least two years.

The Contractor shall provide a copy of all waste manifests showing quantities of waste material transported off the project site.

Furnish upon request, and make available for inspection by the Administrator, all waste shipment records.

All waste is to be hauled by a waste hauler with all required licenses from all state and local authority with jurisdiction.

Load all asbestos-containing waste material in disposal bags. All materials are to be contained in two 6-mil disposal bags. Double bagging of material is to be performed inside the decontamination Unit.

Protect interior of truck or dumpster with Critical and Primary Barriers as described in Section 02 82 16.4 Temporary Enclosures.

Carefully load waste in fully enclosed dumpsters, trucks or other appropriate vehicles for transport. Exercise care before and during transport, to insure that no unauthorized persons have access to the material.

Do not store materials outside of the Work Area. Take waste material from the Work Area directly to a sealed truck or dumpster. Do not transport disposal bagged materials on open trucks. Advise the landfill operator or processor, in advance of transport, of the quantity of material to be delivered.

At disposal site unload waste:

At a disposal site, sealed bags will be carefully unloaded from the truck. If bags are torn or severely damaged, return to work site for rebagging. Clean entire truck and contents using procedures set forth in section 02 82 16.8 Project Decontamination.

Section 02 84 00 Polychlorinated Biphenyls (PCB) and Mercury Lamp Remediation (

Section 02 84 16 Handling of Lighting Ballasts, Lamps, Thermostats, and Batteries

Work in this section shall be completed in all areas prior to building demolition. The Work encompasses removal of all fluorescent light lamps and ballasts, mercury-containing thermostats, and batteries contained in devices such as emergency exit signs and lights present in all Work areas. The Contractor shall recycle the mercury from all light bulbs and thermostats, recycle batteries, and either recycle or incinerate the ballasts. Contractor shall remove all ballasts and separate into two groups: ballasts that have a “No-PCBs” label, and those that do not have a "No-PCBs" label. For bidding purposes, Contractor shall assume that all ballasts are PCB-containing. Following this section is a list of lamp recyclers obtained through Ohio EPA. Ohio EPA does not endorse or approve any lamp recyclers. The list is provided by EA Group for informational and estimating purposes only and may be able to provide additional recycling services for other items.

Lighting and Universal Waste Table – All Sites

HID Lamps	Hg Switch	# 4' Lamps	# 8' Lamps	Exit Signs	Emergency Lights	# Ballasts
18	1	1082	8	15	10	546

Contractor shall recycle the batteries for these units which are assumed to contain lead.

Contractor shall reference the *Pre-Demolition Hazardous Materials Assessment* report in Appendix A for estimated quantities of above stated materials. **Contractor shall verify all quantities in work areas for purposes of bidding. There will be NO change order costs associated with this work.** The Contractor shall provide the Owner’s Abatement Consultant all documentation concerning the handling of these materials prior to completion of the project. The documentation shall also include transport manifests for all material leaving the facility. **See EA Group Survey Reports for Specific locations and quantities.**

Section 02 84 17 Handling of Oil filled Equipment

Work in this section shall be completed in all areas prior to building demolition. Oil filled equipment that potentially may be contaminated with PCBs includes compressor systems and electrical transformers. Demolition Contractor shall handle any found oil filled equipment. If suspect oil is found to contain regulated amounts of PCBs, then disposal will be handled as a change order to the Abatement Contractor if still on site, or the Demolition Contractor if the Abatement Contractor has demobilized from the site. Non-PCB oil may be able to be handled as “used oil” by definition, circumventing disposal. Any transformers found inside locked Electrical vaults are the property and responsibility of the Electric Company servicing the area.

Any documentation generated for the disposal of PCB oils shall be submitted to Owner’s Abatement Consultant prior to completion of the project. The documentation shall also include transport manifests for all material leaving the facility. **See EA Group Survey Reports for Specific locations and quantities.**

Clean Harbors

4879 Spring Grove Ave
Cincinnati, OH 45232
Phone: (513) 681-5738
Fax: (513) 681-6246
Web Site: www.cleanharbors.com

Environmental Enterprises Inc

4650 Spring Grove Ave
Cincinnati, OH 45232
Phone: (513) 772-2818
Fax: (513) 782-8950
Web Site: www.eeienv.com
E-Mail: customerservice@eeienv.com

Environmental Recycling

527 E. Woodland Circle
P.O. Box 167
Bowling Green, OH 43402
Phone: (419) 354-6110
Fax: (419) 354-5110
Web Site: www.envrecycle.com
E-Mail: wgrabowski@envrecycle.com

Fluorescent Recycling Inc.

9214 Reno Avenue
Cleveland, OH 44105
Phone: (216) 341-1500
Fax: (216) 341-1600
E-Mail: fluorescentre@aol.com

Gem City Environmental Recycling

30 Mario Drive
Dayton, OH 45426
Phone: (937) 623-3233
Fax: (937) 767-2767

Gross Electric

2807 North Reynolds Road
Toledo, OH 43615
Phone: (419) 537-1818
Fax: (419) 537-6627
Web Site: www.grosselectric.com

SunPro

7392 Whipple Ave., NW
North Canton, OH 44720
Phone: (330) 966-0910
Web Site: www.sunproservices.com/

Harrington Electric

3800 Perkins Ave
Cleveland, OH 44114
Phone: (216) 361-5101
Fax: (216) 361-0582
Web Site: www.harringtonelectric.com
E-Mail: scolagross@harringtonelectric.com

Mayer Associates, Inc.

18700 Brewster Road
Bainbridge Twp, OH 44203
Phone: (440) 708-9874
Fax: (440) 543-2643
Web Site: www.mayerassociates.com/

Mercury Safe Solutions

6772 Concord Road
Delaware, OH 43015
Phone: (614) 537-2781
Fax: (740) 881-9999
E-Mail: mercurysafesolutions@yahoo.com

Special Waste Systems, Inc.

325 N. Riverview Ave.
Section C
Miamisburg, OH 45342
Phone: (937) 866-8898
Fax: (937) 866-8181
Web Site: www.specialwastesystems.com/
E-Mail: sales@specialwastesystems.com

USA Lamp and Ballast Recycling

7806 Anthony Wayne Ave.
Cincinnati, OH 45216
Phone: (800) 778-6645
(513) 850-0202
Fax: (513) 641-4156
Web Site: www.usalamp.com/

e-Waste LLC

1261 Hudson Gate Drive
Hudson, OH 44236
Phone: (330) 650-0274
Fax: (330) 650-0597
Web Site: www.e-wasteonline.com
E-Mail: gdonahoe@e-wasteonline.com

Section 02 87 00 Freon Recovery, Fire Suppression, and Stored Chemicals

Section 02 87 01 Freon

Work in this section shall be completed in all areas prior to building demolition. The Clean Air Act of 1990 requires recapture, recycling, and safe disposal of chlorofluorocarbons (CFCs) and hydro chlorofluorocarbons (HCFCs) used in air conditioners, refrigerators, and freezers as coolant. Under the Act, no one may accept an item containing CFCs and HCFCs for recycling or disposal unless the Freon contained within it is properly removed and the owner/hauler/appliance company can show proof of proper removal. It is unlawful for any person to knowingly release or vent CFCs or HCFCs into the air. The EPA requires certification for all technicians removing Freon as of 11/14/94.

Using certified individuals and/or entities, Contractor shall remove Freon from refrigeration units as identified below. Contractor shall expect to find R22, R12 or R134A inside all of the units. Contractor shall be responsible for recycling of the Freon and providing all documentation associated with the recycling and / or disposal of the materials. Contractor shall also be responsible for shutting down any building equipment needed to complete Freon recovery work.

Contractor's bid must include the removal of all Freon and like materials present in all refrigeration sources. Source units exist throughout the interior and rooftops of the facility. The Owner is not planning on salvaging any of the HVAC units. Contractor shall reference the Hazardous Materials Survey in Appendix A for information regarding components that contain Freon. **Contractor shall verify the quantity of the all materials in the building described in this Section. There will be NO change order costs associated with this work.**

The Contractor shall provide the Owner's Abatement Consultant all documentation concerning the handling of these materials prior to completion of the project. The documentation shall also include transport manifests for all material leaving the facility. See EA Group Survey Reports for Specific locations and quantities.

Section 02 87 03 Stored Chemicals

Work in this section shall be completed in all areas prior to building demolition. It is expected that general cleaning products may remain and will need to be disposed of prior to building demolition. Any paint / chemical products that remain will be disposed under this contract. Contractor shall consolidate all stored chemicals based on compatibility and maintain in a secure area until such time they are removed from the buildings. Contractor shall arrange with a hazardous material disposal company to treat or dispose of the stored chemicals. **Two 350-gallon ASTs were observed in the Basement at 199-209 North St. Clair Street and appear empty or mostly empty. Contractor is responsible for verifying this and properly disposing/recycling any remaining contents. See figure one for locations of ASTs. Contractor shall verify the quantity of remaining stored chemicals in the buildings. There will be NO change order costs associated with this work.**

Contractor shall provide to Owner's Abatement Consultant a full inventory of all stored chemicals that are consolidated and scheduled for treatment or disposal. Owner's Abatement Consultant shall be provided this list prior to containerizing or removing the stored chemicals from the buildings. Contractor shall provide to Owner's Abatement Consultant all manifest documentation associated with the transport, interim storage, treatment and disposal of the stored chemicals. **See EA Group Survey Reports for Specific locations and quantities.**

END OF DIVISION 02 EXISTING CONDITIONS – HAZARDOUS MATERIALS ABATEMENT

APPENDIX A

PRE-DEMOLITION HAZARDOUS MATERIALS ASSESSMENTS (ALL SITES) [EXCERPTS]



EA GROUP

Environmental Analysis
and Management

December 19, 2023

Mr. Bill Gallagher
CT Consultants, Inc.
8150 Sterling Court
Mentor, Ohio 44060

RE: **Pre-Demolition Hazardous Materials Assessment**
Vacated Burger King, 175 East Erie Street, Painesville, Ohio
OH45852

Description of Work

EA Group, Mentor, Ohio was contracted by the CT Consultants, Inc. to conduct a pre-demolition hazardous materials assessment for the vacated Burger King at 175 East Erie Street in Painesville, Ohio. The assessment activities included a survey for asbestos-containing materials (ACMs); representative sampling of various painted and unpainted building components that would become “demolition debris” for waste characterization purposes (toxicity characteristic leaching procedure [TCLP] for lead); an inventory of non-incandescent lighting and other “universal waste” materials, stored chemicals in large quantities and regulated refrigerants; and, a visual assessment for the presence of underground and above ground storage tanks. This report provides the results of the pre-demolition hazardous materials assessment.

Assessment and sampling activities were performed by EA Group representative Christopher Hatfield on December 8, 2023.

Asbestos Survey

EA Group’s licensed Asbestos Hazard Evaluation Specialist Christopher Hatfield, ES35398, inspected the structure, developed a sampling strategy, and procured bulk samples of suspect ACM on December 8, 2023. Homogeneous Groups of suspect ACM are identified on the *Asbestos Inspection Data Sheet* forms in Appendix A. Classification of any positively identified or assumed ACM has been made per National Emission Standard for Hazardous Air Pollutants (NESHAP) regulations, with notations for compliance with Occupational Safety and Health Administration (OSHA) regulations, if and where applicable. Room/area designations and sampling locations for the survey are provided on the schematics in Appendix A.

Objective and Limitations of the Inspection

The objective of this survey was to identify and sample suspect ACM associated with the vacated Burger King at 175 East Erie Street in Painesville, Ohio, which is planned for demolition, pursuant to NESHAP and OSHA regulations.



December 19, 2023

CT Consultants

Pre-Demolition Hazardous Materials Assessment

Vacated Burger King, 175 East Erie Street, Painesville, Ohio
OH45852

Page 2

No slab vapor barriers or foundation waterproofing was identified.

GENERAL LIMITATIONS

1. EA Group cannot guarantee that all ACM has been identified by this assessment.
2. Additional asbestos materials, not previously identified or quantified, are frequently encountered during renovation or demolition.
3. Actual quantities of asbestos material may vary from any estimates provided in EA Group's report due to identification of additional materials and difficulties in quantifying hidden or inaccessible materials.
4. Prior to demolition or renovation of any structure or equipment, suspect materials that were previously inaccessible or excluded from sampling should be sampled and analyzed for asbestos.

Asbestos Analysis

The bulk samples were analyzed by polarized light microscopy for asbestos content at or through the Laboratory Division of EA Group, which is accredited by the National Institute of Standards and Technology – National Voluntary Laboratory Accreditation Program. The United States Environmental Protection Agency requires all materials containing greater than one percent asbestos by weight to be considered asbestos-containing materials. Composite or layered analyses were performed, depending on the nature of a material. Analytical results are provided in Appendix B.

Results of Asbestos Analysis

As indicated on the *Asbestos Inspection Data Sheet* forms in Appendix A, all of the materials that were sampled as suspect were determined to be non-ACM (no asbestos detected).

Because the suspect materials were determined to be non-ACM, no further action is recommended for the sampled materials. However, all documentation associated with the samples, including this report, should be retained for future reference.

Characterization of “Demolition Debris”

Representative subsamples of various painted and unpainted building components that would become “demolition debris” were secured from the building and used to form an individual composite sample for the building. The sample was analyzed by the Laboratory Division of EA Group according to



December 19, 2023

CT Consultants

Pre-Demolition Hazardous Materials Assessment

Vacated Burger King, 175 East Erie Street, Painesville, Ohio

OH45852

Page 3

TCLP protocol for lead. The results for the analysis are provided in Table 2, attached, and detailed in the laboratory report in Appendix B.

As shown in Table 2, the sample did not contain any detectable concentrations of extractable lead by TCLP protocol, and on this basis, the “demolition debris-type” materials would not be considered to exhibit the characteristic of a hazardous waste due to lead toxicity.

Non-Incandescent Lighting and “Universal Waste” Materials

The building was inspected for various universal waste-type materials that would need to be addressed prior to or as part of demolition activities. These consisted of non-incandescent lighting fixtures (fluorescent lamps and potential polychlorinated biphenyl [PCB] ballasts); suspect mercury-containing equipment (MCE) (e.g., thermostats, switches); emergency lighting/exit signs, which typically house lead-containing rechargeable batteries [gel cells, sealed lead-acid]; and, refrigerant units that may contain regulated chlorofluorocarbons (CFCs).

Commercial entities that can manage or assist with managing these types of materials can be found at the new/revised Ohio EPA website “<https://recyclesearch.com/profile/ohioepa-recycling-directory>”.

A total of approximately 350 four-foot lamps, 18 high intensity discharge (HID) lamps, one U-lamp, and seven fluorescent lamps, with an estimated total of 176 ballasts, which may or may not contain PCBs, were noted. If the fixtures cannot be reused, they should all be provided for reclamation because of the mercury in the lamps and possible PCBs in the ballasts.

Five exit signs and two emergency lights were noted. If these are to be disposed, they would need to be provided for reclamation.

One transformer was observed behind the building. Oil-filled equipment, including but not limited to non-PCB transformers, elevator hydraulics, compressors, compressors and small motors, will need to have the oil drained and properly disposed of prior to disposing or recycling the equipment. The oil may be able to be handled as “used oil” by definition, circumventing disposal.

A fire suppression system was noted in the chemical storage area. Removal should be performed by qualified personnel.



December 19, 2023

CT Consultants

Pre-Demolition Hazardous Materials Assessment

Vacated Burger King, 175 East Erie Street, Painesville, Ohio

OH45852

Page 4

Regulated Refrigerants

The property was inspected for the presence of refrigerant sources that may contain regulated chlorofluorocarbons (CFCs). Two condensing units for walk-in freezers and five package units with air conditioners were noted on the rooftop. These items may contain regulated CFC refrigerant that would require special handling (extraction of CFCs) if the items are to be disposed.

Inspection for Underground Storage Tanks (USTs) and Above Ground Storage Tanks (ASTs)

There was no evidence of USTs (e.g., fill pipes, vent pipes) and no ASTs were observed in the building. No USTs were found to be registered to the property address according to the State Fire Marshal Bureau of Underground Storage Tank Regulations (BUSTR) Ohio Tank Tracking and Environmental Regulations (OTTER) database.

If you have any questions or concerns regarding the above information, please contact the undersigned. Thank you for consulting EA Group.

Sincerely,

EA Group

Timothy S. Bowen,
Vice President/Technical Director

Christopher Hatfield,
ES35398

Table 1 Summary of Results - Vacated Burger King, 175 East Erie Street, Painesville, Ohio

Group	ID # OH45852	MATERIAL DESCRIPTION	Material Type	RESULT
A	01	2'x4' Ceiling Panel; Gypsum Board	M/NF2	0
A	02	2'x4' Ceiling Panel; Gypsum Board	M/NF2	0
B	03	FRP Adhesive	M/NF2	0
B	04	FRP Adhesive	M/NF2	0
C	05	4" Cove Base & mastic; Black	M/NF1	0
C	06	4" Cove Base & mastic; Black	M/NF1	0
D	07	Tile Cove Base Adhesive	M/NF1	0
D	08	Tile Cove Base Adhesive	M/NF1	0
E	09	Window Caulking	M/NF2	0
E	10	Window Caulking	M/NF2	0
F	11	Unfinished Drywall	M/NF2	0
F	12	Unfinished Drywall	M/NF2	0
G	13	Quarry Tile Thinset & Grout	M/NF2	0
G	14	Quarry Tile Thinset & Grout	M/NF2	0
H	15	Ceramic Wall Tile Adhesive & grout	M/NF2	0
H	16	Ceramic Wall Tile Adhesive & grout	M/NF2	0
I	17	Drywall System	M/NF2	0
I	18	Drywall System	M/NF2	0
I	19	Drywall System	M/NF2	0
J	20	Textured Wall Coating	M/NF2	0
J	21	Textured Wall Coating	M/NF2	0
K	22	Floor Mat Adhesive	M/NF2	0
K	23	Floor Mat Adhesive	M/NF2	0
L	24	Ceramic Floor Tile Adhesive & grout	M/NF2	0
L	25	Ceramic Floor Tile Adhesive & grout	M/NF2	0
M	26	2'x2' Ceiling Panel; Pockmark, Pinhole	M	0
M	27	2'x2' Ceiling Panel; Pockmark, Pinhole	M	0
N	28	Drywall System; Ceiling	M/NF2	0
N	29	Drywall System; Ceiling	M/NF2	0
O	30	Ceramic Wall Tile Adhesive & grout	M/NF2	0
O	31	Ceramic Wall Tile Adhesive & grout	M/NF2	0
P	32	Parapet Sealant	M/NF2	0
P	33	Parapet Sealant	M/NF2	0
Q	34	Roofing Material	M/NF1	0
Q	35	Roofing Material	M/NF1	0
R	36	Roof Flashing	M/NF1	0
R	37	Roof Flashing	M/NF1	0

Table 1 Summary of Results - Vacated Burger King, 175 East Erie Street, Painesville, Ohio

Group	ID # OH45852	MATERIAL DESCRIPTION	Material Type	RESULT
S	38	Roof Shingle System	M/NF1	0
S	39	Roof Shingle System	M/NF1	0
T	40	Roof Shingle System	M/NF1	0
T	41	Roof Shingle System	M/NF1	0
U	42	Window/Door Caulking	M/NF2	0
U	43	Window/Door Caulking	M/NF2	0

Group = Homogeneous Group identification

Material Type: S = Surfacing

T = Thermal System Insulation

M = Miscellaneous

NF1 = Non-Friable Category I

NF2 = Non-Friable Category II

Result: 0 = non-ACM

[+] = ACM

**Table 2. Summary of Waste Characterization Analysis for Lead
CT Consultants, Inc.
Vacated Burger King, 175 East Erie Street, Painesville, Ohio**

December 8, 2023 Sampling

Sample ID	Materials	TCLP Lead
OH45852- 01 Pb	Demolition Debris	< 0.10

TCLP = Toxicity Characteristic Leaching Procedure

Results for TCLP Lead expressed in milligrams per liter (mg/l).

‡ = concentration exceeds TCLP Hazardous Waste Characteristic

Demolition Debris sample composite of various painted/unpainted interior & exterior materials



EA GROUP

Environmental Analysis
and Management

APPENDIX A

Asbestos Inspection Data Sheet(s)

General Sample Location Schematic(s)

ASBESTOS INSPECTION DATA SHEET KEY

Client and Project:	Information provided by either Work Order or Scope of Work
Building:	Name or address of building.
Functional Space:	A room, group of rooms, or homogeneous area designated by the inspector to prepare management plans, design abatement projects, or conduct response actions.
Location:	Location of homogeneous material being sampled or occurrence of homogeneous material.
Group:-	An arbitrary designation (number or letter) assigned to each homogeneous material (material that is uniform in color and texture, serves the same function, and was installed at the same time) encountered during sampling.
ID #:	A sample number assigned by the inspector which begins with the work order number (OHXXXXX) at the top of the column and then a unique sample number for each sample. May include an additional suffix (e.g., building ID, sampling date).
Material Description:	Distinguishing characteristics that may include system type, function, size, color, shape etc.
Quantity:	Defined as square feet (SF) [default], linear feet (LF), or individual number of fittings or miscellaneous items, each (EA)
Material Type:	Abbreviations provided on the form as: S Surfacing Material (troweled or sprayed-on) T Thermal System Insulation (TSI) M Miscellaneous (Friable, unless otherwise noted): NF1 - Non-friable Category I NF2 - Non-friable Category II
Material Condition:	Typically noted only for general surveys (e.g., for O&M planning purposes). ND No Damage. The material is in visibly good condition with no apparent/obvious damage. D Damage. Material has damage to less than 10% of the entire homogeneous group or less than 25% of a localized section of the homogeneous group. SD Significant Damage. Material has damage to greater than 10% of the entire homogeneous group or greater than 25% of a localized section of the homogeneous group.
Friable:	When dry, an asbestos-containing material [ACM] is considered friable if it can be crumbled, pulverized, or reduced to powder by <i>hand pressure</i>
Result:	0 = material determined to be non-ACM (no asbestos); [+] = material determined to contain a regulated amount of asbestos (confirmed ACM) Additional notations may be included for specific samples or materials for further clarification, which would be defined under "Comments"

ASBESTOS INSPECTION DATA SHEET

Client: CT Consultants, Inc.		175 East Erie Street, Painesville, Ohio		Building: Vacated Burger King					
Project: Pre-Demolition Asbestos Survey		Functional Space: As Indicated							
LOCATION	Group	ID #	MATERIAL DESCRIPTION	Quantity	Material Type Cond	FRIABLE	RESULT	NOTES	
Walk-Ins									
Dry Storage	A	01	2'x4' Ceiling Panel; Gypsum Board				0	NO SUSPECT ACM	
	B	03	FRP Adhesive				0		
	B	04	FRP Adhesive				0		
	C	05	4" Cove Base & mastic; Black				0		
	C	06	4" Cove Base & mastic; Black				0		
	D	07	Tile Cove Base Adhesive				0		
Kitchen	E	09	Window Caulking				0		
	F	11	Unfinished Drywall				0		
	G	---	Quarry Tile Thinset & Grout				0		
	A	02	2'x4' Ceiling Panel; Gypsum Board				0		
	D	08	Tile Cove Base Adhesive				0		
				COMMENTS:					
	MATERIALS: TYPE: S - Surfacing T - Thermal M - Miscellaneous NF1 - Non-friable Cat. I NF2 - Non-friable Cat. II N/S = not suspect CONDITION: [if relevant] ND - No Damage D - Damage SD - Significant Damage			QUANTITY = Square Feet unless noted LF = Linear Feet; EA = each NQ = not quantified FRIABLE: Y = Regulated ACM (RACM) by definition N = not RACM by definition NF1/NF2 may be friable due to condition or may become friable during reno/demo RESULT: 0 - Non-ACM [+] = ACM [no other assessment required] B = Verified by layering/point counting					
	EA GROUP 7118 Industrial Park Blvd. Mentor, OH 44060-5314 (440) 951-3514			EAG Technician(s): Christopher Hatfield		ES 35398		EAG OH45852	
			Survey Date(s): December 8, 2023		Page 1 of 5				

ASBESTOS INSPECTION DATA SHEET

Client: CT Consultants, Inc.		175 East Erie Street, Painesville, Ohio		Building: Vacated Burger King			
Project: Pre-Demolition Asbestos Survey				Functional Space: As Indicated			
LOCATION	Group	ID #	MATERIAL DESCRIPTION	Quantity	Material		NOTES
					Type	Cond	
Kitchen	E	10	Window Caulking				0
	F	12	Unfinished Drywall				0
	G	---	Quarry Tile Thinset & Grout				0
	H	15	Ceramic Wall Tile Adhesive & grout				0
	H	16	Ceramic Wall Tile Adhesive & grout				0
	A	---	2'x4' Ceiling Panel; Gypsum Board				0
Office	B	---	FRP Adhesive				0
	G	---	Quarry Tile Thinset & Grout				0
	A	---	2'x4' Ceiling Panel; Gypsum Board				0
Back Hall	B	---	FRP Adhesive				0
	G	13	Quarry Tile Thinset & Grout				0
			COMMENTS:				
MATERIALS: TYPE: S - Surfacing T - Thermal M - Miscellaneous NF1 - Non-friable Cat. I NF2 - Non-friable Cat. II N/S = not suspect CONDITION: [if relevant] ND - No Damage D - Damage SD - Significant Damage			QUANTITY = Square Feet unless noted LF = Linear Feet; EA = each NQ = not quantified FRIABLE: Y = Regulated ACM (RACM) by definition N = not RACM by definition NF1/NF2 may be friable due to condition or may become friable during reno/demo RESULT: O - Non-ACM [+] = ACM [no other assessment required] B = Verified by layering/point counting				
EA GROUP 7118 Industrial Park Blvd. Mentor, OH 44060-5314 (440) 951-3514			EAG Technician(s): Christopher Hatfield		ES 35398		EAG OH45852
			Survey Date(s): December 8, 2023		Page 2 of 5		

ASBESTOS INSPECTION DATA SHEET

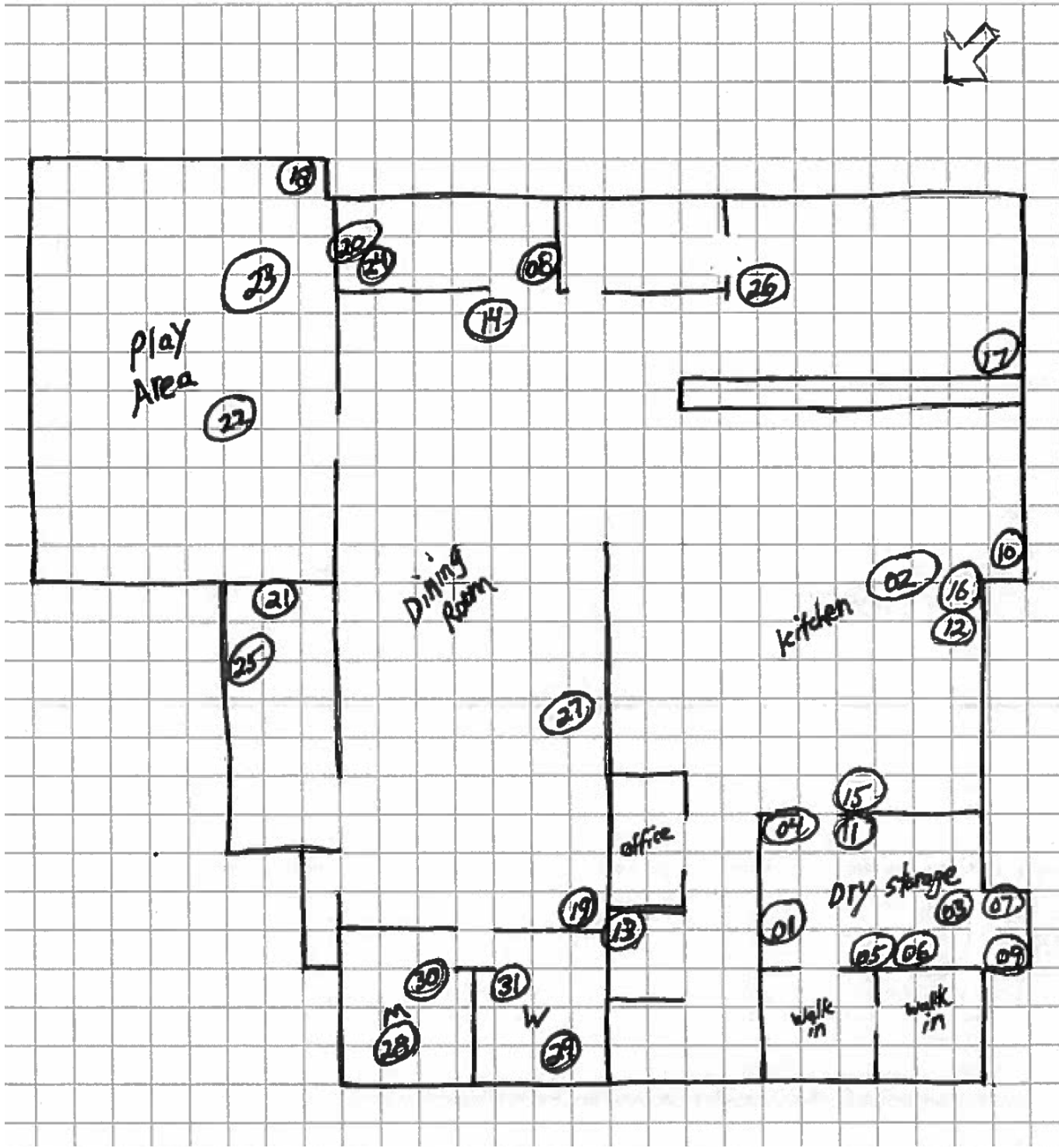
Client: CT Consultants, Inc.		175 East Erie Street, Painesville, Ohio		Building: Vacated Burger King					
Project: Pre-Demolition Asbestos Survey				Functional Space: As Indicated					
LOCATION	Group	ID #	MATERIAL DESCRIPTION	Quantity	Material		RESULT	NOTES	
					Type	Cond			
Dining Room & Vestibules	D	---	Tile Cove Base Adhesive				0		
	G	14	Quarry Tile Thinset & Grout				0		
	I	17	Drywall System				0		
	I	19	Drywall System				0		
	J	20	Textured Wall Coating				0		
	J	21	Textured Wall Coating				0		
	L	24	Ceramic Floor Tile Adhesive & grout				0		
	L	25	Ceramic Floor Tile Adhesive & grout				0		
	M	26	2'x2' Ceiling Panel; Pockmark, Pinhole				0		
	M	27	2'x2' Ceiling Panel; Pockmark, Pinhole				0		
	D	---		Tile Cove Base Adhesive				0	
	G	---		Quarry Tile Thinset & Grout				0	
	Play Area								
<p>MATERIALS:</p> <p>TYPE:</p> <p>S - Surfacing</p> <p>T - Thermal</p> <p>M - Miscellaneous</p> <p>NF1 - Non-friable Cat. I</p> <p>NF2 - Non-friable Cat. II</p> <p>N/S = not suspect</p> <p>CONDITION: [if relevant]</p> <p>ND - No Damage</p> <p>D - Damage</p> <p>SD - Significant Damage</p>		<p>QUANTITY = Square Feet unless noted</p> <p>LF = Linear Feet; EA = each</p> <p>NQ = not quantified</p> <p>FRIABLE:</p> <p>Y = Regulated ACM (RACM) by definition</p> <p>N = not RACM by definition</p> <p>NF1/NF2 may be friable due to condition or may become friable during reno/demo</p> <p>RESULT:</p> <p>O - Non-ACM</p> <p>[+] = ACM [no other assessment required]</p> <p>B = Verified by layering/point counting</p>							
<p>EA GROUP</p> <p>7118 Industrial Park Blvd.</p> <p>Mentor, OH 44060-5314</p> <p>(440) 951-3514</p>		EAG Technician(s): Christopher Hatfield		ES 35398		EAG OH45852			
		Survey Date(s): December 8, 2023					Page 3 of 5		

ASBESTOS INSPECTION DATA SHEET

Client: CT Consultants, Inc.		175 East Erie Street, Painesville, Ohio		Building: Vacated Burger King					
Project: Pre-Demolition Asbestos Survey				Functional Space: As Indicated					
LOCATION	Group	ID #	MATERIAL DESCRIPTION	Quantity	Material		RESULT	NOTES	
					Type	Cond			
Play Area	I	18	Drywall System				0		
	K	22	Floor Mat Adhesive				0		
	K	23	Floor Mat Adhesive				0		
	M	---	2'x2' Ceiling Panel; Pockmark, Pinhole				0		
	G	---	Quarry Tile Thinset & Grout				0		
Restrooms	N	28	Drywall System; Ceiling				0		
	N	29	Drywall System; Ceiling				0		
	O	30	Ceramic Wall Tile Adhesive & grout				0		
Exterior	O	31	Ceramic Wall Tile Adhesive & grout				0		
	P	32	Parapet Sealant				0		
	P	33	Parapet Sealant				0		
	Q	34	Roofing Material				0		
	Q	35	Roofing Material				0		
MATERIALS:		QUANTITY = Square Feet unless noted						COMMENTS:	
TYPE:		LF = Linear Feet; EA = each							
S - Surfacing		NQ = not quantified							
T - Thermal		FRIABLE:							
M - Miscellaneous		Y = Regulated ACM (RACM) by definition							
NF1 - Non-friable Cat. I		N = not RACM by definition							
NF2 - Non-friable Cat. II		NF1/NF2 may be friable due to condition							
N/S = not suspect		or may become friable during reno/demo							
CONDITION: [if relevant]		RESULT:							
ND - No Damage		O - Non-ACM							
D - Damage		[+] = ACM [no other assessment required]							
SD - Significant Damage		B = Verified by layering/point counting							
EA GROUP		EAG Technician(s): Christopher Hatfield		ES 35398		EAG OH45852			
7118 Industrial Park Blvd. Mentor, OH 44060-5314 (440) 951-3514		Survey Date(s): December 8, 2023				Page 4 of 5			

ASBESTOS INSPECTION DATA SHEET

Client: CT Consultants, Inc.		175 East Erie Street, Painesville, Ohio		Building: Vacated Burger King					
Project: Pre-Demolition Asbestos Survey				Functional Space: As Indicated					
LOCATION	Group	ID #	MATERIAL DESCRIPTION	Quantity	Material		RESULT	NOTES	
					Type	Cond			
Exterior	R	36	Roof Flashing				0		
	R	37	Roof Flashing				0		
	S	38	Roof Shingle System				0		
	S	39	Roof Shingle System				0		
	T	40	Roof Shingle System				0		
	T	41	Roof Shingle System				0		
	U	42	Window/Door Caulking				0		
	U	43	Window/Door Caulking				0		
			<u>COMMENTS:</u>						
			No slab vapor barrier or foundation waterproofing present						
<p>MATERIALS:</p> <p>TYPE:</p> <p>S - Surfacing</p> <p>T - Thermal</p> <p>M - Miscellaneous</p> <p>NF1 - Non-friable Cat. I</p> <p>NF2 - Non-friable Cat. II</p> <p>N/S = not suspect</p> <p>CONDITION: [if relevant]</p> <p>ND - No Damage</p> <p>D - Damage</p> <p>SD - Significant Damage</p>			<p>QUANTITY = Square Feet unless noted</p> <p>LF = Linear Feet; EA = each</p> <p>NQ = not quantified</p> <p>FRIABLE:</p> <p>Y = Regulated ACM (RACM) by definition</p> <p>N = not RACM by definition</p> <p>NF1/NF2 may be friable due to condition or may become friable during reno/demo</p> <p>RESULT:</p> <p>O - Non-ACM</p> <p>[+] = ACM [no other assessment required]</p> <p>B = Verified by layering/point counting</p>						
<p>EA GROUP</p> <p>7118 Industrial Park Blvd.</p> <p>Mentor, OH 44060-5314</p> <p>(440) 951-3514</p>			EAG Technician(s): Christopher Hatfield		ES 35398		EAG OH45852		
			Survey Date(s): December 8, 2023				Page 5 of 5		



DRAWING FOR GENERAL REFERENCE PURPOSES ONLY.
 ACTUAL ROOM CONFIGURATIONS MAY DIFFER FROM THOSE
 SHOWN; ANNOTATIONS BY EA GROUP.
 REFER TO SURVEY FOR DETAILS. NO SCALE.

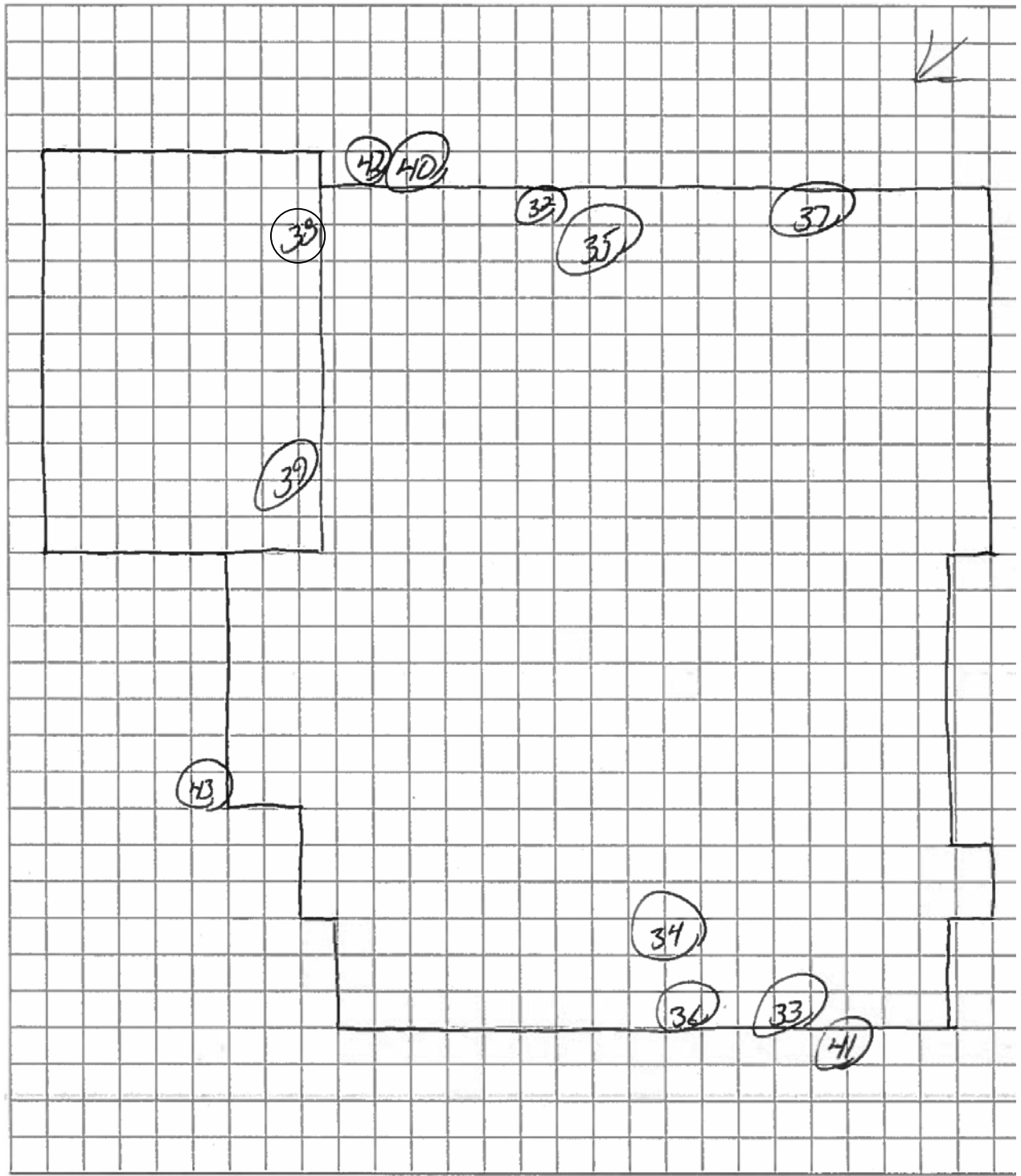


KEY

01 Asbestos Sample No. & General Location

Asbestos Sampling Locations Diagram

Vacated Burger King - Interior
 175 East Erie Street, Painesville, Ohio



DRAWING FOR GENERAL REFERENCE PURPOSES ONLY.
ACTUAL ROOM CONFIGURATIONS MAY DIFFER FROM THOSE
SHOWN; ANNOTATIONS BY EA GROUP.
REFER TO SURVEY FOR DETAILS. NO SCALE.



KEY

(01) Asbestos Sample No. & General Location

Asbestos Sampling Locations Diagram

Vacated Burger King - Exterior
175 East Erie Street, Painesville, Ohio



APPENDIX B

Laboratory Analytical Report(s)



CT Consultants, Inc.
8150 Sterling Ct.
Mentor, OH 44060
Bill Gallagher

Client Project: Pre-Demolition Survey Former Burger King
EA Group Workorder Number: 231200107
Received on December 8, 2023

The following analytical report contains results as requested for samples as received by EA Group. The results included in this report have been reviewed for compliance with the analytical methods indicated in this report. All data has been found to be compliant with accepted laboratory protocol, except as noted in the QC narrative. Industrial hygiene reports, air and/or surface concentrations results are based upon sampling information provided by the client. Analyst initials of REF indicate analysis performed at a subcontract facility.

If you have questions, comments or require further assistance regarding this report, please contact your client services representative or one of the individuals listed below.

Data or reporting:

Debbie Lauer - Lab Manager
dlauer@eagroupohio.com

Sample tracking, supplies:

Sample Receiving
sreceiving@eagroupohio.com

Invoice Related:

Bonnie Renbarger - Office Manager
brenbarger@eagroupohio.com

Reproduction of this report is prohibited except in its entirety. Unless noted, soil, sludge and sediment results are reported on dry weight basis. The "Sample Reporting Limit" is based on the method used for analysis and does not refer to any regulatory limit. These results relate only to the items tested.



EA GROUP

Environmental Analysis
and Management

Laboratory Analytical Report

CT Consultants, Inc.

8150 Sterling Ct.

Mentor, OH 44060

Attention:
Bill Gallagher

Project Identification

Pre-Demolition Survey Former Burger King

OH45852

Purchase Order:

EA Group

Order Number

2312-00107

Carl R. Eggebraaten
Microscopist

Deborah L. Lauer
Laboratory Manager

December 18, 2023



Project Summary

The following analytical report contains the results as requested for samples submitted to EA Group. The results included in this report have been reviewed for compliance with the analytical methods indicated in this report. All data have been found to be compliant with accepted laboratory protocol. Exceptions, if any, are noted below.

Sample Summary

Sample Receive Date: 12/ 8/2023

EAG	Client	EAG	Client
<u>Sample Identification</u>	<u>Sample Identification</u>	<u>Sample Identification</u>	<u>Sample Identification</u>
231200107-01A	OH45852-01	231200107-02A	OH45852-02
231200107-03A	OH45852-03	231200107-04A	OH45852-04
231200107-05A	OH45852-05	231200107-06A	OH45852-06
231200107-07A	OH45852-07	231200107-08A	OH45852-08
231200107-09A	OH45852-09	231200107-10A	OH45852-10
231200107-11A	OH45852-11	231200107-12A	OH45852-12
231200107-13A	OH45852-13	231200107-14A	OH45852-14
231200107-15A	OH45852-15	231200107-16A	OH45852-16
231200107-17A	OH45852-17	231200107-18A	OH45852-18
231200107-19A	OH45852-19	231200107-20A	OH45852-20
231200107-21A	OH45852-21	231200107-22A	OH45852-22
231200107-23A	OH45852-23	231200107-24A	OH45852-24
231200107-25A	OH45852-25	231200107-26A	OH45852-26
231200107-27A	OH45852-27	231200107-28A	OH45852-28
231200107-29A	OH45852-29	231200107-30A	OH45852-30
231200107-31A	OH45852-31	231200107-32A	OH45852-32
231200107-33A	OH45852-33	231200107-34A	OH45852-34
231200107-35A	OH45852-35	231200107-36A	OH45852-36
231200107-37A	OH45852-37	231200107-38A	OH45852-38
231200107-39A	OH45852-39	231200107-40A	OH45852-40
231200107-41A	OH45852-41	231200107-42A	OH45852-42
231200107-43A	OH45852-43		

Quality Control Narrative

This report contains data which was produced by a subcontracted laboratory

NVLAP Lab Code 101165-0 for Asbestos Analysis.

IATL, Inc.

9000 Commerce Parkway, Suite B

Mt. Laurel, NJ 08054

Reproduction of this report is prohibited except in its entirety. Unless noted, soil, sludge, and sediment results are reported on dry weight basis. The "Sample Reporting Limit" is based on the method used for analysis and does not refer to any regulatory limit.

CERTIFICATE OF ANALYSIS

Client: EA Group
7118 Industrial Park
Mentor OH 44060

Report Date: 12/13/2023
Report No.: 693590 - PLM
Project: OH45852
Project No.: 2312-107

Client: EAG482

PLM BULK SAMPLE ANALYSIS SUMMARY

Lab No.: 7704936	Analyst Observation: Brown/Off-White Drywall	Location:
Client No.: OH45852-01	Client Description:	Facility:
<u>Percent Asbestos:</u> <i>None Detected</i>	<u>Percent Non-Asbestos Fibrous Material:</u> 10 Cellulose 10 Fibrous Glass	<u>Percent Non-Fibrous Material:</u> 80

Lab No.: 7704937	Analyst Observation: Brown/Off-White Drywall	Location:
Client No.: OH45852-02	Client Description:	Facility:
<u>Percent Asbestos:</u> <i>None Detected</i>	<u>Percent Non-Asbestos Fibrous Material:</u> 10 Cellulose 10 Fibrous Glass	<u>Percent Non-Fibrous Material:</u> 80


Lab No.: 7704938	Analyst Observation: Yellow Mastic	Location:
Client No.: OH45852-03	Client Description:	Facility:
<u>Percent Asbestos:</u> <i>None Detected</i>	<u>Percent Non-Asbestos Fibrous Material:</u> None Detected	<u>Percent Non-Fibrous Material:</u> 100


Lab No.: 7704939	Analyst Observation: Yellow Mastic	Location:
Client No.: OH45852-04	Client Description:	Facility:
<u>Percent Asbestos:</u> <i>None Detected</i>	<u>Percent Non-Asbestos Fibrous Material:</u> None Detected	<u>Percent Non-Fibrous Material:</u> 100

Lab No.: 7704940	Analyst Observation: Black Cove Base	Location:
Client No.: OH45852-05	Client Description:	Facility:
<u>Percent Asbestos:</u> <i>None Detected</i>	<u>Percent Non-Asbestos Fibrous Material:</u> None Detected	<u>Percent Non-Fibrous Material:</u> 100

Lab No.: 7704940(L2)	Analyst Observation: Clear Mastic	Location:
Client No.: OH45852-05	Client Description:	Facility:
<u>Percent Asbestos:</u> <i>None Detected</i>	<u>Percent Non-Asbestos Fibrous Material:</u> None Detected	<u>Percent Non-Fibrous Material:</u> 100

Please refer to the Appendix of this report for further information regarding your analysis.

Date Received: 12/12/2023
Date Analyzed: 12/13/2023
Signature: 
Analyst: Dean Andrews

Approved By: 
Frank E. Ehrenfeld, III
Laboratory Director

CERTIFICATE OF ANALYSIS

Client: EA Group
7118 Industrial Park
Mentor OH 44060

Report Date: 12/13/2023
Report No.: 693590 - PLM
Project: OH45852
Project No.: 2312-107

Client: EAG482

PLM BULK SAMPLE ANALYSIS SUMMARY

Lab No.: 7704940(L3)	Analyst Observation: Cream Mastic	Location:
Client No.: OH45852-05	Client Description:	Facility:
<u>Percent Asbestos:</u> <i>None Detected</i>	<u>Percent Non-Asbestos Fibrous Material:</u> None Detected	<u>Percent Non-Fibrous Material:</u> 100

Lab No.: 7704941	Analyst Observation: Black Cove Base	Location:
Client No.: OH45852-06	Client Description:	Facility:
<u>Percent Asbestos:</u> <i>None Detected</i>	<u>Percent Non-Asbestos Fibrous Material:</u> None Detected	<u>Percent Non-Fibrous Material:</u> 100


Lab No.: 7704941(L2)	Analyst Observation: Clear Mastic	Location:
Client No.: OH45852-06	Client Description:	Facility:
<u>Percent Asbestos:</u> <i>None Detected</i>	<u>Percent Non-Asbestos Fibrous Material:</u> None Detected	<u>Percent Non-Fibrous Material:</u> 100


Lab No.: 7704941(L3)	Analyst Observation: Cream Mastic	Location:
Client No.: OH45852-06	Client Description:	Facility:
<u>Percent Asbestos:</u> <i>None Detected</i>	<u>Percent Non-Asbestos Fibrous Material:</u> None Detected	<u>Percent Non-Fibrous Material:</u> 100

Lab No.: 7704942	Analyst Observation: Cream Mastic	Location:
Client No.: OH45852-07	Client Description:	Facility:
<u>Percent Asbestos:</u> <i>None Detected</i>	<u>Percent Non-Asbestos Fibrous Material:</u> None Detected	<u>Percent Non-Fibrous Material:</u> 100

Lab No.: 7704943	Analyst Observation: Cream Mastic	Location:
Client No.: OH45852-08	Client Description:	Facility:
<u>Percent Asbestos:</u> <i>None Detected</i>	<u>Percent Non-Asbestos Fibrous Material:</u> None Detected	<u>Percent Non-Fibrous Material:</u> 100

Please refer to the Appendix of this report for further information regarding your analysis.

Date Received: 12/12/2023
Date Analyzed: 12/13/2023
Signature: 
Analyst: Dean Andrews

Approved By: 
Frank E. Ehrenfeld, III
Laboratory Director

CERTIFICATE OF ANALYSIS

Client: EA Group
7118 Industrial Park
Mentor OH 44060

Report Date: 12/13/2023
Report No.: 693590 - PLM
Project: OH45852
Project No.: 2312-107

Client: EAG482

PLM BULK SAMPLE ANALYSIS SUMMARY

Lab No.: 7704944
Client No.: OH45852-09
Analyst Observation: Black Non-Fibrous
Client Description:
Location:
Facility:
Percent Asbestos: Percent Non-Asbestos Fibrous Material: Percent Non-Fibrous Material:
None Detected None Detected 100

Lab No.: 7704945
Client No.: OH45852-10
Analyst Observation: Black Non-Fibrous
Client Description:
Location:
Facility:
Percent Asbestos: Percent Non-Asbestos Fibrous Material: Percent Non-Fibrous Material:
None Detected None Detected 100


Lab No.: 7704946
Client No.: OH45852-11
Analyst Observation: Brown/Off-White Drywall
Client Description:
Location:
Facility:
Percent Asbestos: Percent Non-Asbestos Fibrous Material: Percent Non-Fibrous Material:
None Detected 10 Cellulose 80
10 Fibrous Glass


Lab No.: 7704947
Client No.: OH45852-12
Analyst Observation: Brown/Off-White Drywall
Client Description:
Location:
Facility:
Percent Asbestos: Percent Non-Asbestos Fibrous Material: Percent Non-Fibrous Material:
None Detected 10 Cellulose 85
5 Fibrous Glass

Lab No.: 7704948
Client No.: OH45852-13
Analyst Observation: Orange Brick
Client Description:
Location:
Facility:
Percent Asbestos: Percent Non-Asbestos Fibrous Material: Percent Non-Fibrous Material:
None Detected None Detected 100

Lab No.: 7704948(L2)
Client No.: OH45852-13
Analyst Observation: Grey Mortar
Client Description:
Location:
Facility:
Percent Asbestos: Percent Non-Asbestos Fibrous Material: Percent Non-Fibrous Material:
None Detected None Detected 100

Please refer to the Appendix of this report for further information regarding your analysis.

Date Received: 12/12/2023
Date Analyzed: 12/13/2023
Signature: 
Analyst: Dean Andrews

Approved By: 
Frank E. Ehrenfeld, III
Laboratory Director

CERTIFICATE OF ANALYSIS

Client: EA Group
7118 Industrial Park
Mentor OH 44060

Report Date: 12/13/2023
Report No.: 693590 - PLM
Project: OH45852
Project No.: 2312-107

Client: EAG482

PLM BULK SAMPLE ANALYSIS SUMMARY

Lab No.: 7704948(L3)	Analyst Observation: Dk Red Grout	Location:
Client No.: OH45852-13	Client Description:	Facility:
<u>Percent Asbestos:</u>	<u>Percent Non-Asbestos Fibrous Material:</u>	<u>Percent Non-Fibrous Material:</u>
<i>None Detected</i>	None Detected	100

Lab No.: 7704949	Analyst Observation: Grey Mortar	Location:
Client No.: OH45852-14	Client Description:	Facility:
<u>Percent Asbestos:</u>	<u>Percent Non-Asbestos Fibrous Material:</u>	<u>Percent Non-Fibrous Material:</u>
<i>None Detected</i>	None Detected	100

Lab No.: 7704949(L2)	Analyst Observation: Dk Red Grout	Location:
Client No.: OH45852-14	Client Description:	Facility:
<u>Percent Asbestos:</u>	<u>Percent Non-Asbestos Fibrous Material:</u>	<u>Percent Non-Fibrous Material:</u>
<i>None Detected</i>	None Detected	100


Lab No.: 7704950	Analyst Observation: Yellow Mastic	Location:
Client No.: OH45852-15	Client Description:	Facility:
<u>Percent Asbestos:</u>	<u>Percent Non-Asbestos Fibrous Material:</u>	<u>Percent Non-Fibrous Material:</u>
<i>None Detected</i>	None Detected	100


Lab No.: 7704950(L2)	Analyst Observation: White Sealant	Location:
Client No.: OH45852-15	Client Description:	Facility:
<u>Percent Asbestos:</u>	<u>Percent Non-Asbestos Fibrous Material:</u>	<u>Percent Non-Fibrous Material:</u>
<i>None Detected</i>	None Detected	100

Layers not separable.

Lab No.: 7704951	Analyst Observation: Yellow Mastic	Location:
Client No.: OH45852-16	Client Description:	Facility:
<u>Percent Asbestos:</u>	<u>Percent Non-Asbestos Fibrous Material:</u>	<u>Percent Non-Fibrous Material:</u>
<i>None Detected</i>	None Detected	100

Please refer to the Appendix of this report for further information regarding your analysis.

Date Received: 12/12/2023
Date Analyzed: 12/13/2023
Signature: 
Analyst: Dean Andrews

Approved By: 
Frank E. Ehrenfeld, III
Laboratory Director

CERTIFICATE OF ANALYSIS

Client: EA Group
7118 Industrial Park
Mentor OH 44060

Report Date: 12/13/2023
Report No.: 693590 - PLM
Project: OH45852
Project No.: 2312-107

Client: EAG482

PLM BULK SAMPLE ANALYSIS SUMMARY

Lab No.: 7704951(L2)	Analyst Observation: Off-White Joint Compound	Location:
Client No.: OH45852-16	Client Description:	Facility:
<u>Percent Asbestos:</u> <i>None Detected</i>	<u>Percent Non-Asbestos Fibrous Material:</u> None Detected	<u>Percent Non-Fibrous Material:</u> 100

Lab No.: 7704952	Analyst Observation: Brown/Off-White Drywall	Location:
Client No.: OH45852-17	Client Description:	Facility:
<u>Percent Asbestos:</u> <i>None Detected</i>	<u>Percent Non-Asbestos Fibrous Material:</u> 10 Cellulose 5 Fibrous Glass	<u>Percent Non-Fibrous Material:</u> 85


Lab No.: 7704952(L2)	Analyst Observation: Off-White Joint Compound	Location:
Client No.: OH45852-17	Client Description:	Facility:
<u>Percent Asbestos:</u> <i>None Detected</i>	<u>Percent Non-Asbestos Fibrous Material:</u> None Detected	<u>Percent Non-Fibrous Material:</u> 100


Lab No.: 7704952(L3)	Analyst Observation: Off-White Joint Compound	Location:
Client No.: OH45852-17	Client Description:	Facility:
<u>Percent Asbestos:</u> <i>None Detected</i>	<u>Percent Non-Asbestos Fibrous Material:</u> None Detected	<u>Percent Non-Fibrous Material:</u> 100

Lab No.: 7704953	Analyst Observation: Brown/Off-White Drywall	Location:
Client No.: OH45852-18	Client Description:	Facility:
<u>Percent Asbestos:</u> <i>None Detected</i>	<u>Percent Non-Asbestos Fibrous Material:</u> None Detected	<u>Percent Non-Fibrous Material:</u> 100

Lab No.: 7704953(L2)	Analyst Observation: White Joint Compound	Location:
Client No.: OH45852-18	Client Description:	Facility:
<u>Percent Asbestos:</u> <i>None Detected</i>	<u>Percent Non-Asbestos Fibrous Material:</u> None Detected	<u>Percent Non-Fibrous Material:</u> 100

Please refer to the Appendix of this report for further information regarding your analysis.

Date Received: 12/12/2023
Date Analyzed: 12/13/2023
Signature: 
Analyst: Dean Andrews

Approved By: 
Frank E. Ehrenfeld, III
Laboratory Director

CERTIFICATE OF ANALYSIS

Client: EA Group 7118 Industrial Park Mentor OH 44060	Report Date: 12/13/2023 Report No.: 693590 - PLM Project: OH45852 Project No.: 2312-107
Client: EAG482	

PLM BULK SAMPLE ANALYSIS SUMMARY

Lab No.: 7704953(L3) Client No.: OH45852-18	Analyst Observation: White Joint Compound Client Description:	Location: Facility:
<u>Percent Asbestos:</u> <i>None Detected</i>	<u>Percent Non-Asbestos Fibrous Material:</u> None Detected	<u>Percent Non-Fibrous Material:</u> 100
Lab No.: 7704954 Client No.: OH45852-19	Analyst Observation: Brown/Off-White Drywall Client Description:	Location: Facility:
<u>Percent Asbestos:</u> <i>None Detected</i>	<u>Percent Non-Asbestos Fibrous Material:</u> 10 Cellulose 5 Fibrous Glass	<u>Percent Non-Fibrous Material:</u> 85
Lab No.: 7704954(L2) Client No.: OH45852-19	Analyst Observation: Off-White Joint Compound Client Description:	Location: Facility:
<u>Percent Asbestos:</u> <i>None Detected</i>	<u>Percent Non-Asbestos Fibrous Material:</u> None Detected	<u>Percent Non-Fibrous Material:</u> 100
Lab No.: 7704954(L3) Client No.: OH45852-19	Analyst Observation: Off-White Joint Compound Client Description:	Location: Facility:
<u>Percent Asbestos:</u> <i>None Detected</i>	<u>Percent Non-Asbestos Fibrous Material:</u> None Detected	<u>Percent Non-Fibrous Material:</u> 100
Lab No.: 7704955 Client No.: OH45852-20	Analyst Observation: Lt Grey/White Cementitious Client Description:	Location: Facility:
<u>Percent Asbestos:</u> <i>None Detected</i>	<u>Percent Non-Asbestos Fibrous Material:</u> 5 Fibrous Glass	<u>Percent Non-Fibrous Material:</u> 95
Lab No.: 7704955(L2) Client No.: OH45852-20	Analyst Observation: Red Cementitious Client Description:	Location: Facility:
<u>Percent Asbestos:</u> <i>None Detected</i>	<u>Percent Non-Asbestos Fibrous Material:</u> None Detected	<u>Percent Non-Fibrous Material:</u> 100

Please refer to the Appendix of this report for further information regarding your analysis.

Date Received: 12/12/2023
Date Analyzed: 12/13/2023
Signature:
Analyst: Dean Andrews

Approved By:
Frank E. Ehrenfeld, III
Laboratory Director

CERTIFICATE OF ANALYSIS

Client: EA Group
7118 Industrial Park
Mentor OH 44060

Report Date: 12/13/2023
Report No.: 693590 - PLM
Project: OH45852
Project No.: 2312-107

Client: EAG482

PLM BULK SAMPLE ANALYSIS SUMMARY

Lab No.: 7704956 **Analyst Observation:** White/Grey Cementitious
Client No.: OH45852-21 **Client Description:**
Percent Asbestos: Percent Non-Asbestos Fibrous Material: Location:
None Detected None Detected 100

Lab No.: 7704956(L2) **Analyst Observation:** Lt Brown Fibrous
Client No.: OH45852-21 **Client Description:**
Percent Asbestos: Percent Non-Asbestos Fibrous Material: Location:
None Detected 98 Fibrous Glass 2


Lab No.: 7704957 **Analyst Observation:** Yellow Mastic
Client No.: OH45852-22 **Client Description:**
Percent Asbestos: Percent Non-Asbestos Fibrous Material: Location:
None Detected None Detected 100


Lab No.: 7704957(L2) **Analyst Observation:** Lt Grey Cementitious
Client No.: OH45852-22 **Client Description:**
Percent Asbestos: Percent Non-Asbestos Fibrous Material: Location:
None Detected None Detected 100

Lab No.: 7704957(L3) **Analyst Observation:** Yellow Mastic
Client No.: OH45852-22 **Client Description:**
Percent Asbestos: Percent Non-Asbestos Fibrous Material: Location:
None Detected None Detected 100

Lab No.: 7704958 **Analyst Observation:** Yellow Mastic
Client No.: OH45852-23 **Client Description:**
Percent Asbestos: Percent Non-Asbestos Fibrous Material: Location:
None Detected None Detected 100

Please refer to the Appendix of this report for further information regarding your analysis.

Date Received: 12/12/2023
Date Analyzed: 12/13/2023
Signature: 
Analyst: Dean Andrews

Approved By: 
Frank E. Ehrenfeld, III
Laboratory Director

CERTIFICATE OF ANALYSIS

Client: EA Group
7118 Industrial Park
Mentor OH 44060

Report Date: 12/13/2023
Report No.: 693590 - PLM
Project: OH45852
Project No.: 2312-107

Client: EAG482

PLM BULK SAMPLE ANALYSIS SUMMARY

Lab No.: 7704959
Client No.: OH45852-24
Analyst Observation: Lt Black Cementitious
Client Description:
Location:
Facility:
Percent Asbestos:
None Detected
Percent Non-Asbestos Fibrous Material:
None Detected
Percent Non-Fibrous Material:
100

Lab No.: 7704959(L2)
Client No.: OH45852-24
Analyst Observation: Grey Cementitious
Client Description:
Location:
Facility:
Percent Asbestos:
None Detected
Percent Non-Asbestos Fibrous Material:
None Detected
Percent Non-Fibrous Material:
100


Lab No.: 7704959(L3)
Client No.: OH45852-24
Analyst Observation: Yellow Mastic
Client Description:
Location:
Facility:
Percent Asbestos:
None Detected
Percent Non-Asbestos Fibrous Material:
None Detected
Percent Non-Fibrous Material:
100


Lab No.: 7704960
Client No.: OH45852-25
Analyst Observation: Lt Black Cementitious
Client Description:
Location:
Facility:
Percent Asbestos:
None Detected
Percent Non-Asbestos Fibrous Material:
None Detected
Percent Non-Fibrous Material:
100

Lab No.: 7704960(L2)
Client No.: OH45852-25
Analyst Observation: Grey Cementitious
Client Description:
Location:
Facility:
Percent Asbestos:
None Detected
Percent Non-Asbestos Fibrous Material:
None Detected
Percent Non-Fibrous Material:
100

Lab No.: 7704960(L3)
Client No.: OH45852-25
Analyst Observation: Yellow Mastic
Client Description:
Location:
Facility:
Percent Asbestos:
None Detected
Percent Non-Asbestos Fibrous Material:
None Detected
Percent Non-Fibrous Material:
100

Please refer to the Appendix of this report for further information regarding your analysis.

Date Received: 12/12/2023
Date Analyzed: 12/13/2023
Signature: 
Analyst: Dean Andrews

Approved By: 
Frank E. Ehrenfeld, III
Laboratory Director

CERTIFICATE OF ANALYSIS

Client: EA Group
7118 Industrial Park
Mentor OH 44060

Report Date: 12/13/2023
Report No.: 693590 - PLM
Project: OH45852
Project No.: 2312-107

Client: EAG482

PLM BULK SAMPLE ANALYSIS SUMMARY

Lab No.: 7704961
Client No.: OH45852-26
Analyst Observation: White Ceiling Tile
Client Description:
Location:
Facility:
Percent Asbestos: *None Detected*
Percent Non-Asbestos Fibrous Material:
60 Fibrous Glass
30 Cellulose
Percent Non-Fibrous Material:
10

Lab No.: 7704962
Client No.: OH45852-27
Analyst Observation: White Ceiling Tile
Client Description:
Location:
Facility:
Percent Asbestos: *None Detected*
Percent Non-Asbestos Fibrous Material:
60 Fibrous Glass
30 Cellulose
Percent Non-Fibrous Material:
10

Lab No.: 7704963
Client No.: OH45852-28
Analyst Observation: Brown/Off-White Drywall
Client Description:
Location:
Facility:
Percent Asbestos: *None Detected*
Percent Non-Asbestos Fibrous Material:
10 Cellulose
5 Fibrous Glass
Percent Non-Fibrous Material:
85

Lab No.: 7704963(L2)
Client No.: OH45852-28
Analyst Observation: Tan Joint Compound
Client Description:
Location:
Facility:
Percent Asbestos: *None Detected*
Percent Non-Asbestos Fibrous Material:
None Detected
Percent Non-Fibrous Material:
100

Lab No.: 7704963(L3)
Client No.: OH45852-28
Analyst Observation: Off-White Joint Compound
Client Description:
Location:
Facility:
Percent Asbestos: *None Detected*
Percent Non-Asbestos Fibrous Material:
None Detected
Percent Non-Fibrous Material:
100

Lab No.: 7704964
Client No.: OH45852-29
Analyst Observation: Brown/Off-White Drywall
Client Description:
Location:
Facility:
Percent Asbestos: *None Detected*
Percent Non-Asbestos Fibrous Material:
10 Cellulose
5 Fibrous Glass
Percent Non-Fibrous Material:
85

Please refer to the Appendix of this report for further information regarding your analysis.

Date Received: 12/12/2023
Date Analyzed: 12/13/2023
Signature:
Analyst: Dean Andrews

Approved By:
Frank E. Ehrenfeld, III
Laboratory Director

CERTIFICATE OF ANALYSIS

Client: EA Group
7118 Industrial Park
Mentor OH 44060

Report Date: 12/13/2023
Report No.: 693590 - PLM
Project: OH45852
Project No.: 2312-107

Client: EAG482

PLM BULK SAMPLE ANALYSIS SUMMARY

Lab No.: 7704964(L2)	Analyst Observation: Tan Joint Compound	Location:
Client No.: OH45852-29	Client Description:	Facility:
<u>Percent Asbestos:</u>	<u>Percent Non-Asbestos Fibrous Material:</u>	<u>Percent Non-Fibrous Material:</u>
<i>None Detected</i>	None Detected	100

Lab No.: 7704964(L3)	Analyst Observation: Off-White Joint Compound	Location:
Client No.: OH45852-29	Client Description:	Facility:
<u>Percent Asbestos:</u>	<u>Percent Non-Asbestos Fibrous Material:</u>	<u>Percent Non-Fibrous Material:</u>
<i>None Detected</i>	None Detected	100


Lab No.: 7704965	Analyst Observation: Yellow Mastic	Location:
Client No.: OH45852-30	Client Description:	Facility:
<u>Percent Asbestos:</u>	<u>Percent Non-Asbestos Fibrous Material:</u>	<u>Percent Non-Fibrous Material:</u>
<i>None Detected</i>	None Detected	100


Lab No.: 7704965(L2)	Analyst Observation: Tan Joint Compound	Location:
Client No.: OH45852-30	Client Description:	Facility:
<u>Percent Asbestos:</u>	<u>Percent Non-Asbestos Fibrous Material:</u>	<u>Percent Non-Fibrous Material:</u>
<i>None Detected</i>	None Detected	100

Lab No.: 7704965(L3)	Analyst Observation: White Plaster	Location:
Client No.: OH45852-30	Client Description:	Facility:
<u>Percent Asbestos:</u>	<u>Percent Non-Asbestos Fibrous Material:</u>	<u>Percent Non-Fibrous Material:</u>
<i>None Detected</i>	None Detected	100

Lab No.: 7704966	Analyst Observation: Yellow Mastic	Location:
Client No.: OH45852-31	Client Description:	Facility:
<u>Percent Asbestos:</u>	<u>Percent Non-Asbestos Fibrous Material:</u>	<u>Percent Non-Fibrous Material:</u>
<i>None Detected</i>	None Detected	100

Please refer to the Appendix of this report for further information regarding your analysis.

Date Received: 12/12/2023
Date Analyzed: 12/13/2023
Signature: 
Analyst: Dean Andrews

Approved By: 
Frank E. Ehrenfeld, III
Laboratory Director

CERTIFICATE OF ANALYSIS

Client: EA Group
7118 Industrial Park
Mentor OH 44060

Report Date: 12/13/2023
Report No.: 693590 - PLM
Project: OH45852
Project No.: 2312-107

Client: EAG482

PLM BULK SAMPLE ANALYSIS SUMMARY

Lab No.: 7704966(L2)	Analyst Observation: Tan Joint Compound	Location:
Client No.: OH45852-31	Client Description:	Facility:
<u>Percent Asbestos:</u>	<u>Percent Non-Asbestos Fibrous Material:</u>	<u>Percent Non-Fibrous Material:</u>
<i>None Detected</i>	None Detected	100

Lab No.: 7704966(L3)	Analyst Observation: White Plaster	Location:
Client No.: OH45852-31	Client Description:	Facility:
<u>Percent Asbestos:</u>	<u>Percent Non-Asbestos Fibrous Material:</u>	<u>Percent Non-Fibrous Material:</u>
<i>None Detected</i>	None Detected	100


Lab No.: 7704967	Analyst Observation: Black Mastic	Location:
Client No.: OH45852-32	Client Description:	Facility:
<u>Percent Asbestos:</u>	<u>Percent Non-Asbestos Fibrous Material:</u>	<u>Percent Non-Fibrous Material:</u>
<i>None Detected</i>	5 Cellulose	95


Lab No.: 7704968	Analyst Observation: Black Mastic	Location:
Client No.: OH45852-33	Client Description:	Facility:
<u>Percent Asbestos:</u>	<u>Percent Non-Asbestos Fibrous Material:</u>	<u>Percent Non-Fibrous Material:</u>
<i>None Detected</i>	5 Cellulose	95

Lab No.: 7704969	Analyst Observation: Black Tar	Location:
Client No.: OH45852-34	Client Description:	Facility:
<u>Percent Asbestos:</u>	<u>Percent Non-Asbestos Fibrous Material:</u>	<u>Percent Non-Fibrous Material:</u>
<i>None Detected</i>	None Detected	100

Lab No.: 7704969(L2)	Analyst Observation: Black Tar	Location:
Client No.: OH45852-34	Client Description:	Facility:
<u>Percent Asbestos:</u>	<u>Percent Non-Asbestos Fibrous Material:</u>	<u>Percent Non-Fibrous Material:</u>
<i>None Detected</i>	None Detected	100

Please refer to the Appendix of this report for further information regarding your analysis.

Date Received: 12/12/2023
Date Analyzed: 12/13/2023
Signature: 
Analyst: Dean Andrews

Approved By: 
Frank E. Ehrenfeld, III
Laboratory Director

CERTIFICATE OF ANALYSIS

Client: EA Group
7118 Industrial Park
Mentor OH 44060

Report Date: 12/13/2023
Report No.: 693590 - PLM
Project: OH45852
Project No.: 2312-107

Client: EAG482

PLM BULK SAMPLE ANALYSIS SUMMARY

Lab No.: 7704969(L3)	Analyst Observation: White Covering Material	Location:
Client No.: OH45852-34	Client Description:	Facility:
<u>Percent Asbestos:</u>	<u>Percent Non-Asbestos Fibrous Material:</u>	<u>Percent Non-Fibrous Material:</u>
<i>None Detected</i>	30 Synthetic	70

Lab No.: 7704969(L4)	Analyst Observation: Silver Paint	Location:
Client No.: OH45852-34	Client Description:	Facility:
<u>Percent Asbestos:</u>	<u>Percent Non-Asbestos Fibrous Material:</u>	<u>Percent Non-Fibrous Material:</u>
<i>None Detected</i>	None Detected	100


Lab No.: 7704969(L5)	Analyst Observation: Brown Insulation	Location:
Client No.: OH45852-34	Client Description:	Facility:
<u>Percent Asbestos:</u>	<u>Percent Non-Asbestos Fibrous Material:</u>	<u>Percent Non-Fibrous Material:</u>
<i>None Detected</i>	95 Cellulose	5


Lab No.: 7704969(L6)	Analyst Observation: Black/Grey Felt	Location:
Client No.: OH45852-34	Client Description:	Facility:
<u>Percent Asbestos:</u>	<u>Percent Non-Asbestos Fibrous Material:</u>	<u>Percent Non-Fibrous Material:</u>
<i>None Detected</i>	30 Cellulose 50 Fibrous Glass	20

Lab No.: 7704969(L7)	Analyst Observation: Yellow Foam	Location:
Client No.: OH45852-34	Client Description:	Facility:
<u>Percent Asbestos:</u>	<u>Percent Non-Asbestos Fibrous Material:</u>	<u>Percent Non-Fibrous Material:</u>
<i>None Detected</i>	None Detected	100

Lab No.: 7704970	Analyst Observation: Black Tar	Location:
Client No.: OH45852-35	Client Description:	Facility:
<u>Percent Asbestos:</u>	<u>Percent Non-Asbestos Fibrous Material:</u>	<u>Percent Non-Fibrous Material:</u>
<i>None Detected</i>	None Detected	100

Please refer to the Appendix of this report for further information regarding your analysis.

Date Received: 12/12/2023
Date Analyzed: 12/13/2023
Signature: 
Analyst: Dean Andrews

Approved By: 
Frank E. Ehrenfeld, III
Laboratory Director

CERTIFICATE OF ANALYSIS

Client: EA Group
7118 Industrial Park
Mentor OH 44060


Report Date: 12/13/2023
Report No.: 693590 - PLM
Project: OH45852
Project No.: 2312-107


Client: EAG482

PLM BULK SAMPLE ANALYSIS SUMMARY

Lab No.: 7704970(L2) Client No.: OH45852-35	Analyst Observation: Black Tar Client Description:	Location: Facility:
<u>Percent Asbestos:</u> <i>None Detected</i>	<u>Percent Non-Asbestos Fibrous Material:</u> None Detected	<u>Percent Non-Fibrous Material:</u> 100
Lab No.: 7704970(L3) Client No.: OH45852-35	Analyst Observation: White Covering Material Client Description:	Location: Facility:
<u>Percent Asbestos:</u> <i>None Detected</i>	<u>Percent Non-Asbestos Fibrous Material:</u> 30 Synthetic	<u>Percent Non-Fibrous Material:</u> 70
Lab No.: 7704970(L4) Client No.: OH45852-35	Analyst Observation: Silver Paint Client Description:	Location: Facility:
<u>Percent Asbestos:</u> <i>None Detected</i>	<u>Percent Non-Asbestos Fibrous Material:</u> None Detected	<u>Percent Non-Fibrous Material:</u> 100
Lab No.: 7704970(L5) Client No.: OH45852-35	Analyst Observation: Brown Insulation Client Description:	Location: Facility:
<u>Percent Asbestos:</u> <i>None Detected</i>	<u>Percent Non-Asbestos Fibrous Material:</u> 95 Cellulose	<u>Percent Non-Fibrous Material:</u> 5
Lab No.: 7704970(L6) Client No.: OH45852-35	Analyst Observation: Black/Grey Felt Client Description:	Location: Facility:
<u>Percent Asbestos:</u> <i>None Detected</i>	<u>Percent Non-Asbestos Fibrous Material:</u> 75 Cellulose 10 Synthetic	<u>Percent Non-Fibrous Material:</u> 15
Lab No.: 7704970(L7) Client No.: OH45852-35	Analyst Observation: Yellow Foam Client Description:	Location: Facility:
<u>Percent Asbestos:</u> <i>None Detected</i>	<u>Percent Non-Asbestos Fibrous Material:</u> None Detected	<u>Percent Non-Fibrous Material:</u> 100

Please refer to the Appendix of this report for further information regarding your analysis.

Date Received: 12/12/2023
Date Analyzed: 12/13/2023
Signature: 
Analyst: Dean Andrews

Approved By: 
Frank E. Ehrenfeld, III
Laboratory Director

CERTIFICATE OF ANALYSIS

Client: EA Group
7118 Industrial Park
Mentor OH 44060

Report Date: 12/13/2023
Report No.: 693590 - PLM
Project: OH45852
Project No.: 2312-107

Client: EAG482

PLM BULK SAMPLE ANALYSIS SUMMARY

Lab No.: 7704971 **Analyst Observation:** Black Tar **Location:**
Client No.: OH45852-36 **Client Description:** **Facility:**
Percent Asbestos: Percent Non-Asbestos Fibrous Material: Percent Non-Fibrous Material:
None Detected 10 Synthetic 90

Layers not separable.

Lab No.: 7704971(L2) **Analyst Observation:** White Covering Material **Location:**
Client No.: OH45852-36 **Client Description:** **Facility:**
Percent Asbestos: Percent Non-Asbestos Fibrous Material: Percent Non-Fibrous Material:
None Detected None Detected 100

Lab No.: 7704972 **Analyst Observation:** Silver Paint **Location:**
Client No.: OH45852-37 **Client Description:** **Facility:**
Percent Asbestos: Percent Non-Asbestos Fibrous Material: Percent Non-Fibrous Material:
None Detected None Detected 100

Lab No.: 7704972(L2) **Analyst Observation:** Black Tar **Location:**
Client No.: OH45852-37 **Client Description:** **Facility:**
Percent Asbestos: Percent Non-Asbestos Fibrous Material: Percent Non-Fibrous Material:
None Detected None Detected 100

Lab No.: 7704973 **Analyst Observation:** Black Shingle **Location:**
Client No.: OH45852-38 **Client Description:** **Facility:**
Percent Asbestos: Percent Non-Asbestos Fibrous Material: Percent Non-Fibrous Material:
None Detected 15 Fibrous Glass 85

Lab No.: 7704973(L2) **Analyst Observation:** Black Tar **Location:**
Client No.: OH45852-38 **Client Description:** **Facility:**
Percent Asbestos: Percent Non-Asbestos Fibrous Material: Percent Non-Fibrous Material:
None Detected None Detected 100

Please refer to the Appendix of this report for further information regarding your analysis.

Date Received: 12/12/2023
Date Analyzed: 12/13/2023
Signature:
Analyst: Dean Andrews

Approved By:
Frank E. Ehrenfeld, III
Laboratory Director

CERTIFICATE OF ANALYSIS

Client: EA Group
7118 Industrial Park
Mentor OH 44060

Report Date: 12/13/2023
Report No.: 693590 - PLM
Project: OH45852
Project No.: 2312-107

Client: EAG482

PLM BULK SAMPLE ANALYSIS SUMMARY

Lab No.: 7704974
Client No.: OH45852-39
Analyst Observation: Grey Shingle
Client Description:
Location:
Facility:
Percent Asbestos: Percent Non-Asbestos Fibrous Material: Percent Non-Fibrous Material:
None Detected 15 Fibrous Glass 85

Lab No.: 7704974(L2)
Client No.: OH45852-39
Analyst Observation: Black Shingle
Client Description:
Location:
Facility:
Percent Asbestos: Percent Non-Asbestos Fibrous Material: Percent Non-Fibrous Material:
None Detected None Detected 100


Lab No.: 7704974(L3)
Client No.: OH45852-39
Analyst Observation: Black Tar
Client Description:
Location:
Facility:
Percent Asbestos: Percent Non-Asbestos Fibrous Material: Percent Non-Fibrous Material:
None Detected None Detected 100


Lab No.: 7704975
Client No.: OH45852-40
Analyst Observation: Black Shingle
Client Description:
Location:
Facility:
Percent Asbestos: Percent Non-Asbestos Fibrous Material: Percent Non-Fibrous Material:
None Detected 15 Fibrous Glass 85

Lab No.: 7704975(L2)
Client No.: OH45852-40
Analyst Observation: Black Shingle
Client Description:
Location:
Facility:
Percent Asbestos: Percent Non-Asbestos Fibrous Material: Percent Non-Fibrous Material:
None Detected 15 Fibrous Glass 85

Lab No.: 7704975(L3)
Client No.: OH45852-40
Analyst Observation: Black Tar
Client Description:
Location:
Facility:
Percent Asbestos: Percent Non-Asbestos Fibrous Material: Percent Non-Fibrous Material:
None Detected None Detected 100

Please refer to the Appendix of this report for further information regarding your analysis.

Date Received: 12/12/2023
Date Analyzed: 12/13/2023
Signature: 
Analyst: Dean Andrews

Approved By: 
Frank E. Ehrenfeld, III
Laboratory Director

CERTIFICATE OF ANALYSIS

Client: EA Group
7118 Industrial Park
Mentor OH 44060

Report Date: 12/13/2023
Report No.: 693590 - PLM
Project: OH45852
Project No.: 2312-107

Client: EAG482

PLM BULK SAMPLE ANALYSIS SUMMARY

Lab No.: 7704976 **Analyst Observation:** Black Shingle **Location:**
Client No.: OH45852-41 **Client Description:** **Facility:**
Percent Asbestos: Percent Non-Asbestos Fibrous Material: Percent Non-Fibrous Material:
None Detected 15 Fibrous Glass 85


Lab No.: 7704976(L2) **Analyst Observation:** Black Shingle **Location:**
Client No.: OH45852-41 **Client Description:** **Facility:**
Percent Asbestos: Percent Non-Asbestos Fibrous Material: Percent Non-Fibrous Material:
None Detected 15 Fibrous Glass 85


Lab No.: 7704976(L3) **Analyst Observation:** Black Tar **Location:**
Client No.: OH45852-41 **Client Description:** **Facility:**
Percent Asbestos: Percent Non-Asbestos Fibrous Material: Percent Non-Fibrous Material:
None Detected None Detected 100

Lab No.: 7704977 **Analyst Observation:** Dk Grey Caulk **Location:**
Client No.: OH45852-42 **Client Description:** **Facility:**
Percent Asbestos: Percent Non-Asbestos Fibrous Material: Percent Non-Fibrous Material:
None Detected None Detected 100

Lab No.: 7704978 **Analyst Observation:** Dk Grey Caulk **Location:**
Client No.: OH45852-43 **Client Description:** **Facility:**
Percent Asbestos: Percent Non-Asbestos Fibrous Material: Percent Non-Fibrous Material:
None Detected None Detected 100

Please refer to the Appendix of this report for further information regarding your analysis.

Date Received: 12/12/2023
Date Analyzed: 12/13/2023
Signature: 
Analyst: Dean Andrews

Approved By: 
Frank E. Ehrenfeld, III
Laboratory Director

CERTIFICATE OF ANALYSIS

Client: EA Group
7118 Industrial Park
Mentor OH 44060

Report Date: 12/13/2023
Report No.: 693590 - PLM
Project: OH45852
Project No.: 2312-107

Client: EAG482

Appendix to Analytical Report

Customer Contact: Mike Herbert

Method: 40 CFR Appendix E to Subpart E of Part 763, interim method for the Determination of Asbestos in Bulk Insulation Samples, USEPA 600, R93-116 and NYSDOH ELAP 198.1 as needed.

This appendix seeks to promote greater understanding of any observations, exceptions, special instructions, or circumstances that the laboratory needs to communicate to the client concerning the above samples. The information below is used to help promote your ability to make the most informed decisions for you and your customers. Please note the following points of contact for any questions you may have.

iATL Customer Service: customerservice@iatl.com

iATL Office Manager: wchampion@iatl.com

iATL Account Representative: Semih Kocahasan

Sample Login Notes: See Batch Sheet Attached

Sample Matrix: Bulk Building Materials

Exceptions Noted: See Following Pages

General Terms, Warrants, Limits, Qualifiers:

General information about iATL capabilities and client/laboratory relationships and responsibilities are spelled out in iATL policies that are listed at www.iATL.com and in our Quality Assurance Manual per ISO 17025 standard requirements. The information therein is a representation of iATL definitions and policies for turnaround times, sample submittal, collection media, blank definitions, quantification issues and limit of detection, analytical methods and procedures, sub-contracting policies, results reporting options, fees, terms, and discounts, confidentiality, sample archival and disposal, and data interpretation.

iATL warrants the test results to be of a precision normal for the type and methodology employed for each sample submitted. iATL disclaims any other warrants, expressed or implied, including warranty of fitness for a particular purpose and warranty of merchantability. iATL accepts no legal responsibility for the purpose for which the client uses test results. Any analytical work performed must be governed by our Standard Terms and Conditions. Prices, methods and detection limits may be changed without notification. Please contact your Customer Service Representative for the most current information.

This confidential report relates only to those item(s) tested and does not represent an endorsement by NIST-NVLAP, AIHA LAP LLC, or any agency of local, state or province governments nor of any agency of the U.S. government.

This report shall not be reproduced except in full, without written approval of the laboratory.

Information Pertinent to this Report:

Analysis by US EPA 600 93-116: Determination of Asbestos in Bulk Building Materials by Polarized Light Microscopy (PLM).

Certifications:

- NIST-NVLAP No. 101165-0
- NYSDOH-ELAP No. 11021
- AIHA-LAP, LLC No. 100188

Quantification at <0.25% by volume is possible with this method. (PC) Indicates Stratified Point Count Method performed. (PC-Trace) means that asbestos was detected but is not quantifiable under the Point Counting regimen. PC Trace represents a <0.25% amount. Analysis includes all distinct separable layers in accordance with EPA 600 Method. If not reported or otherwise noted, layer is either not present or the client has specifically requested that it not be analyzed (ex. analyze until positive instructions). Small asbestos fibers may be missed by PLM due to resolution limitations of the optical microscope. Therefore, PLM is not consistently reliable in detecting asbestos in non-friable organically bound (NOB) materials. Quantitative transmission electron microscopy (TEM) is currently the only method that can pronounce materials as non-asbestos containing.

Analytical Methodology Alternatives: Your initial request for analysis may not have accounted for recent advances in regulatory requirements or advances in technology that are routinely used in similar situations for other qualified projects. You may have the option to explore additional analysis for further information. Below are a few options, listed as the matrix followed by the appropriate methodology. Also included are links to more information on our website.

Bulk Building Materials that are Non-Friable Organically Bound (NOB) by Gravimetric Reduction techniques employing PLM and TEM: ELAP 198.6 (PLM-NOB), ELAP 198.4 (TEM-NOB) See additional information at the end of this appendix.

CERTIFICATE OF ANALYSIS

Client: EA Group
7118 Industrial Park
Mentor OH 44060

Report Date: 12/13/2023
Report No.: 693590 - PLM
Project: OH45852
Project No.: 2312-107

Client: EAG482

Loose Fill Vermiculite Insulation, Attic Insulation, Zonolite (copyright), etc.: US EPA 600 R-4/004 (multi-tiered analytical process)
Sprayed On Insulation/Fireproofing with Vermiculite (SOF-V): ELAP 198.8 (PLM-SOF-V)

Soil, sludge, sediment, aggregate, and like materials analyzed for asbestos or other elongated mineral particles (ex. erionite, etc.): ASTM D7521, CARB 435, and other options available

Asbestos in Surface Dust according to one of ASTM's Methods (very dependent on sampling collection technique – by TEM): ASTM D 5755, D5756, or D6480

Various other asbestos matrices (air, water, etc.) and analytical methods are available.

Disclaimers / Qualifiers:

There may be some samples in this project that have a "NOTE:" associated with a sample result. We use added disclaimers or qualifiers to inform the client about something that requires further explanation. Here is a list with highlighted disclaimers that may be pertinent to this project. For a full explanation of these and other disclaimers, please inquire at customerservice@iatl.com.

- 1) Note: No mastic provided for analysis.
- 2) Note: Insufficient mastic provided for analysis.
- 3) Note: Insufficient material provided for analysis.
- 4) Note: Insufficient sample provided for QC reanalysis.
- 5) Note: Different material than indicated on Sample Log / Description.
- 6) Note: Sample not submitted.
- 7) Note: Attached to asbestos containing material.
- 8) Note: Received wet.
- 9) Note: Possible surface contamination.
- 10) Note: Not building material. 1% threshold may not apply.
- 11) Note: Recommend TEM-NOB analysis as per EPA recommendations.
- 12) Note: Asbestos detected but not quantifiable.
- 13) Note: Multiple identical samples submitted, only one analyzed.
- 14) Note: Analyzed by EPA 600/R-93/116. Point Counting detection limit at 0.080%.
- 15) Note: Analyzed by EPA 600/R-93/116. Point Counting detection limit at 0.125%.
- 16) Note: This sample contains >10% vermiculite mineral. See Appendix for Recommendations for Vermiculite Analysis.

Recommendations for Vermiculite Analysis:

Several analytical protocols exist for the analysis of asbestos in vermiculite. These analytical approaches vary depending upon the nature of the vermiculite mineral being tested (e.g. un-processed gänge, homogeneous exfoliated books of mica, or mixed mineral composites). Please contact your client representative for pricing and turnaround time options available.

iATL recommends initial testing using the EPA 600/R-93/116 method. This method is specifically designed for the analysis of asbestos in bulk building materials. It provides an acceptable starting point for primary screening of vermiculite for possible asbestos.

Results from this testing may be inconclusive. EPA suggests proceeding to a multi-tiered analysis involving wet separation techniques in conjunction with PLM and TEM gravimetric analysis (EPA 600/R-04/004).

For New York State customers, NYSDOH requires disclaimers and qualifiers for various vermiculite containing samples that direct analysis via ELAP198.6 and ELAP198.8 for samples that contain >10% vermiculite mineral where ELAP198.6 may be used to evaluate the asbestos content of the material. However, any test result using ELAP198.6 will be reported with the following disclaimer: "ELAP198.6 method does not remove vermiculite and may underestimate the level of asbestos present in a sample containing >10% vermiculite."

Further information on this method and other vermiculite and asbestos issues can be found at the following: Agency for Toxic Substances and Disease Registry (ATSDR) www.atsdr.cdc.gov, United States Geological Survey (USGS) www.minerals.usgs.gov/minerals/, US EPA www.epa.gov/asbestos. The USEPA also has an informative brochure "Current Best Practices for Vermiculite Attic Insulation" EPA 747F03001 May 2003, that may assist the health and remediation professional. NYS customers please follow current NYSDOH ELAP requirements per policy on subject of surfacing and vermiculite, May 6, 2016, Testing Requirements for Surfacing Material Containing Vermiculite (https://www.wadsworth.org/sites/default/files/WebDoc/I198_8_02_2.pdf)

The following is a summary of the analytical process outlines in the EPA 600/R-04/004 Method:

- 1) **Analytical Step/Method:** Initial Screening by PLM, EPA 600R-93/116
Requirements/Comments: Minimum of 0.1 g of sample. ~0.25% for most samples.

CERTIFICATE OF ANALYSIS

Client: EA Group
7118 Industrial Park
Mentor OH 44060

Report Date: 12/13/2023
Report No.: 693590 - PLM
Project: OH45852
Project No.: 2312-107

Client: EAG482

2)**Analytical Step/Method:** Wet Separation by PLM Gravimetric Technique, EPA R-04/004
Requirements/Comments: Minimum 50g** of dry sample. Analysis of "Sinks" only.

3)**Analytical Step/Method:** Wet Separation by PLM Gravimetric Technique, EPA R-04/004
Requirements/Comments: Minimum 50g** of dry sample. Analysis of "Floats" only.

4)**Analytical Step/Method:** Wet Separation by TEM Gravimetric Technique, EPA R-04/004
Requirements/Comments: Minimum 50g** of dry sample. Analysis of "Sinks" only.

5)**Analytical Step/Method:** Wet Separation by TEM Gravimetric Technique, EPA R-04/004
Requirements/Comments: Minimum 50g** of dry sample. Analysis of "Suspension" only.
*With advance notice and confirmation by the laboratory.

**Approximately 1 Liter of sample in double-bagged container (~9x6 inch bag of sample).

New York State Department of Health requires that samples originating from NYS that they categorize as Non-friable Organically Bound materials can only be confirmed as None Detected for asbestos by method 198.4. See the table below for a list of those materials. (ENVIRONMENTAL LABORATORY APPROVAL PROGRAM CERTIFICATION MANUAL - ITEM No. 198.1, Revision Date 5/6/16)

*Asphalt Shingles, Caulking, Ceiling Tiles with Cellulose, Duct Wrap, Glazing, Mastic, Paint Chips, Resilient Floor Tiles, Rubberized Asbestos Gaskets, Siding Shingles, Vinyl Asbestos Tile, NOB materials (other than SM-V) with <10% vermiculite, Any material (Friable or NOB other than SM-V) with >10% vermiculite.

Statistically derived uncertainty with any measure should be taken into consideration when reviewing and interpreting all reported data and results. A more comprehensive listing of accuracy, precision, and uncertainty as it impacts this method is available upon request.

FIELD REQUEST FOR LABORATORY ANALYSIS

107

Company Name: CT Consultants

Address: 8150 Sterling Ct

Mentor OH 44060

Attention: Bill Gallagher

Customer Number: 0901336

Telephone: _____

e-mail(s): _____

Results Needed By: _____	
Normal: <input checked="" type="checkbox"/>	RUSH: _____
Priority: _____	(confirm w/ lab)
Date: _____	Time: _____

Sampled by: C. Hartfield

Project Name: Pip-Remediation Survey
Furnace Buggy

Project Number OH 45252

Rush Authorized by: _____

Project Category: EM

Special Billing/Reporting: _____

Is this a VAP project requiring VAP lab analysis? Yes _____ No

Is this a BUSTR project requiring BUSTR lab analysis? Yes _____ No

Internal Contact(s): Bower

CHAIN OF CUSTODY

Relinquished by

Received by

Name C. Hartfield Date/Time 12-9-23/1600

Name M. Courman Date/Time 12/11/23 900



CT Consultants, Inc.
8150 Sterling Ct.
Mentor, OH 44060
Bill Gallagher

Client Project: Pre-Demolition Survey Former Burger King

EA Group Workorder Number: 231200108

Received on December 8, 2023

The following analytical report contains results as requested for samples as received by EA Group. The results included in this report have been reviewed for compliance with the analytical methods indicated in this report. All data has been found to be compliant with accepted laboratory protocol, except as noted in the QC narrative. Industrial hygiene reports, air and/or surface concentrations results are based upon sampling information provided by the client. Analyst initials of REF indicate analysis performed at a subcontract facility.

If you have questions, comments or require further assistance regarding this report, please contact your client services representative or one of the individuals listed below.

Data or reporting:

Debbie Lauer - Lab Manager
dlauer@eagroupohio.com

Sample tracking, supplies:

Sample Receiving
sreceiving@eagroupohio.com

Invoice Related:

Bonnie Renbarger - Office Manager
brenbarger@eagroupohio.com

Reproduction of this report is prohibited except in its entirety. Unless noted, soil, sludge and sediment results are reported on dry weight basis. The "Sample Reporting Limit" is based on the method used for analysis and does not refer to any regulatory limit. These results relate only to the items tested.



Laboratory Analytical Report

CT Consultants, Inc.

8150 Sterling Ct.

Mentor, OH 44060

Attention:
Bill Gallagher

Client Project:

Pre-Demolition Survey Former Burger King

OH45852

EA Group Workorder:

2312-00108

Deborah L. Lauer
Laboratory Manager

December 15, 2023



EA GROUP

Environmental Analysis
and Management

Sample Receive Date 12/ 8/2023

Sample Listing

EAG	Client
<u>Sample Identification</u>	<u>Sample Identification</u>

EAG	Client
<u>Sample Identification</u>	<u>Sample Identification</u>

231200108	- 001	OH45852-01Pb
-----------	-------	--------------



EA GROUP

Environmental Analysis
and Management

Project Narrative 2312-00108

All analyses performed by EA Group were done using established laboratory SOPs. Management has reviewed the data for compliance with the laboratory QA/QC plan and data have been found to be compliant with the laboratory protocols unless otherwise noted below. All results listed for this report relate only to the samples submitted on this work order.

The temperature of the sample(s) upon receipt was 22°C.

Misc. QC Comments

Percent Moisture is used to report results on a dry weight basis.

When necessary, reporting limits of individual samples may be raised due to high concentration of interfering compounds or target analytes, or quantity of sample available for analysis.

pH method note: If this analysis was performed in the laboratory, it may not meet the "immediate analysis" requirement that applies to most wastewater monitoring samples. In such cases, analysis for pH should be done at the time of sampling.

The results listed in this report relate only to the samples submitted to EA Group per the chain of custody.

Data Flag Table

B	The method blank contained a standard laboratory contaminant (Methylene Chloride, Acetone, Hexane, Phthalates, etc.) above the standard laboratory method detection limit. If the analyte is present in the sample at a concentration up to ten times the blank level, the result is reported with a "B" indicating method blank contamination. Samples will be reported without a "B" if the analyte concentration in the sample is greater than ten times the blank level.
E	An analytical result marked with an "E" indicates the result reported is above the high end limit of the calibration curve and should be considered an estimated concentration.
DIL	Due to matrix interference or high analyte concentration, a dilution was required. The spikes and/or surrogates results could not be quantitated and therefore marked "DIL".
J	An analytical result marked with a "J" indicates the result reported was below the standard reporting limit and above the method detection limit. As the observed level approaches the MDL there is an increasing probability of a false positive response.
MI	Analytical results marked as "MI" indicate that due to inherent matrix interference, the result could not be quantitated.
#	Results flagged "#" indicate the reported result may be outside allowable permit levels as provided by the client, when applicable.
NA	A result or field marked as "NA" indicates that it was not applicable for this project.
Q	A quality control result flagged with a "Q" indicates the percent recovery was outside the acceptable range as determined by the laboratory.

** Positive results for this analyte represent a probable combination of 3-Methylphenol (m-Cresol) and 4-Methylphenol (p-Cresol).



EA GROUP

Environmental Analysis
and Management

EAG Workorder: 2312-00108

Client Project: Pre-Demolition Survey Former Burger King

Client ID: OH45852-01Pb

Date/Time Sampled: 12/08/2023/ 00

Received: 12/08/2023

EAG ID: 2312-00108-1

<u>Parameter</u>	<u>CAS #</u>	<u>Result</u>	<u>Reporting Limit</u>	<u>Units</u>	<u>Prep Date</u>	<u>Analysis Date</u>	<u>Time</u>	<u>Analyst</u>
Lead, TCLP: SW846-6010B	7439-92-1	<0.10	0.10	mg/liter	12/12/2023	12/14/2023		CMB
SW846 1311: TCLP Extraction		Complete				12/11/2023		CMB



2312-00108

Listed below are the TCLP regulatory limits. If you have any questions regarding the results or the regulatory limits, please contact Client Services. Source: 40CFR 261.

TCLP Metals:	mg/liter	TCLP Volatiles:	mg/liter
Arsenic	5.0	Benzene	0.5
Barium	100.0	Carbontetrachloride	0.5
Cadmium	1.0	Chlorobenzene	100.0
Chromium	5.0	Chloroform	6.0
Lead	5.0	1,2-Dichloroethane	0.5
Mercury	0.2	1,1-Dichloroethene	0.7
Selenium	1.0	Methyl ethyl ketone	200.0
Silver	5.0	Tetrachloroethene	0.7
		Trichloroethene	0.5
		Vinyl Chloride	0.2
TCLP Semi-volatiles:	mg/liter	TCLP Pesticides:	mg/liter
1,4-Dichlorobenzene	7.5	Chlordane	0.03
2,4-Dinitrotoluene	0.13	Endrin	0.02
Hexachlorobenzene	0.13	Heptachlor	0.008
Hexachlorobutadiene	0.5	Heptachlor Epoxide	0.008
Hexachloroethane	3.0	Lindane	0.4
Nitrobenzene	2.0	Methoxychlor	10.0
Pyridine	5.0	Toxaphene	0.5
o-Cresol	200.0	TCLP Herbicides:	mg/liter
m-Cresol	200.0	2,4-D	10.0
p-Cresol	200.0	2,4,5-TP (Silvex)	1.0
Cresol (total)	200.0		
Pentachlorophenol	100.0		
2,4,5-Trichlorophenol	400.0		
2,4,6-Trichlorophenol	2.0		
Characterization Parameters:	Acceptable limits		
Corrosivity	2-12.5 pH units		
Flashpoint	>140 degrees F		
Ignitability (solid burn rate)	<2.2 mm/second		
Reactive Cyanide*	<250 mg/kg		
Reactive Sulfide*	<500 mg/kg		

* EA Group uses the industry standard for the analysis of reactivity. However, the EPA has withdrawn guidance concerning this method. Further evaluation may be required to determine whether a waste is 'reactive'. The generator should contact the waste handler or the EPA for further guidance.

FIELD REQUEST FOR LABORATORY ANALYSIS

108

Company Name: CT Consultants
Address: 8150 Sterling Ct
Mentor OH 44060
Attention: Bill Gallagher
Customer Number: 0901336

Results Needed By: _____	
Normal: <input checked="" type="checkbox"/>	RUSH: _____
Priority: _____	(confirm w/ lab)
Date: _____	Time: _____

Telephone: _____ e-mail(s): _____

Sampled by: C. Hatfield
Project Name: Pre-Demolition Survey
Forno Burger King
Rush Authorized by: _____

Project Number OH 45252
Project Category: EMU

Special Billing/Reporting: _____

Is this a VAP project requiring VAP lab analysis? Yes _____ No
Is this a BUSTR project requiring BUSTR lab analysis? Yes _____ No

Internal Contact(s): Bower

CHAIN OF CUSTODY

<u>Relinquished by</u>		<u>Received by</u>	
Name	Date/Time	Name	Date/Time
<u>C. Hatfield</u>	<u>12-8-23/1600</u>	<u>M. Colman</u>	<u>12/11/23 928</u>
_____	_____	_____	_____
_____	_____	_____	_____



EA GROUP

Environmental Analysis
and Management

September 27, 2023 (Reissued October 13, 2023)

Mr. Bill Gallagher
CT Consultants, Inc.
8150 Sterling Court
Mentor, Ohio 44060

RE: **Pre-Demolition Hazardous Materials Assessment**
99 Erie Street, Painesville, Ohio
OH45652

Description of Work

EA Group, Mentor, Ohio was contracted by CT Consultants, Inc. to conduct a pre-demolition hazardous materials assessment for the structure at 99 Erie Street in Painesville, Ohio. The assessment activities included a survey for asbestos-containing materials (ACMs); representative sampling of various painted and unpainted building components that would become “demolition debris” for waste characterization purposes (toxicity characteristic leaching procedure [TCLP] for lead); an inventory of non-incandescent lighting and other “universal waste” materials, stored chemicals in large quantities and regulated refrigerants; and, a visual assessment for the presence of underground and above ground storage tanks. This report provides the results of the pre-demolition hazardous materials assessment.

Assessment and sampling activities were performed by EA Group representative Corey Falatic on September 5 to 8, 2023.

Asbestos Survey

EA Group’s licensed Asbestos Hazard Evaluation Specialist Corey Falatic, ES36126, inspected the structure, developed sampling strategies, and procured bulk samples of suspect ACM on September 5 to 8, 2023. Homogeneous Groups of suspect ACM are identified on the *Asbestos Inspection Data Sheet* forms in Appendix A. Classification of any positively identified or assumed ACM has been made per National Emission Standards for Hazardous Air Pollutants (NESHAP) regulations, with notations for compliance with Occupational Safety and Health Administration (OSHA) regulations, if and where applicable. Room/area designations and sampling locations for the survey are provided on the attached schematics.

Objective and Limitations of the Inspection

The objective of this survey was to identify and sample suspect ACM associated with the structure at 99 Erie Street in Painesville, Ohio, which is planned for demolition, pursuant to NESHAP and OSHA regulations.



September 27, 2023 (Reissued October 13, 2023)

CT Consultants, Inc.

Pre-Demolition Hazardous Materials Assessment

99 Erie Street, Painesville, Ohio

OH45652

Page 2

Until such time as foundation demolition proceeds, some suspect materials may not be revealed, including but not limited to foundation waterproofing. If encountered during demolition, this type of material should be sampled to determine if it requires handling as ACM. If sampled and determined to be ACM, substantial additional costs may be incurred.

Core drilling through concrete slabs was conducted by Precision Pro-Cut to determine if suspect ACM vapor barriers existed. No vapor barriers were identified.

GENERAL LIMITATIONS

1. EA Group cannot guarantee that all ACM has been identified by this assessment.
2. Additional asbestos materials, not previously identified or quantified, are frequently encountered during renovation or demolition.
3. Actual quantities of asbestos material may vary from any estimates provided in EA Group's report due to identification of additional materials and difficulties in quantifying hidden or inaccessible materials.
4. Prior to demolition or renovation of any structure or equipment, suspect materials that were previously inaccessible or excluded from sampling should be sampled and analyzed for asbestos.

Asbestos Analysis

The bulk samples were analyzed by polarized light microscopy for asbestos content at or through the Laboratory Division of EA Group, which is accredited by the National Institute of Standards and Technology – National Voluntary Laboratory Accreditation Program. The United States Environmental Protection Agency requires all materials containing greater than one percent asbestos by weight to be considered asbestos-containing materials. Composite or layered analyses were performed, depending on the nature of the material, with additional analysis (point-counting) if an initial analysis indicated less than 10% asbestos. In all cases that at least one sample from a homogeneous group [Group] was determined to be ACM, the Group as a whole is considered ACM, regardless of the results for any other samples from that Group. Similarly, in all cases that at least one sample from a Group was determined to contain a trace amount ($\leq 1\%$) of asbestos, following point-counting, the Group as a whole is considered to contain trace asbestos for potential OSHA compliance purposes. The scope of analytical work may also have included the provision that once one sample from a Group was determined to be ACM, the Group was considered confirmed ACM and analysis of



September 27, 2023 (Reissued October 13, 2023)

CT Consultants, Inc.

Pre-Demolition Hazardous Materials Assessment

99 Erie Street, Painesville, Ohio

OH45652

Page 3

any remaining samples from that Group was not required to be performed. Analytical results are provided in Appendix B.

Results of Asbestos Analysis

The materials that were sampled as suspect and were determined to contain regulated amounts of asbestos are identified in Table 1, which also include materials determined to be non-ACM, at least by EPA definition, and any assumed ACMs, which was limited to potential foundation waterproofing.

It is noted that, although the ceramic tile component for Group X was determined to be non-ACM, the mastic component was confirmed ACM. For abatement/removal purposes, the Group as a whole is considered ACM, as the asbestos-containing mastic will likely adhere to the ceramic tile component.

Although the wall plaster [Group K] is non-ACM by EPA's definition, at least some of the samples that were analyzed were determined to contain trace amounts ($\leq 1\%$) of asbestos, following point-counting. Because OSHA regulates potential employee exposure to any amount of asbestos, including "trace" concentrations, demolition activities would still be governed under OSHA regulations, requiring appropriate worker protection and procedures. This information needs to be provided to the demolition contractor.

Estimated removal costs for the identified ACMs, based on currently known or estimated quantities, are provided in Table 2, attached. If encountered during demolition, foundation waterproofing at should be sampled to determine proper handling procedures. Cost estimates do not include the potential for ACM foundation waterproofing, and could be substantial.

Any activities that involve the handling or disturbance of ACM or trace asbestos should be carried out by a licensed abatement contractor or other appropriately trained personnel in accordance with all applicable regulations.

Characterization of "Demolition Debris"

Representative subsamples of various painted and unpainted building components that would become "demolition debris" were secured and used to form two individual composite samples. The samples were analyzed by the Laboratory Division of EA Group according to TCLP protocol for lead. The results for the analysis are provided in Table 3, attached, and detailed in the laboratory report in Appendix B.



September 27, 2023 (Reissued October 13, 2023)

CT Consultants, Inc.

Pre-Demolition Hazardous Materials Assessment

99 Erie Street, Painesville, Ohio

OH45652

Page 4

As shown in Table 3, none of the samples contained a detectable concentration of extractable lead by TCLP protocol. On this basis, the “demolition debris-type” materials would not be considered to exhibit the characteristic of a hazardous waste due to lead toxicity for either building.

Non-Incandescent Lighting and “Universal Waste” Materials

The building was inspected for various universal waste-type materials that would need to be addressed prior to or as part of demolition activities. These consisted of non-incandescent lighting fixtures (fluorescent lamps and potential polychlorinated biphenyl [PCB] ballasts); suspect mercury-containing equipment (MCE) (e.g., thermostats, switches); and emergency lighting/exit signs, which typically house lead-containing rechargeable batteries [gel cells, sealed lead-acid].

Commercial entities that can manage or assist with managing these types of materials can be found at the new/revised Ohio EPA website “<https://recyclesearch.com/profile/ohioepa-recycling-directory>”.

A total of approximately 98 four-foot lamps, with an estimated total of 49 ballasts, which may or may not contain PCBs, were noted. If the fixtures cannot be reused, they should all be provided for reclamation because of the mercury in the lamps and possible PCBs in the ballasts. No MCE, exit signs or emergency lighting units were identified. Only household quantities of maintenance chemicals were noted, which should be relocated for use or properly disposed.

Regulated Refrigerants

The building was inspected for the presence of refrigerant sources that may contain regulated chlorofluorocarbons (CFCs). Two window air-conditioning (A/C) units and one refrigerator were identified. These items may contain regulated CFC refrigerant that would require special handling (extraction of CFCs) if the items are to be disposed.

Inspection for Underground Storage Tanks (USTs) and Above Ground Storage Tanks (ASTs)

No evidence of USTs (e.g., fill pipes, vent pipes) and no ASTs were observed. No USTs were found to be registered to the property address according to the State Fire Marshal Bureau of Underground Storage Tank Regulations (BUSTR) Ohio Tank Tracking and Environmental Regulations (OTTER) database.



September 27, 2023 (Reissued October 13, 2023)

CT Consultants, Inc.

Pre-Demolition Hazardous Materials Assessment

99 Erie Street, Painesville, Ohio

OH45652

Page 5

If you have any questions or concerns regarding the above information, please contact the undersigned. Thank you for consulting EA Group.

Sincerely,

EA Group

Timothy S. Bowen,
Vice President/Technical Director

Corey Falatic,
ES36126

Table 1. 99 Erie Street, Painesville, Ohio

Group	ID # OH45652	MATERIAL DESCRIPTION	Material Type	RESULT
A	01	Textured Plaster; Wall	M/NF2	0
A	02	Textured Plaster; Wall	M/NF2	0
A	03	Textured Plaster; Wall	M/NF2	0
B	04	Textured Plaster; Ceiling	M/NF2	0
B	05	Textured Plaster; Ceiling	M/NF2	0
B	06	Textured Plaster; Ceiling	M/NF2	0
C	07	Smooth Plaster; Wall	M/NF2	0
C	08	Smooth Plaster; Wall	M/NF2	0
C	09	Smooth Plaster; Wall	M/NF2	0
C	10	Smooth Plaster; Wall	M/NF2	0
C	11	Smooth Plaster; Wall	M/NF2	0
D	12	Drywall System	M/NF2	0
D	13	Drywall System	M/NF2	0,B
E	14	HVAC Duct Tape; Beige	T	[+]
E	15	HVAC Duct Tape; Beige	T	([+])
E	16	HVAC Duct Tape; Beige	T	([+])
F	17	2'x2' Ceiling Panel; Pockmark, Pinhole	M	0
F	18	2'x2' Ceiling Panel; Pockmark, Pinhole	M	0
G	19	4" Cove Base & mastic; Beige	M/NF1	0
G	20	4" Cove Base & mastic; Beige	M/NF1	0
H	21	12"x12" Floor Tile & mastic; Beige w/ white	M/NF1	0
H	22	12"x12" Floor Tile & mastic; Beige w/ white	M/NF1	0
I	23	Duct Insulation	T	[+]
I	24	Duct Insulation	T	([+])
I	25	Duct Insulation	T	([+])
J	26	Tar Paper Backing; Wood Paneling, Black	M/NF2	0
J	27	Tar Paper Backing; Wood Paneling, Black	M/NF2	0
K	28	Plaster; Wall	M/NF2	0,B
K	29	Plaster; Wall	M/NF2	0,B
K	30	Plaster; Wall	M/NF2	0,B
K	31	Plaster; Wall	M/NF2	0,B
K	32	Plaster; Wall	M/NF2	0
L	33	Plaster; Ceiling	M/NF2	0
L	34	Plaster; Ceiling	M/NF2	0
L	35	Plaster; Ceiling	M/NF2	0
L	36	Plaster; Ceiling	M/NF2	0
L	37	Plaster; Ceiling	M/NF2	0
M	38	Carpet Mastic	M/NF1	0
M	39	Carpet Mastic	M/NF1	0

Table 1. 99 Erie Street, Painesville, Ohio

Group	ID # OH45652	MATERIAL DESCRIPTION	Material Type	RESULT
N	40	Flooring Underlay, Paper; Black	M/NF2	0
N	41	Flooring Underlay, Paper; Black	M/NF2	0
O	42	1'x1' Ceiling Tile; Spline	M	0
O	43	1'x1' Ceiling Tile; Spline	M	0
P	44	Linoleum Flooring; Multi-color	M/NF1	0
P	45	Linoleum Flooring; Multi-color	M/NF1	0
Q	46	Linoleum Flooring; Pebblestone	M/NF1	[+]
Q	47	Linoleum Flooring; Pebblestone	M/NF1	([+])
R	48	Sink Bottom Coating; Black	M/NF2	0
R	49	Sink Bottom Coating; Black	M/NF2	0
S	50	Drywall System; Walls	M/NF2	[+],B
S	51	Drywall System; Walls	M/NF2	([+])
T	52	Plaster; Wall	M/NF2	0
T	53	Plaster; Wall	M/NF2	0
T	54	Plaster; Wall	M/NF2	0
T	55	Plaster; Wall	M/NF2	0
T	56	Plaster; Wall	M/NF2	0
U	57	Plaster; Ceiling	M/NF2	[+],B
U	58	Plaster; Ceiling	M/NF2	([+])
U	59	Plaster; Ceiling	M/NF2	([+])
U	60	Plaster; Ceiling	M/NF2	([+])
U	61	Plaster; Ceiling	M/NF2	([+])
V	62	Linoleum Flooring; Triangle	M/NF1	0
V	63	Linoleum Flooring; Triangle	M/NF1	0
W	64	1'x1' Ceiling Tile & mastic; Smooth	M	[+],B
W	65	1'x1' Ceiling Tile & mastic; Smooth	M	([+])
X	66	Ceramic Wall Tile & mastic	M/NF2	[+],B[M]
X	67	Ceramic Wall Tile & mastic	M/NF2	([+])[M]
Y	68	Plaster; Wall	M/NF2	0
Y	69	Plaster; Wall	M/NF2	0
Y	70	Plaster; Wall	M/NF2	0
Z	71	2'x4' Ceiling Panel; Fissure, Pinhole	M	0
Z	72	2'x4' Ceiling Panel; Fissure, Pinhole	M	0
AA	73	Roofing Shingles	M/NF1	0
AA	74	Roofing Shingles	M/NF1	0
AB	75	Door Caulking	M/NF2	[+],B
AB	76	Door Caulking	M/NF2	([+])
AC	77	Window Glazing	M/NF2	0
AC	78	Window Glazing	M/NF2	0

Table 1. 99 Erie Street, Painesville, Ohio

Group	ID # OH45652	MATERIAL DESCRIPTION	Material Type	RESULT
AD	79	Window Caulking	M/NF2	[+],B
AD	80	Window Caulking	M/NF2	([+])
AE	Assumed	Foundation Waterproofing	M/NF2	[+]

Group = Homogeneous Group identification

Material Type: S = Surfacing

T = Thermal System Insulation

M = Miscellaneous

NF1 = Non-Friable Category I

NF2 = Non-Friable Category II

Result: 0 = non-ACM

[+] = ACM

([+]) = one sample confirmed ACM, any remaining samples not required to be analyzed

B = verified by layering & point-counting

[+][M] = Ceramic Tile non-ACM; Mastic ACM

(Group as a whole considered ACM for removal purposes)

0,B = trace asbestos; non-ACM by EPA but OSHA may apply

Table 3. Summary of Waste Characterization Analysis for Lead
CT Consultants
99 Erie Street, Painesville, Ohio

September 8, 2023 Sampling

Sample ID	Materials	TCLP Lead
OH45652- T- 01	99 Erie Street Demolition Debris	< 0.10
OH45652- T- 02	99 Erie Street Demolition Debris	< 0.10

TCLP = Toxicity Characteristic Leaching Procedure

Results for TCLP Lead expressed in milligrams per liter (mg/l).

‡ = concentration exceeds TCLP Hazardous Waste Characteristic

Demolition Debris sample composite of various painted/unpainted interior & exterior materials [concrete, plaster, drywall, etc.]



EA GROUP

Environmental Analysis
and Management

APPENDIX A

Asbestos Inspection Data Sheet(s)

General Sample Location Schematic(s)

ASBESTOS INSPECTION DATA SHEET KEY

- Client and Project:** Information provided by either Work Order or Scope of Work
- Building:** Name or address of building.
- Functional Space:** A room, group of rooms, or homogeneous area designated by the inspector to prepare management plans, design abatement projects, or conduct response actions.
- Location:** Location of homogeneous material being sampled or occurrence of homogeneous material.
- Group:-** An arbitrary designation (number or letter) assigned to each homogeneous material (material that is uniform in color and texture, serves the same function, and was installed at the same time) encountered during sampling.
- ID #:** A sample number assigned by the inspector which begins with the work order number (OHXXXXX) at the top of the column and then a unique sample number for each sample. May include an additional suffix (e.g., building ID, sampling date).
- Material Description:** Distinguishing characteristics that may include system type, function, size, color, shape etc.
- Quantity:** Defined as square feet (SF) [default], linear feet (LF), or individual number of fittings or miscellaneous items, each (EA)
- Material Type:** Abbreviations provided on the form as:
- S** Surfacing Material (troweled or sprayed-on)
 - T** Thermal System Insulation (TSI)
 - M** Miscellaneous (Friable, unless otherwise noted): **NF1** - Non-friable Category I **NF2** - Non-friable Category II
- Material Condition:** Typically noted only for general surveys (e.g., for O&M planning purposes).
- ND** No Damage. The material is in visibly good condition with no apparent/obvious damage.
 - D** Damage. Material has damage to less than 10% of the entire homogeneous group or less than 25% of a localized section of the homogeneous group.
 - SD** Significant Damage. Material has damage to greater than 10% of the entire homogeneous group or greater than 25% of a localized section of the homogeneous group.
- Friable:** When dry, an asbestos-containing material [ACM] is considered friable if it can be crumbled, pulverized, or reduced to powder by *hand pressure*
- Result:** 0 = material determined to be non-ACM (no asbestos); **[+]** = material determined to contain a regulated amount of asbestos (confirmed ACM)
Additional notations may be included for specific samples or materials for further clarification, which would be defined under "Comments"

ASBESTOS INSPECTION DATA SHEET

Client: CT Consultants		Building: 99 Erie Street, Painesville, Ohio							
Project: Pre-Demolition Asbestos Survey		Functional Space: Basement							
LOCATION	Group	ID #	MATERIAL DESCRIPTION	Quantity	Material Type Cond	FRIABLE	RESULT	NOTES	
Stairs 1	A	01	Textured Plaster; Wall				0		
	A	02	Textured Plaster; Wall				0		
	A	03	Textured Plaster; Wall				0		
	B	04	Textured Plaster; Ceiling				0		
	B	05	Textured Plaster; Ceiling				0		
	B	06	Textured Plaster; Ceiling				0		
Stairs 2	C	07	Smooth Plaster; Wall				0		
	C	08	Smooth Plaster; Wall				0		
	C	09	Smooth Plaster; Wall				0		
Storage Room	D	12	Drywall System				0,B[0]		
Telecom Room	E	14	HVAC Duct Tape; Beige	10	T		Y	[+]	
	E	15	HVAC Duct Tape; Beige		T		Y	[+]	
MATERIALS: TYPE: S - Surfacing T - Thermal M - Miscellaneous NF1 - Non-friable Cat. I NF2 - Non-friable Cat. II N/S = not suspect CONDITION: [if relevant] ND - No Damage D - Damage SD - Significant Damage		QUANTITY = Square Feet unless noted LF = Linear Feet; EA = each NQ = not quantified FRIABLE: Y = Regulated ACM (RACM) by definition N = not RACM by definition NF1/NF2 may be friable due to condition or may become friable during reno./demo RESULT: O - Non-ACM [+] = ACM [no other assessment required] B = Verified by layering/point counting							
EA GROUP 7118 Industrial Park Blvd. Mentor, OH 44060-5314 (440) 951-3514		COMMENTS: ([+]) = one sample confirmed ACM, any remaining samples not required to be analyzed ([+][M]) = Floor Tile non-ACM; Mastic ACM (Group as a whole considered ACM for removal purposes) O,B = trace (≤ 1%) asbestos; non-ACM by EPA but OSHA may apply O,B[0] = Sample non-ACM but at least one other sample from Group confirmed trace; Group considered trace							
		EAG Technician(s): Corey Falatic					ES 36126		EAG OH45652
		Survey Date(s): September 5-8, 2023							Page 1 of 12

ASBESTOS INSPECTION DATA SHEET

Client: CT Consultants

Building: 99 Erie Street, Painesville, Ohio

Project: Pre-Demolition Asbestos Survey

Functional Space: Basement

LOCATION	Group	ID #	MATERIAL DESCRIPTION	Quantity	Material		FRIABLE	RESULT	NOTES
					Type	Cond			
Room 1	C	10	Smooth Plaster; Wall					0	
	F	17	2'x2' Ceiling Panel; Pockmark, Pinhole					0	
	J	26	Tar Paper Backing; Wood Paneling, Black					0	
Room 2	C	11	Smooth Plaster; Wall					0	
	F	18	2'x2' Ceiling Panel; Pockmark, Pinhole					0	
	J	27	Tar Paper Backing; Wood Paneling, Black					0	
Bathroom	D	13	Drywall System					0,B	
	F	---	2'x2' Ceiling Panel; Pockmark, Pinhole					0	
	G	19	4" Cove Base & mastic; Beige					0	
	G	20	4" Cove Base & mastic; Beige					0	
	H	21	12"x12" Floor Tile & mastic; Beige w/ white					0	
	H	22	12"x12" Floor Tile & mastic; Beige w/ white					0	

MATERIALS:
TYPE:
 S - Surfacing
 T - Thermal
 M - Miscellaneous
 NF1 - Non-friable Cat. I
 NF2 - Non-friable Cat. II
 N/S = not suspect
CONDITION: [if relevant]
 ND - No Damage
 D - Damage
 SD - Significant Damage

EA GROUP
 7118 Industrial Park Blvd.
 Mentor, OH 44060-5314
 (440) 951-3514

QUANTITY = Square Feet unless noted
 LF = Linear Feet; EA = each
 NQ = not quantified
FRIABLE:
 Y = Regulated ACM (RACM) by definition
 N = not RACM by definition
 NF1/NF2 may be friable due to condition or may become friable during reno/demo
RESULT:
 O - Non-ACM
 [+] = ACM [no other assessment required]
 B = Verified by layering/point counting

COMMENTS:
 ([+]) = one sample confirmed ACM, any remaining samples not required to be analyzed
 ([+][M]) = Floor Tile non-ACM; Mastic ACM (Group as a whole considered ACM for removal purposes)
 O,B = trace (≤ 1%) asbestos; non-ACM by EPA but OSHA may apply
 O,B[0] = Sample non-ACM but at least one other sample from Group confirmed trace; Group considered trace

EAG Technician(s): Corey Falatic
 ES 36126
 Survey Date(s): September 5-8, 2023

EAG OH45652

ASBESTOS INSPECTION DATA SHEET

Client: CT Consultants		Building: 99 Erie Street, Painesville, Ohio						
Project: Pre-Demolition Asbestos Survey		Functional Space: Basement						
LOCATION	Group	ID #	MATERIAL DESCRIPTION	Quantity	Material Type Cond	FRIABLE	RESULT	NOTES
Furnace Open Area	E	16	HVAC Duct Tape; Beige	20	T	Y	([+])	
Room 3	I	23	Duct Insulation	300	T	Y	[+]	
	I	24	Duct Insulation		T	Y	([+])	
	I	25	Duct Insulation		T	Y	([+])	
MATERIALS:		QUANTITY = Square Feet unless noted						
TYPE:		LF = Linear Feet; EA = each						
S - Surfacing		NQ = not quantified						
T - Thermal		FRIABLE:						
M - Miscellaneous		Y = Regulated ACM (RACM) by definition						
NF1 - Non-friable Cat. I		N = not RACM by definition						
NF2 - Non-friable Cat. II		NF1/NF2 may be friable due to condition						
N/S = not suspect		or may become friable during reno/demo						
CONDITION: [if relevant]		RESULT:						
ND - No Damage		O - Non-ACM						
D - Damage		[+] = ACM [no other assessment required]						
SD - Significant Damage		B = Verified by layering/point counting						
EA GROUP		EAG Technician(s): Corey Falatic						
7118 Industrial Park Blvd.		ES 36126						
Mentor, OH 44060-5314		EAG OH45652						
(440) 951-3514		Survey Date(s): September 5-8, 2023						

ASBESTOS INSPECTION DATA SHEET

Client: CT Consultants		Building: 99 Erie Street, Painesville, Ohio						
Project: Pre-Demolition Asbestos Survey		Functional Space: First Floor						
LOCATION	Group	ID #	MATERIAL DESCRIPTION	Quantity	Material		RESULT	NOTES
					Type	Cond		
Living Room 1 w/ closet	K	28	Plaster; Wall				0,B	
	L	33	Plaster; Ceiling				0	
	M	38	Carpet Mastic				0	
	N	40	Flooring Underlay, Paper; Black				0	
Living Room 2	K	29	Plaster; Wall				0,B	
	L	34	Plaster; Ceiling				0	
	M	39	Carpet Mastic				0	
	N	---	Flooring Underlay, Paper; Black				0	
Living Room 3	K	30	Plaster; Wall				0,B	
	L	35	Plaster; Ceiling				0	
	M		Carpet Mastic				0	
	N	41	Flooring Underlay, Paper; Black				0	
MATERIALS:		COMMENTS:						
TYPE:		<p>QUANTITY = Square Feet unless noted LF = Linear Feet; EA = each NQ = not quantified</p> <p>FRIABLE: Y = Regulated ACM (RACM) by definition N = not RACM by definition NF1/NF2 may be friable due to condition or may become friable during reno/demo</p> <p>CONDITION: [if relevant] ND - No Damage D - Damage SD - Significant Damage</p>						
S - Surfacing		<p>([+]) = one sample confirmed ACM, any remaining samples not required to be analyzed [+][M] = Floor Tile non-ACM; Mastic ACM (Group as a whole considered ACM for removal purposes)</p> <p>0,B = trace (≤ 1%) asbestos; non-ACM by EPA but OSHA may apply 0,B[0] = Sample non-ACM but at least one other sample from Group confirmed trace; Group considered trace</p>						
T - Thermal								
M - Miscellaneous								
NF1 - Non-friable Cat. I								
NF2 - Non-friable Cat. II								
N/S = not suspect								
EA GROUP		ES 36126 EAG Technician(s): Corey Falatic EAG OH45652						
7118 Industrial Park Blvd. Mentor, OH 44060-5314 (440) 951-3514		Survey Date(s): September 5-8, 2023 Page 4 of 12						

ASBESTOS INSPECTION DATA SHEET

Client: CT Consultants		Building: 99 Erie Street, Painesville, Ohio							
Project: Pre-Demolition Asbestos Survey		Functional Space: First Floor							
LOCATION	Group	ID #	MATERIAL DESCRIPTION	Quantity	Material Type Cond	FRIABLE	RESULT	NOTES	
Dining Room	K	---	Plaster; Wall				0,B		
	L	36	Plaster; Ceiling				0		
	L	37	Plaster; Ceiling				0		
	M	---	Carpet Mastic				0		
	N	---	Flooring Underlay, Paper; Black				0		
	K	31	Plaster; Wall				0,B		
	K	32	Plaster; Wall				0,B[0]		
	N	---	Flooring Underlay, Paper; Black				0		
	O	42	1'x1' Ceiling Tile; Spline				0		
	O	43	1'x1' Ceiling Tile; Spline				0		
P	44	Linoleum Flooring; Multi-color				0			
P	45	Linoleum Flooring; Multi-color				0			
MATERIALS: TYPE: S - Surfacing T - Thermal M - Miscellaneous NF1 - Non-friable Cat. I NF2 - Non-friable Cat. II N/S = not suspect CONDITION: [if relevant] ND - No Damage D - Damage SD - Significant Damage		QUANTITY = Square Feet unless noted LF = Linear Feet; EA = each NQ = not quantified FRIABLE: Y = Regulated ACM (RACM) by definition N = not RACM by definition NF1/NF2 may be friable due to condition or may become friable during reno/demo RESULT: O - Non-ACM [+] = ACM [no other assessment required] B = Verified by layering/point counting							
EA GROUP 7118 Industrial Park Blvd. Mentor, OH 44060-5314 (440) 951-3514		EAG Technician(s): Corey Falatic ES 36126					EAG OH45652		
		Survey Date(s): September 5-8, 2023					Page 5 of 12		

COMMENTS:

[+] = one sample confirmed ACM, any remaining samples not required to be analyzed
 [+] [M] = Floor Tile non-ACM; Mastic ACM (Group as a whole considered ACM for removal purposes)
 O,B = trace (≤ 1%) asbestos; non-ACM by EPA but OSHA may apply
 O,B[0] = Sample non-ACM but at least one other sample from Group confirmed trace; Group considered trace

ASBESTOS INSPECTION DATA SHEET

Client: CT Consultants		Building: 99 Erie Street, Painesville, Ohio							
Project: Pre-Demolition Asbestos Survey		Functional Space: First Floor							
LOCATION	Group	ID #	MATERIAL DESCRIPTION	Quantity	Material Type Cond	FRIABLE	RESULT	NOTES	
Kitchen	L	---	Plaster; Ceiling				0		
	R	48	Sink Bottom Coating; Black				0		
	R	49	Sink Bottom Coating; Black				0		
Bathroom	K	---	Plaster; Wall				0,B		
	L	---	Plaster; Ceiling				0		
	N	---	Flooring Underlay, Paper; Black				0		
	Q	46	Linoleum Flooring; Pebblestone	20	M/NF1		N	[+]	
	Q	47	Linoleum Flooring; Pebblestone		M/NF1		N	([+])	
Front Entry/Sunroom	M	---	Carpet Mastic				0		
Rear Sunroom	M	---	Carpet Mastic				0		
Rear Porch	N	---	Flooring Underlay, Paper; Black				0		
	S	50	Drywall System; Walls	150	M/NF2		N	[+],B	
S	51	Drywall System; Walls	M/NF2			N	([+])		
MATERIALS:			COMMENTS:						
TYPE:			<p>LF = Linear Feet; EA = each NQ = not quantified FRIABLE: Y = Regulated ACM (RACM) by definition N = not RACM by definition NF1 - Non-friable Cat. I NF2 - Non-friable Cat. II N/S = not suspect CONDITION: [if relevant] ND - No Damage D - Damage SD - Significant Damage</p>						
<p>QUANTITY = Square Feet unless noted LF = Linear Feet; EA = each NQ = not quantified FRIABLE: Y = Regulated ACM (RACM) by definition N = not RACM by definition NF1/NF2 may be friable due to condition or may become friable during reno/demo RESULT: 0 - Non-ACM [+] = ACM [no other assessment required] B = Verified by layering/point counting</p>			<p>([+]) = one sample confirmed ACM; any remaining samples not required to be analyzed ([+][M]) = Floor Tile non-ACM; Mastic ACM (Group as a whole considered ACM for removal purposes) 0,B = trace (≤ 1%) asbestos; non-ACM by EPA but OSHA may apply 0,B[0] = Sample non-ACM but at least one other sample from Group confirmed trace; Group considered trace</p>						
EA GROUP			EAG Technician(s): Corey Falatic			ES 36126			EAG OH45652
7118 Industrial Park Blvd. Mentor, OH 44060-5314 (440) 951-3514			Survey Date(s): September 5-8, 2023			Page 6 of 12			

ASBESTOS INSPECTION DATA SHEET

Client: CT Consultants		Building: 99 Erie Street, Painesville, Ohio							
Project: Pre-Demolition Asbestos Survey		Functional Space: Second Floor							
LOCATION	Group	ID #	MATERIAL DESCRIPTION	Quantity	Material Type Cond	FRIABLE	RESULT	NOTES	
Room 1 w/ closet	T	52	Plaster; Wall				0		
	U	57	Plaster; Ceiling	225	M/NF2	N	[+],B		
	J	---	Tar Paper Backing; Wood Paneling, Black				0	assumed present	
Room 2 w/ closet	T	---	Plaster; Wall				0		
	U	58	Plaster; Ceiling	136	M/NF2	N	[+]		
	V	62	Linoleum Flooring; Triangle				0		
	V	63	Linoleum Flooring; Triangle				0		
Room 3 w./ closet	J	---	Tar Paper Backing; Wood Paneling, Black				0	assumed present	
	T	53	Plaster; Wall				0		
	U	59	Plaster; Ceiling	126	M/NF2	N	[+]		
	J	---	Tar Paper Backing; Wood Paneling, Black				0	assumed present	
MATERIALS: TYPE: S - Surfacing T - Thermal M - Miscellaneous NF1 - Non-friable Cat. I NF2 - Non-friable Cat. II N/S = not suspect CONDITION: [if relevant] ND - No Damage D - Damage SD - Significant Damage				QUANTITY = Square Feet unless noted LF = Linear Feet; EA = each NQ = not quantified FRIABLE: Y = Regulated ACM (RACM) by definition N = not RACM by definition NF1/NF2 may be friable due to condition or may become friable during reno/demo RESULT: O - Non-ACM [+] = ACM [no other assessment required] B = Verified by layering/point counting		COMMENTS: ([+]) = one sample confirmed ACM, any remaining samples not required to be analyzed [+][M] = Floor Tile non-ACM; Mastic ACM (Group as a whole considered ACM for removal purposes) O,B = trace (≤ 1%) asbestos; non-ACM by EPA but OSHA may apply O,B[0] = Sample non-ACM but at least one other sample from Group confirmed trace; Group considered trace			
EA GROUP 7118 Industrial Park Blvd. Mentor, OH 44060-5314 (440) 951-3514				ES 36126		EAG Technician(s): Corey Falatic		EAG OH45652	
Survey Date(s): September 5-8, 2023								Page 7 of 12	

ASBESTOS INSPECTION DATA SHEET

Client: CT Consultants		Building: 99 Erie Street, Painesville, Ohio						
Project: Pre-Demolition Asbestos Survey		Functional Space: Second Floor						
LOCATION	Group	ID #	MATERIAL DESCRIPTION	Quantity	Material		RESULT	NOTES
					Type	Cond		
Room 4 w/ closet	T	54	Plaster; Wall				0	
	U	60	Plaster; Ceiling	148	M/NF2	N	(+)	
	J	---	Tar Paper Backing; Wood Paneling, Black				0	assumed present
Room 5	T	55	Plaster; Wall				0	
	U	61	Plaster; Ceiling	134	M/NF2	N	(+)	
	J	---	Tar Paper Backing; Wood Paneling, Black				0	assumed present
	Z	71	2'x4' Ceiling Panel; Fissure, Pinhole				0	
	Z	72	2'x4' Ceiling Panel; Fissure, Pinhole				0	
Room 6	T	56	Plaster; Wall				0	
	U	---	Plaster; Ceiling	134	M/NF2	N	(+)	
	J	---	Tar Paper Backing; Wood Paneling, Black				0	assumed present
MATERIALS:		COMMENTS:						
TYPE:		<p>QUANTITY = Square Feet unless noted LF = Linear Feet; EA = each NQ = not quantified</p> <p>FRIABLE: Y = Regulated ACM (RACM) by definition N = not RACM by definition NF1 - Non-friable Cat. I NF2 - Non-friable Cat. II N/S = not suspect</p> <p>CONDITION: [if relevant] ND - No Damage D - Damage SD - Significant Damage</p>						
S - Surfacing		<p>(+) = one sample confirmed ACM, any remaining samples not required to be analyzed [+][M] = Floor Tile non-ACM; Mastic ACM (Group as a whole considered ACM for removal purposes)</p> <p>O,B = trace (≤ 1%) asbestos; non-ACM by EPA but OSHA may apply O,B[0] = Sample non-ACM but at least one other sample from Group confirmed trace; Group considered trace</p>						
T - Thermal								
M - Miscellaneous								
NF1 - Non-friable Cat. I								
NF2 - Non-friable Cat. II								
N/S = not suspect								
RESULT:		O - Non-ACM (+) = ACM [no other assessment required] B = Verified by layering/point counting						
ND - No Damage								
D - Damage								
SD - Significant Damage								
EA GROUP		EAG Technician(s): Corey Falatic		ES 36126		EAG OH45652		
7118 Industrial Park Blvd.		Survey Date(s): September 5-8, 2023						
Mentor, OH 44060-5314								
(440) 951-3514		Page 8 of 12						

ASBESTOS INSPECTION DATA SHEET

Client: CT Consultants		Building: 99 Erie Street, Painesville, Ohio									
Project: Pre-Demolition Asbestos Survey		Functional Space: Second Floor									
LOCATION	Group	ID #	MATERIAL DESCRIPTION	Quantity	Material		FRIABLE	RESULT	NOTES		
					Type	Cond					
Hallway	T	---	Plaster; Wall					0			
	U	---	Plaster; Ceiling	118	M/NF2		N	[+]			
	M	---	Carpet Mastic					0			
	J	---	Tar Paper Backing; Wood Paneling, Black					0	assumed present		
	T	---	Plaster; Wall					0			
Bathroom	U	---	Plaster; Ceiling	72	M/NF2		N	[+]			
	W	64	1'x1' Ceiling Tile & mastic; Smooth	72	M		Y	[+],B			
	W	65	1'x1' Ceiling Tile & mastic; Smooth		M		Y	([+])			
	X	66	Ceramic Wall Tile & mastic	250	M/NF2		N	[+],B[M]			
	X	67	Ceramic Wall Tile & mastic		M/NF2		N	([+])[M]			
	J	---	Tar Paper Backing; Wood Paneling, Black					0	assumed present		
<p>MATERIALS:</p> <p>TYPE:</p> <p>S - Surfacing</p> <p>T - Thermal</p> <p>M - Miscellaneous</p> <p>NF1 - Non-friable Cat. I</p> <p>NF2 - Non-friable Cat. II</p> <p>N/S = not suspect</p> <p>CONDITION: [if relevant]</p> <p>ND - No Damage</p> <p>D - Damage</p> <p>SD - Significant Damage</p>				<p>QUANTITY = Square Feet unless noted</p> <p>LF = Linear Feet; EA = each</p> <p>NQ = not quantified</p> <p>FRIABLE:</p> <p>Y = Regulated ACM (RACM) by definition</p> <p>N = not RACM by definition</p> <p>NF1/NF2 may be friable due to condition or may become friable during reno/demo</p> <p>RESULT:</p> <p>O - Non-ACM</p> <p>[+] = ACM [no other assessment required]</p> <p>B = Verified by layering/point counting</p>						<p>COMMENTS:</p> <p>([+]) = one sample confirmed ACM, any remaining samples not required to be analyzed</p> <p>[+][M] = Floor Tile non-ACM; Mastic ACM (Group as a whole considered ACM for removal purposes)</p> <p>O,B = trace (≤ 1%) asbestos; non-ACM by EPA but OSHA may apply</p> <p>O,B[0] = Sample non-ACM but at least one other sample from Group confirmed trace; Group considered trace</p>	
<p>EA GROUP</p> <p>7118 Industrial Park Blvd.</p> <p>Mentor, OH 44060-5314</p> <p>(440) 951-3514</p>				<p>EAG Technician(s): Corey Falatic</p> <p>ES 36126</p>						<p>EAG OH45652</p>	
				<p>Survey Date(s): September 5-8, 2023</p>						<p>Page 9 of 12</p>	

ASBESTOS INSPECTION DATA SHEET

Client: CT Consultants			Building: 99 Erie Street, Painesville, Ohio						
Project: Pre-Demolition Asbestos Survey			Functional Space: Second Floor						
LOCATION	Group	ID #	MATERIAL DESCRIPTION	Quantity	Material Type Cond	FRIABLE	RESULT	NOTES	
Main Stairs	T	---	Plaster; Wall				0		
	U	---	Plaster; Ceiling	77	M/NF2	N	[+]		
	M	---	Carpet Mastic				0		
	J	---	Tar Paper Backing; Wood Paneling, Black				0	assumed present	
Stairs to First Floor	T	---	Plaster; Wall				0		
	U	---	Plaster; Ceiling	36	M/NF2	N	[+]		
	M	---	Carpet Mastic				0		
	J	---	Tar Paper Backing; Wood Paneling, Black				0	assumed present	
MATERIALS: TYPE: S - Surfacing T - Thermal M - Miscellaneous NF1 - Non-friable Cat. I NF2 - Non-friable Cat. II N/S = not suspect CONDITION: [if relevant] ND - No Damage D - Damage SD - Significant Damage			QUANTITY = Square Feet unless noted LF = Linear Feet; EA = each NQ = not quantified FRIABLE: Y = Regulated ACM (RACM) by definition N = not RACM by definition NF1/NF2 may be friable due to condition or may become friable during reno/demo RESULT: O - Non-ACM [+] = ACM [no other assessment required] B = Verified by layering/point counting			COMMENTS: ([+]) = one sample confirmed ACM, any remaining samples not required to be analyzed [+][M] = Floor Tile non-ACM; Mastic ACM (Group as a whole considered ACM for removal purposes) O,B = trace (≤ 1%) asbestos; non-ACM by EPA but OSHA may apply O,B[0] = Sample non-ACM but at least one other sample from Group confirmed trace; Group considered trace			
EA GROUP 7118 Industrial Park Blvd. Mentor, OH 44060-5314 (440) 951-3514			EAG Technician(s): Corey Falatic ES 36126			EAG OH45652			
Survey Date(s): September 5-8, 2023						Page 10 of 12			

ASBESTOS INSPECTION DATA SHEET

Client: CT Consultants		Building: 99 Erie Street, Painesville, Ohio								
Project: Pre-Demolition Asbestos Survey		Functional Space: Exterior								
LOCATION	Group	ID #	MATERIAL DESCRIPTION	Quantity	Material		FRIABLE	RESULT	NOTES	
					Type	Cond				
Exterior	AA	73	Roofing Shingles					0		
	AA	74	Roofing Shingles					0		
	AB	75	Door Caulking	30 [6 EA]	M/NF2		N	[+],B		
	AB	76	Door Caulking		M/NF2		N	[+]		
	AC	77	Window Glazing					0		
	AC	78	Window Glazing					0		
	AD	79	Window Caulking	365 [90 EA]	M/NF2		N	[+],B		
	AD	80	Window Caulking		M/NF2		N	[+]		
		AE	Assumed	Foundation Waterproofing	NQ	M/NF2		N	[+]	assumed present
MATERIALS: TYPE: S - Surfacing T - Thermal M - Miscellaneous NF1 - Non-friable Cat. I NF2 - Non-friable Cat. II N/S = not suspect CONDITION: [if relevant] ND - No Damage D - Damage SD - Significant Damage		QUANTITY = Square Feet unless noted LF = Linear Feet; EA = each NQ = not quantified FRIABLE: Y = Regulated ACM (RACM) by definition N = not RACM by definition NF1/NF2 may be friable due to condition or may become friable during reno/demo RESULT: O - Non-ACM [+] = ACM [no other assessment required] B = Verified by layering/point counting		COMMENTS: ([+]) = one sample confirmed ACM, any remaining samples not required to be analyzed ([+][M]) = Floor Tile non-ACM; Mastic ACM (Group as a whole considered ACM for removal purposes) O,B = trace (≤ 1%) asbestos; non-ACM by EPA but OSHA may apply O,B[0] = Sample non-ACM but at least one other sample from Group confirmed trace; Group considered trace						
EA GROUP 7118 Industrial Park Blvd. Mentor, OH 44060-5314 (440) 951-3514		EAG Technician(s): Corey Falatic ES 36126		EAG OH45652						
		Survey Date(s): September 5-8, 2023						Page 12 of 12		



EA GROUP

Work Order:

Date:

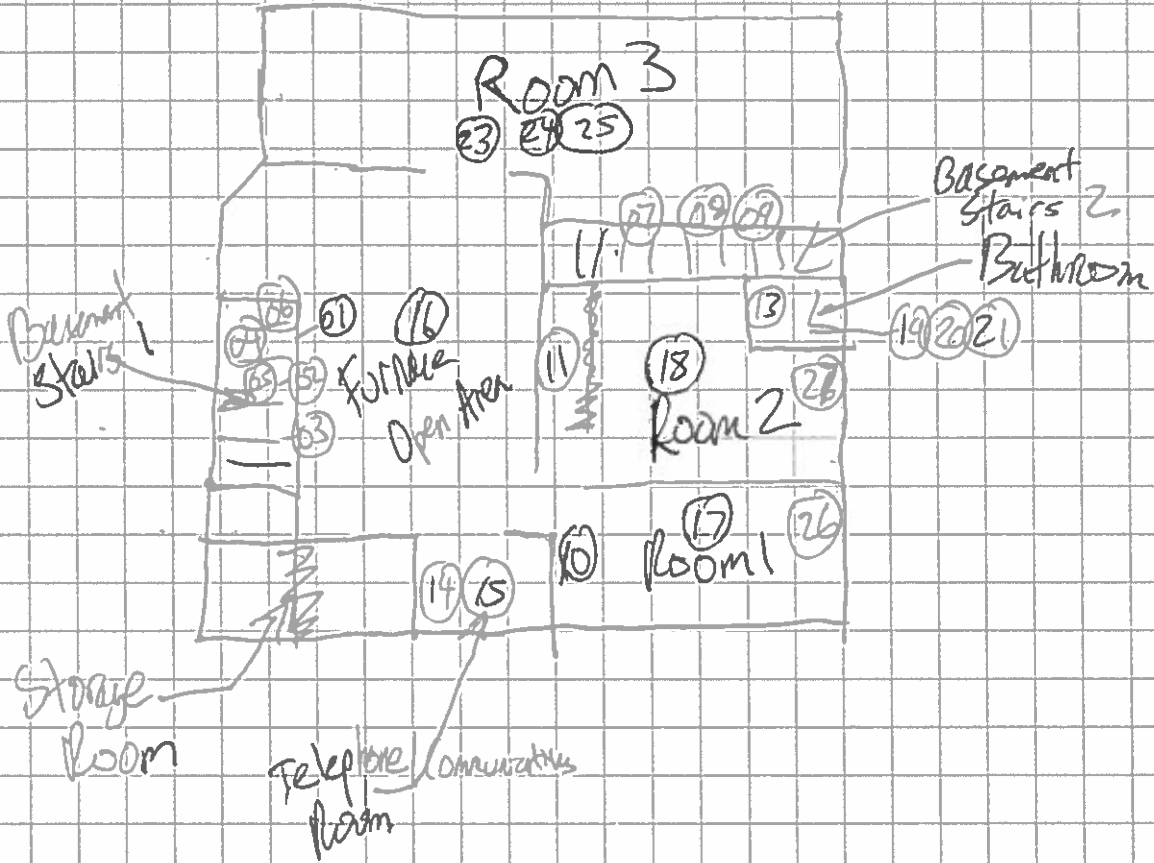
Prepared By:

Project:

Title:

99 Erie St.

Basement





EA GROUP

Work Order:

OH 4.5652

Date:

04/03/23

Prepared By:

C. Falatiz


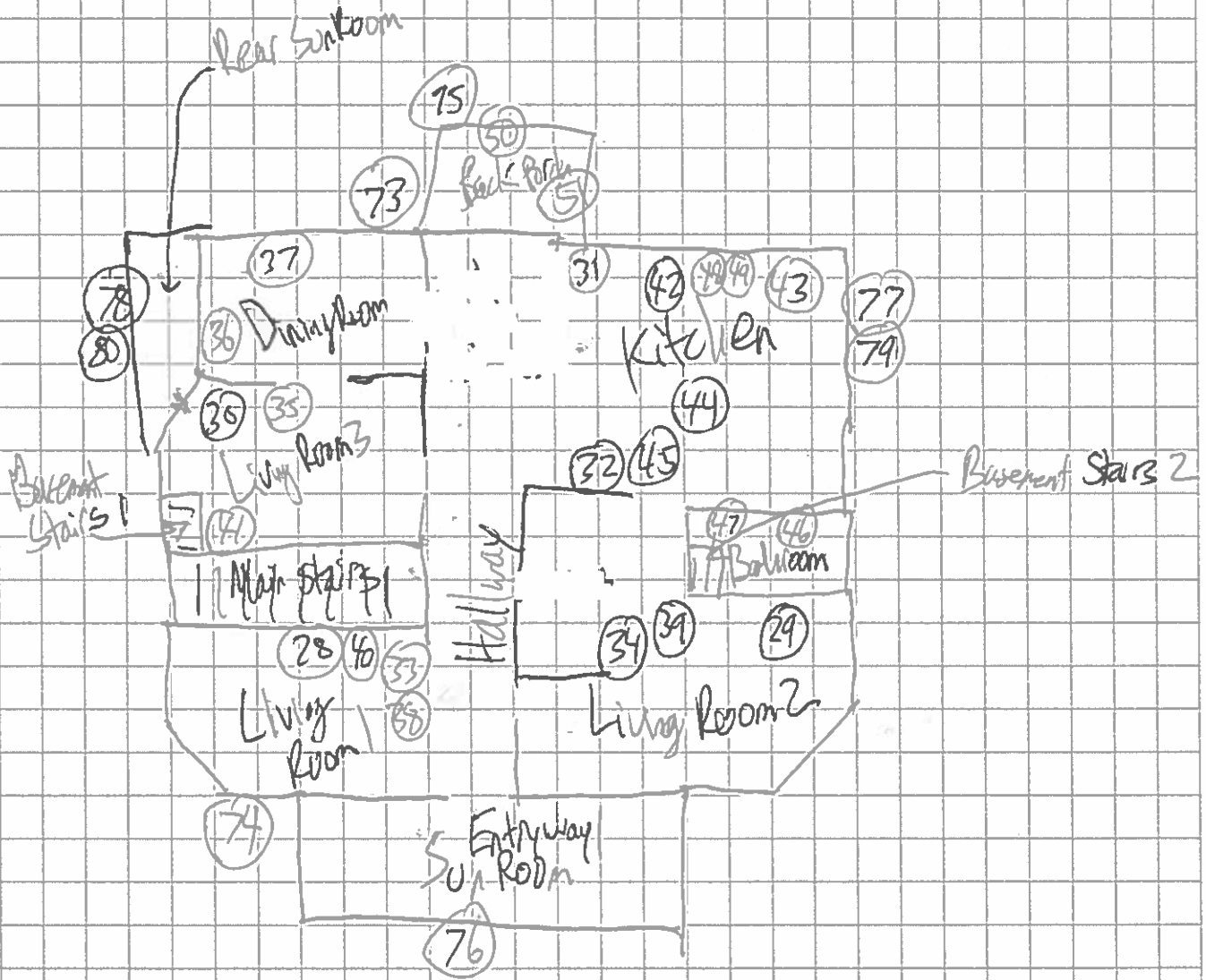
Project:

Office Demo

Title:

99 Erie St.

1st Floor



Erie Street



EA GROUP

Work Order:

Date:

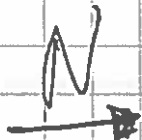
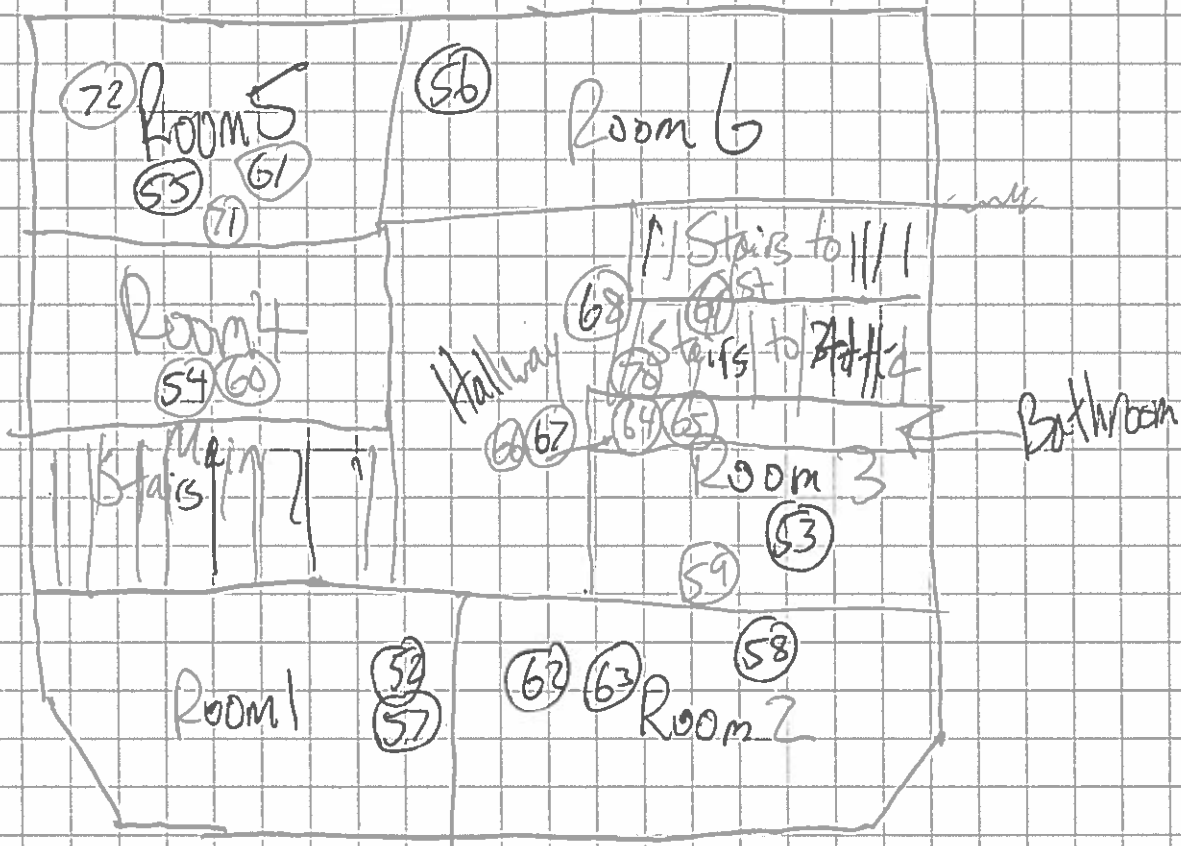
Prepared By:

Project:

Title:

99 Erie St.

2nd Floor



Erie Street



EA GROUP

Work Order:

Date:

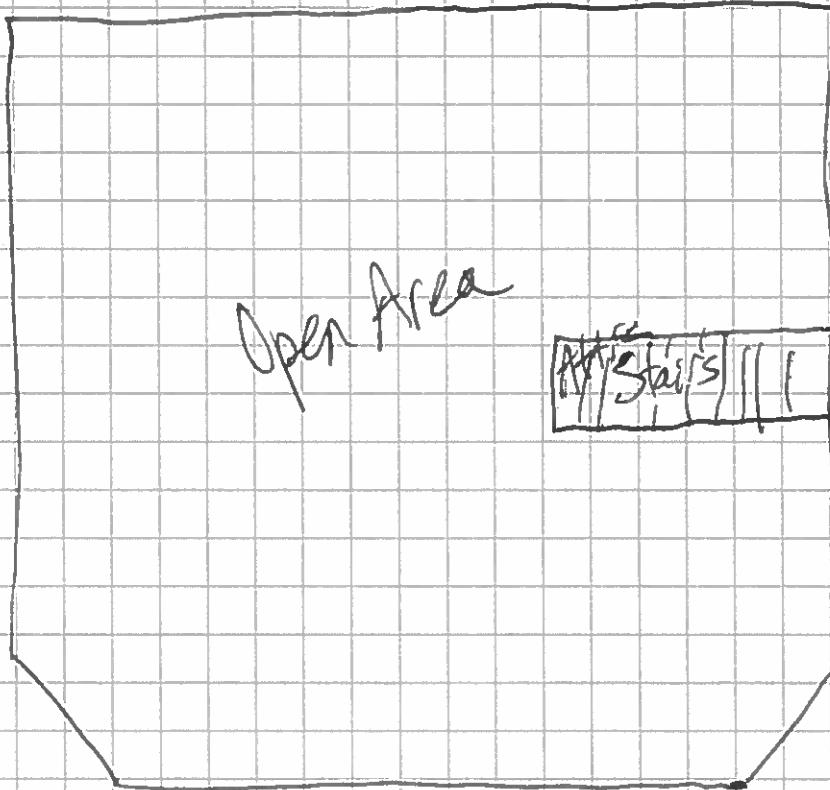
Prepared By:

Project:

Title:

09 Erie St.

Attic



NSM.



APPENDIX B

Laboratory Analytical Report(s)



CT Consultants, Inc.
8150 Sterling Ct.
Mentor, OH 44060
Bill Gallagher

Client Project: 99 & 125 Erie St Pre-Demo Survey

EA Group Workorder Number: 230900152

Received on September 18, 2023

The following analytical report contains results as requested for samples as received by EA Group. The results included in this report have been reviewed for compliance with the analytical methods indicated in this report. All data has been found to be compliant with accepted laboratory protocol, except as noted in the QC narrative. Industrial hygiene reports, air and/or surface concentrations results are based upon sampling information provided by the client. Analyst initials of REF indicate analysis performed at a subcontract facility.

If you have questions, comments or require further assistance regarding this report, please contact your client services representative or one of the individuals listed below.

Data or reporting:

Debbie Lauer - Lab Manager
dlauer@eagroupohio.com

Sample tracking, supplies:

Sample Receiving
sreceiving@eagroupohio.com

Invoice Related:

Bonnie Renbarger - Office Manager
brenbarger@eagroupohio.com

Reproduction of this report is prohibited except in its entirety. Unless noted, soil, sludge and sediment results are reported on dry weight basis. The "Sample Reporting Limit" is based on the method used for analysis and does not refer to any regulatory limit. These results relate only to the items tested.



EA GROUP

Environmental Analysis
and Management

Laboratory Analytical Report

CT Consultants, Inc.

8150 Sterling Ct.

Mentor, OH 44060

Attention:
Bill Gallagher

Project Identification

99 & 125 Erie St Pre-Demo Survey

OH45652

Purchase Order:

EA Group

Order Number

2309-00152

Carl R. Eggebraaten
Microscopist

Deborah L. Lauer
Laboratory Manager

September 27, 2023



EA GROUP

Environmental Analysis
and Management

Project Summary

The following analytical report contains the results as requested for samples submitted to EA Group. The results included in this report have been reviewed for compliance with the analytical methods indicated in this report. All data have been found to be compliant with accepted laboratory protocol. Exceptions, if any, are noted below.

Sample Summary

Sample Receive Date: 9/18/2023

EAG	Client	EAG	Client
<u>Sample Identification</u>	<u>Sample Identification</u>	<u>Sample Identification</u>	<u>Sample Identification</u>
230900152-001A	OH45652-01	230900152-002A	OH45652-02
230900152-003A	OH45652-03	230900152-004A	OH45652-04
230900152-005A	OH45652-05	230900152-006A	OH45652-06
230900152-007A	OH45652-07	230900152-008A	OH45652-08
230900152-009A	OH45652-09	230900152-010A	OH45652-10
230900152-011A	OH45652-11	230900152-012A	OH45652-12
230900152-013A	OH45652-13	230900152-014A	OH45652-14
230900152-015A	OH45652-15	230900152-016A	OH45652-16
230900152-017A	OH45652-17	230900152-018A	OH45652-18
230900152-019A	OH45652-19	230900152-020A	OH45652-20
230900152-021A	OH45652-21	230900152-022A	OH45652-22
230900152-023A	OH45652-23	230900152-024A	OH45652-24
230900152-025A	OH45652-25	230900152-026A	OH45652-26
230900152-027A	OH45652-27	230900152-028A	OH45652-28
230900152-029A	OH45652-29	230900152-030A	OH45652-30
230900152-031A	OH45652-31	230900152-032A	OH45652-32
230900152-033A	OH45652-33	230900152-034A	OH45652-34
230900152-035A	OH45652-35	230900152-036A	OH45652-36
230900152-037A	OH45652-37	230900152-038A	OH45652-38
230900152-039A	OH45652-39	230900152-040A	OH45652-40
230900152-041A	OH45652-41	230900152-042A	OH45652-42
230900152-043A	OH45652-43	230900152-044A	OH45652-44
230900152-045A	OH45652-45	230900152-046A	OH45652-46
230900152-047A	OH45652-47	230900152-048A	OH45652-48
230900152-049A	OH45652-49	230900152-050A	OH45652-50
230900152-051A	OH45652-51	230900152-052A	OH45652-52
230900152-053A	OH45652-53	230900152-054A	OH45652-54
230900152-055A	OH45652-55	230900152-056A	OH45652-56
230900152-057A	OH45652-57	230900152-058A	OH45652-58
230900152-059A	OH45652-59	230900152-060A	OH45652-60
230900152-061A	OH45652-61	230900152-062A	OH45652-62
230900152-063A	OH45652-63	230900152-064A	OH45652-64
230900152-065A	OH45652-65	230900152-066A	OH45652-66
230900152-067A	OH45652-67	230900152-068A	OH45652-68
230900152-069A	OH45652-69	230900152-070A	OH45652-70
230900152-071A	OH45652-71	230900152-072A	OH45652-72



Project Summary

The following analytical report contains the results as requested for samples submitted to EA Group. The results included in this report have been reviewed for compliance with the analytical methods indicated in this report. All data have been found to be compliant with accepted laboratory protocol. Exceptions, if any, are noted below.

Sample Summary

Sample Receive Date: 9/18/2023

EAG	Client	EAG	Client
<u>Sample Identification</u>	<u>Sample Identification</u>	<u>Sample Identification</u>	<u>Sample Identification</u>
230900152-073A	OH45652-73	230900152-074A	OH45652-74
230900152-075A	OH45652-75	230900152-076A	OH45652-76
230900152-077A	OH45652-77	230900152-078A	OH45652-78
230900152-079A	OH45652-79	230900152-080A	OH45652-80

Quality Control Narrative

This report contains data which was produced by a subcontracted laboratory NVLAP Lab Code 101165-0 for Asbestos Analysis.

IATL, Inc.

9000 Commerce Parkway, Suite B

Mt. Laurel, NJ 08054



Project Summary

The following analytical report contains the results as requested for samples submitted to EA Group. The results included in this report have been reviewed for compliance with the analytical methods indicated in this report. All data have been found to be compliant with accepted laboratory protocol. Exceptions, if any, are noted below.

Sample Summary

Sample Receive Date: 9/18/2023

EAG Client
Sample Identification Sample Identification

EAG Client
Sample Identification Sample Identification

Reproduction of this report is prohibited except in its entirety. Unless noted, soil, sludge, and sediment results are reported on dry weight basis. The "Sample Reporting Limit" is based on the method used for analysis and does not refer to any regulatory limit.

CERTIFICATE OF ANALYSIS

Client: EA Group 7118 Industrial Park Mentor OH 44060	Report Date: 9/22/2023 Report No.: 689899 - PLM Project: OH45652 Project No.: 2309-152
Client: EAG482	

PLM BULK SAMPLE ANALYSIS SUMMARY

Lab No.: 7673931 Client No.: OH45652-01	Analyst Observation: White Drywall Client Description:	Location: Facility:
<u>Percent Asbestos:</u> <i>None Detected</i>	<u>Percent Non-Asbestos Fibrous Material:</u> None Detected	<u>Percent Non-Fibrous Material:</u> 100
Lab No.: 7673931(L2) Client No.: OH45652-01	Analyst Observation: White Joint Compound Client Description:	Location: Facility:
<u>Percent Asbestos:</u> <i>None Detected</i>	<u>Percent Non-Asbestos Fibrous Material:</u> None Detected	<u>Percent Non-Fibrous Material:</u> 100
Lab No.: 7673932 Client No.: OH45652-02	Analyst Observation: White Drywall Client Description:	Location: Facility:
<u>Percent Asbestos:</u> <i>None Detected</i>	<u>Percent Non-Asbestos Fibrous Material:</u> None Detected	<u>Percent Non-Fibrous Material:</u> 100
Lab No.: 7673932(L2) Client No.: OH45652-02	Analyst Observation: White Joint Compound Client Description:	Location: Facility:
<u>Percent Asbestos:</u> <i>None Detected</i>	<u>Percent Non-Asbestos Fibrous Material:</u> None Detected	<u>Percent Non-Fibrous Material:</u> 100
Lab No.: 7673933 Client No.: OH45652-03	Analyst Observation: White Drywall Client Description:	Location: Facility:
<u>Percent Asbestos:</u> <i>None Detected</i>	<u>Percent Non-Asbestos Fibrous Material:</u> None Detected	<u>Percent Non-Fibrous Material:</u> 100
Lab No.: 7673933(L2) Client No.: OH45652-03	Analyst Observation: White Joint Compound Client Description:	Location: Facility:
<u>Percent Asbestos:</u> <i>None Detected</i>	<u>Percent Non-Asbestos Fibrous Material:</u> None Detected	<u>Percent Non-Fibrous Material:</u> 100

Please refer to the Appendix of this report for further information regarding your analysis.

Date Received: 9/20/2023
Date Analyzed: 09/22/2023
Signature:
Analyst: Maxamillian Roselli

Approved By:
Frank E. Ehrenfeld, III
Laboratory Director

CERTIFICATE OF ANALYSIS

Client: EA Group
7118 Industrial Park
Mentor OH 44060

Client: EAG482

Report Date: 9/22/2023
Report No.: 689899 - PLM
Project: OH45652
Project No.: 2309-152

PLM BULK SAMPLE ANALYSIS SUMMARY

Lab No.: 7673934 **Analyst Observation:** White Drywall **Location:**
Client No.: OH45652-04 **Client Description:** **Facility:**
Percent Asbestos: Percent Non-Asbestos Fibrous Material: Percent Non-Fibrous Material:
None Detected None Detected 100

Lab No.: 7673934(L2) **Analyst Observation:** White Joint Compound **Location:**
Client No.: OH45652-04 **Client Description:** **Facility:**
Percent Asbestos: Percent Non-Asbestos Fibrous Material: Percent Non-Fibrous Material:
None Detected None Detected 100

Lab No.: 7673935 **Analyst Observation:** White Drywall **Location:**
Client No.: OH45652-05 **Client Description:** **Facility:**
Percent Asbestos: Percent Non-Asbestos Fibrous Material: Percent Non-Fibrous Material:
None Detected None Detected 100

Lab No.: 7673935(L2) **Analyst Observation:** White Joint Compound **Location:**
Client No.: OH45652-05 **Client Description:** **Facility:**
Percent Asbestos: Percent Non-Asbestos Fibrous Material: Percent Non-Fibrous Material:
None Detected None Detected 100

Lab No.: 7673936 **Analyst Observation:** White Drywall **Location:**
Client No.: OH45652-06 **Client Description:** **Facility:**
Percent Asbestos: Percent Non-Asbestos Fibrous Material: Percent Non-Fibrous Material:
None Detected None Detected 100

Lab No.: 7673936(L2) **Analyst Observation:** White Joint Compound **Location:**
Client No.: OH45652-06 **Client Description:** **Facility:**
Percent Asbestos: Percent Non-Asbestos Fibrous Material: Percent Non-Fibrous Material:
None Detected None Detected 100

Please refer to the Appendix of this report for further information regarding your analysis.

Date Received: 9/20/2023
Date Analyzed: 09/22/2023
Signature:
Analyst: Maxamillian Roselli

Approved By:
Frank E. Ehrenfeld, III
Laboratory Director

CERTIFICATE OF ANALYSIS

Client: EA Group
7118 Industrial Park
Mentor OH 44060

Report Date: 9/22/2023
Report No.: 689899 - PLM
Project: OH45652
Project No.: 2309-152

Client: EAG482

PLM BULK SAMPLE ANALYSIS SUMMARY

Lab No.: 7673937 **Analyst Observation:** Grey Plaster **Location:**
Client No.: OH45652-07 **Client Description:** **Facility:**
Percent Asbestos: Percent Non-Asbestos Fibrous Material: Percent Non-Fibrous Material:
None Detected None Detected 100

Sample received wet

Lab No.: 7673938 **Analyst Observation:** Grey Plaster **Location:**
Client No.: OH45652-08 **Client Description:** **Facility:**
Percent Asbestos: Percent Non-Asbestos Fibrous Material: Percent Non-Fibrous Material:
None Detected None Detected 100

Sample received wet

Lab No.: 7673938(L2) **Analyst Observation:** White Plaster **Location:**
Client No.: OH45652-08 **Client Description:** **Facility:**
Percent Asbestos: Percent Non-Asbestos Fibrous Material: Percent Non-Fibrous Material:
None Detected None Detected 100

Sample received wet

Lab No.: 7673939 **Analyst Observation:** Grey Plaster **Location:**
Client No.: OH45652-09 **Client Description:** **Facility:**
Percent Asbestos: Percent Non-Asbestos Fibrous Material: Percent Non-Fibrous Material:
None Detected None Detected 100

Sample received wet

Lab No.: 7673939(L2) **Analyst Observation:** White Plaster **Location:**
Client No.: OH45652-09 **Client Description:** **Facility:**
Percent Asbestos: Percent Non-Asbestos Fibrous Material: Percent Non-Fibrous Material:
None Detected None Detected 100

Sample received wet

Please refer to the Appendix of this report for further information regarding your analysis.

Date Received: 9/20/2023
Date Analyzed: 09/22/2023
Signature:
Analyst: Maxamillian Roselli

Approved By:
Frank E. Ehrenfeld, III
Laboratory Director

CERTIFICATE OF ANALYSIS

Client: EA Group
7118 Industrial Park
Mentor OH 44060

Report Date: 9/22/2023
Report No.: 689899 - PLM
Project: OH45652
Project No.: 2309-152

Client: EAG482

PLM BULK SAMPLE ANALYSIS SUMMARY

Lab No.: 7673940 **Analyst Observation:** Grey Plaster **Location:**
Client No.: OH45652-10 **Client Description:** **Facility:**
Percent Asbestos: Percent Non-Asbestos Fibrous Material: Percent Non-Fibrous Material:
None Detected None Detected 100

Sample received wet

Lab No.: 7673940(L2) **Analyst Observation:** White Plaster **Location:**
Client No.: OH45652-10 **Client Description:** **Facility:**
Percent Asbestos: Percent Non-Asbestos Fibrous Material: Percent Non-Fibrous Material:
None Detected None Detected 100

Sample received wet

Lab No.: 7673941 **Analyst Observation:** Grey Plaster **Location:**
Client No.: OH45652-11 **Client Description:** **Facility:**
Percent Asbestos: Percent Non-Asbestos Fibrous Material: Percent Non-Fibrous Material:
None Detected None Detected 100


Sample received wet


Lab No.: 7673942 **Analyst Observation:** White Drywall **Location:**
Client No.: OH45652-12 **Client Description:** **Facility:**
Percent Asbestos: Percent Non-Asbestos Fibrous Material: Percent Non-Fibrous Material:
None Detected None Detected 100

Lab No.: 7673942(L2) **Analyst Observation:** White Joint Compound **Location:**
Client No.: OH45652-12 **Client Description:** **Facility:**
Percent Asbestos: Percent Non-Asbestos Fibrous Material: Percent Non-Fibrous Material:
None Detected None Detected 100

Lab No.: 7673943 **Analyst Observation:** White Drywall **Location:**
Client No.: OH45652-13 **Client Description:** **Facility:**
Percent Asbestos: Percent Non-Asbestos Fibrous Material: Percent Non-Fibrous Material:
None Detected None Detected 100

Please refer to the Appendix of this report for further information regarding your analysis.

Date Received: 9/20/2023
Date Analyzed: 09/22/2023
Signature: 
Analyst: Maxamillian Roselli

Approved By: 
Frank E. Ehrenfeld, III
Laboratory Director

CERTIFICATE OF ANALYSIS

Client: EA Group
7118 Industrial Park
Mentor OH 44060

Client: EAG482

Report Date: 9/22/2023
Report No.: 689899 - PLM
Project: OH45652
Project No.: 2309-152

PLM BULK SAMPLE ANALYSIS SUMMARY

Lab No.: 7673943(L2)	Analyst Observation: White Joint Compound	Location:
Client No.: OH45652-13	Client Description:	Facility:
<u>Percent Asbestos:</u> <i>None Detected</i>	<u>Percent Non-Asbestos Fibrous Material:</u> None Detected	<u>Percent Non-Fibrous Material:</u> 100

Lab No.: 7673943(L3)	Analyst Observation: Lt Yellow Joint Compound	Location:
Client No.: OH45652-13	Client Description:	Facility:
<u>Percent Asbestos:</u> PC 0.75 Chrysotile	<u>Percent Non-Asbestos Fibrous Material:</u> None Detected	<u>Percent Non-Fibrous Material:</u> 99.25

Lab No.: 7673944	Analyst Observation: Off-White Insulation	Location:
Client No.: OH45652-14	Client Description:	Facility:
<u>Percent Asbestos:</u> 40 Chrysotile PC 3.6 Crocidolite	<u>Percent Non-Asbestos Fibrous Material:</u> None Detected	<u>Percent Non-Fibrous Material:</u> 56.4

Lab No.: 7673945	Analyst Observation: Sample Not Analyzed	Location:
Client No.: OH45652-15	Client Description:	Facility:
<u>Percent Asbestos:</u> <i>Sample Not Analyzed</i>	<u>Percent Non-Asbestos Fibrous Material:</u> Sample Not Analyzed	<u>Percent Non-Fibrous Material:</u>

Note: Positive stop analysis instructions per client for each homogeneous sample group.

Lab No.: 7673946	Analyst Observation: Sample Not Analyzed	Location:
Client No.: OH45652-16	Client Description:	Facility:
<u>Percent Asbestos:</u> <i>Sample Not Analyzed</i>	<u>Percent Non-Asbestos Fibrous Material:</u> Sample Not Analyzed	<u>Percent Non-Fibrous Material:</u>

Note: Positive stop analysis instructions per client for each homogeneous sample group.

Lab No.: 7673947	Analyst Observation: White Ceiling Tile	Location:
Client No.: OH45652-17	Client Description:	Facility:
<u>Percent Asbestos:</u> <i>None Detected</i>	<u>Percent Non-Asbestos Fibrous Material:</u> 15 Cellulose 15 Fibrous Glass	<u>Percent Non-Fibrous Material:</u> 70

Please refer to the Appendix of this report for further information regarding your analysis.

Date Received: 9/20/2023
Date Analyzed: 09/22/2023
Signature:
Analyst: Maxamillian Roselli

Approved By:
Frank E. Ehrenfeld, III
Laboratory Director

CERTIFICATE OF ANALYSIS

Client: EA Group
7118 Industrial Park
Mentor OH 44060

Client: EAG482

Report Date: 9/22/2023
Report No.: 689899 - PLM
Project: OH45652
Project No.: 2309-152

PLM BULK SAMPLE ANALYSIS SUMMARY

Lab No.: 7673948 **Analyst Observation:** White Ceiling Tile **Location:**
Client No.: OH45652-18 **Client Description:** **Facility:**
Percent Asbestos: **Percent Non-Asbestos Fibrous Material:** **Percent Non-Fibrous Material:**
None Detected 15 Cellulose 70
15 Fibrous Glass

Lab No.: 7673949 **Analyst Observation:** Tan Cove Base **Location:**
Client No.: OH45652-19 **Client Description:** **Facility:**
Percent Asbestos: **Percent Non-Asbestos Fibrous Material:** **Percent Non-Fibrous Material:**
None Detected None Detected 100


Lab No.: 7673949(L2) **Analyst Observation:** Yellow Mastic **Location:**
Client No.: OH45652-19 **Client Description:** **Facility:**
Percent Asbestos: **Percent Non-Asbestos Fibrous Material:** **Percent Non-Fibrous Material:**
None Detected None Detected 100


Lab No.: 7673950 **Analyst Observation:** Tan Cove Base **Location:**
Client No.: OH45652-20 **Client Description:** **Facility:**
Percent Asbestos: **Percent Non-Asbestos Fibrous Material:** **Percent Non-Fibrous Material:**
None Detected None Detected 100

Lab No.: 7673950(L2) **Analyst Observation:** Yellow Mastic **Location:**
Client No.: OH45652-20 **Client Description:** **Facility:**
Percent Asbestos: **Percent Non-Asbestos Fibrous Material:** **Percent Non-Fibrous Material:**
None Detected None Detected 100

Lab No.: 7673951 **Analyst Observation:** Tan Floor Tile **Location:**
Client No.: OH45652-21 **Client Description:** **Facility:**
Percent Asbestos: **Percent Non-Asbestos Fibrous Material:** **Percent Non-Fibrous Material:**
None Detected None Detected 100

Please refer to the Appendix of this report for further information regarding your analysis.

Date Received: 9/20/2023
Date Analyzed: 09/22/2023
Signature: 
Analyst: Maxamillian Roselli

Approved By: 
Frank E. Ehrenfeld, III
Laboratory Director

CERTIFICATE OF ANALYSIS

Client: EA Group
7118 Industrial Park
Mentor OH 44060

Report Date: 9/22/2023
Report No.: 689899 - PLM
Project: OH45652
Project No.: 2309-152

Client: EAG482

PLM BULK SAMPLE ANALYSIS SUMMARY

Lab No.: 7673951(L2) **Analyst Observation:** Yellow/Off-White Mastic/Leveling Compound **Location:**
Client No.: OH45652-21 **Client Description:** **Facility:**
Percent Asbestos: Percent Non-Asbestos Fibrous Material: Percent Non-Fibrous Material:
None Detected None Detected 100

Lab No.: 7673952 **Analyst Observation:** Tan Floor Tile **Location:**
Client No.: OH45652-22 **Client Description:** **Facility:**
Percent Asbestos: Percent Non-Asbestos Fibrous Material: Percent Non-Fibrous Material:
None Detected None Detected 100

Lab No.: 7673952(L2) **Analyst Observation:** Yellow/Off-White Mastic/Leveling Compound **Location:**
Client No.: OH45652-22 **Client Description:** **Facility:**
Percent Asbestos: Percent Non-Asbestos Fibrous Material: Percent Non-Fibrous Material:
None Detected None Detected 100

Lab No.: 7673953 **Analyst Observation:** Off-White Insulation **Location:**
Client No.: OH45652-23 **Client Description:** **Facility:**
Percent Asbestos: Percent Non-Asbestos Fibrous Material: Percent Non-Fibrous Material:
30 Chrysotile None Detected 70


Lab No.: 7673954 **Analyst Observation:** Sample Not Analyzed **Location:**
Client No.: OH45652-24 **Client Description:** **Facility:**
Percent Asbestos: Percent Non-Asbestos Fibrous Material: Percent Non-Fibrous Material:
Sample Not Analyzed Sample Not Analyzed


Note: Positive stop analysis instructions per client for each homogeneous sample group.

Lab No.: 7673955 **Analyst Observation:** Sample Not Analyzed **Location:**
Client No.: OH45652-25 **Client Description:** **Facility:**
Percent Asbestos: Percent Non-Asbestos Fibrous Material: Percent Non-Fibrous Material:
Sample Not Analyzed Sample Not Analyzed

Note: Positive stop analysis instructions per client for each homogeneous sample group.

Please refer to the Appendix of this report for further information regarding your analysis.

Date Received: 9/20/2023
Date Analyzed: 09/22/2023
Signature: 
Analyst: Maxamillian Roselli

Approved By: 
Frank E. Ehrenfeld, III
Laboratory Director

CERTIFICATE OF ANALYSIS

Client: EA Group
7118 Industrial Park
Mentor OH 44060

Report Date: 9/22/2023
Report No.: 689899 - PLM
Project: OH45652
Project No.: 2309-152

Client: EAG482

PLM BULK SAMPLE ANALYSIS SUMMARY

Lab No.: 7673956 **Analyst Observation:** Black Tar Paper **Location:**
Client No.: OH45652-26 **Client Description:** **Facility:**
Percent Asbestos: Percent Non-Asbestos Fibrous Material: Percent Non-Fibrous Material:
None Detected 5 Cellulose 95

Lab No.: 7673957 **Analyst Observation:** Black Tar Paper **Location:**
Client No.: OH45652-27 **Client Description:** **Facility:**
Percent Asbestos: Percent Non-Asbestos Fibrous Material: Percent Non-Fibrous Material:
None Detected 5 Cellulose 95

Lab No.: 7673958 **Analyst Observation:** Grey Plaster **Location:**
Client No.: OH45652-28 **Client Description:** **Facility:**
Percent Asbestos: Percent Non-Asbestos Fibrous Material: Percent Non-Fibrous Material:
None Detected None Detected 100

Lab No.: 7673958(L2) **Analyst Observation:** Off-White Joint Compound **Location:**
Client No.: OH45652-28 **Client Description:** **Facility:**
Percent Asbestos: Percent Non-Asbestos Fibrous Material: Percent Non-Fibrous Material:
PC Trace Chrysotile None Detected 100

Lab No.: 7673959 **Analyst Observation:** Grey Plaster **Location:**
Client No.: OH45652-29 **Client Description:** **Facility:**
Percent Asbestos: Percent Non-Asbestos Fibrous Material: Percent Non-Fibrous Material:
None Detected None Detected 100

Lab No.: 7673959(L2) **Analyst Observation:** Off-White Joint Compound **Location:**
Client No.: OH45652-29 **Client Description:** **Facility:**
Percent Asbestos: Percent Non-Asbestos Fibrous Material: Percent Non-Fibrous Material:
PC 0.5 Chrysotile None Detected 99.5

Please refer to the Appendix of this report for further information regarding your analysis.

Date Received: 9/20/2023
Date Analyzed: 09/22/2023
Signature:
Analyst: Maxamillian Roselli

Approved By:
Frank E. Ehrenfeld, III
Laboratory Director

CERTIFICATE OF ANALYSIS

Client: EA Group
7118 Industrial Park
Mentor OH 44060

Client: EAG482

Report Date: 9/22/2023
Report No.: 689899 - PLM
Project: OH45652
Project No.: 2309-152

PLM BULK SAMPLE ANALYSIS SUMMARY

Lab No.: 7673960 **Analyst Observation:** Grey Plaster **Location:**
Client No.: OH45652-30 **Client Description:** **Facility:**
Percent Asbestos: Percent Non-Asbestos Fibrous Material: Percent Non-Fibrous Material:
None Detected None Detected 100

Lab No.: 7673960(L2) **Analyst Observation:** Off-White Joint Compound **Location:**
Client No.: OH45652-30 **Client Description:** **Facility:**
Percent Asbestos: Percent Non-Asbestos Fibrous Material: Percent Non-Fibrous Material:
PC 0.5 Chrysotile None Detected 99.5


Lab No.: 7673961 **Analyst Observation:** Grey Plaster **Location:**
Client No.: OH45652-31 **Client Description:** **Facility:**
Percent Asbestos: Percent Non-Asbestos Fibrous Material: Percent Non-Fibrous Material:
None Detected None Detected 100


Lab No.: 7673961(L2) **Analyst Observation:** Off-White Joint Compound **Location:**
Client No.: OH45652-31 **Client Description:** **Facility:**
Percent Asbestos: Percent Non-Asbestos Fibrous Material: Percent Non-Fibrous Material:
PC Trace Chrysotile None Detected 100

Lab No.: 7673962 **Analyst Observation:** Grey Plaster **Location:**
Client No.: OH45652-32 **Client Description:** **Facility:**
Percent Asbestos: Percent Non-Asbestos Fibrous Material: Percent Non-Fibrous Material:
None Detected None Detected 100

Lab No.: 7673962(L2) **Analyst Observation:** White Joint Compound **Location:**
Client No.: OH45652-32 **Client Description:** **Facility:**
Percent Asbestos: Percent Non-Asbestos Fibrous Material: Percent Non-Fibrous Material:
None Detected None Detected 100

Please refer to the Appendix of this report for further information regarding your analysis.

Date Received: 9/20/2023
Date Analyzed: 09/22/2023
Signature: 
Analyst: Maxamillian Roselli

Approved By: 
Frank E. Ehrenfeld, III
Laboratory Director

CERTIFICATE OF ANALYSIS

Client: EA Group
7118 Industrial Park
Mentor OH 44060

Client: EAG482

Report Date: 9/22/2023
Report No.: 689899 - PLM
Project: OH45652
Project No.: 2309-152

PLM BULK SAMPLE ANALYSIS SUMMARY

Lab No.: 7673963 **Analyst Observation:** Grey Plaster **Location:**
Client No.: OH45652-33 **Client Description:** **Facility:**
Percent Asbestos: Percent Non-Asbestos Fibrous Material: Percent Non-Fibrous Material:
None Detected None Detected 100

Lab No.: 7673963(L2) **Analyst Observation:** Off-White Plaster **Location:**
Client No.: OH45652-33 **Client Description:** **Facility:**
Percent Asbestos: Percent Non-Asbestos Fibrous Material: Percent Non-Fibrous Material:
None Detected None Detected 100

Lab No.: 7673964 **Analyst Observation:** Grey Plaster **Location:**
Client No.: OH45652-34 **Client Description:** **Facility:**
Percent Asbestos: Percent Non-Asbestos Fibrous Material: Percent Non-Fibrous Material:
None Detected None Detected 100

Lab No.: 7673964(L2) **Analyst Observation:** Off-White Plaster **Location:**
Client No.: OH45652-34 **Client Description:** **Facility:**
Percent Asbestos: Percent Non-Asbestos Fibrous Material: Percent Non-Fibrous Material:
None Detected None Detected 100

Lab No.: 7673965 **Analyst Observation:** Grey Plaster **Location:**
Client No.: OH45652-35 **Client Description:** **Facility:**
Percent Asbestos: Percent Non-Asbestos Fibrous Material: Percent Non-Fibrous Material:
None Detected None Detected 100

Lab No.: 7673965(L2) **Analyst Observation:** White Plaster **Location:**
Client No.: OH45652-35 **Client Description:** **Facility:**
Percent Asbestos: Percent Non-Asbestos Fibrous Material: Percent Non-Fibrous Material:
None Detected None Detected 100

Please refer to the Appendix of this report for further information regarding your analysis.

Date Received: 9/20/2023
Date Analyzed: 09/22/2023
Signature:
Analyst: Maxamillian Roselli

Approved By:
Frank E. Ehrenfeld, III
Laboratory Director

CERTIFICATE OF ANALYSIS

Client: EA Group
7118 Industrial Park
Mentor OH 44060

Client: EAG482

Report Date: 9/22/2023
Report No.: 689899 - PLM
Project: OH45652
Project No.: 2309-152

PLM BULK SAMPLE ANALYSIS SUMMARY

Lab No.: 7673966 **Analyst Observation:** Grey Plaster **Location:**
Client No.: OH45652-36 **Client Description:** **Facility:**
Percent Asbestos: Percent Non-Asbestos Fibrous Material: Percent Non-Fibrous Material:
None Detected None Detected 100

Lab No.: 7673966(L2) **Analyst Observation:** White Plaster **Location:**
Client No.: OH45652-36 **Client Description:** **Facility:**
Percent Asbestos: Percent Non-Asbestos Fibrous Material: Percent Non-Fibrous Material:
None Detected None Detected 100

Lab No.: 7673967 **Analyst Observation:** Grey Plaster **Location:**
Client No.: OH45652-37 **Client Description:** **Facility:**
Percent Asbestos: Percent Non-Asbestos Fibrous Material: Percent Non-Fibrous Material:
None Detected None Detected 100

Lab No.: 7673967(L2) **Analyst Observation:** Off-White Plaster **Location:**
Client No.: OH45652-37 **Client Description:** **Facility:**
Percent Asbestos: Percent Non-Asbestos Fibrous Material: Percent Non-Fibrous Material:
None Detected None Detected 100

Lab No.: 7673968 **Analyst Observation:** Yellow Mastic **Location:**
Client No.: OH45652-38 **Client Description:** **Facility:**
Percent Asbestos: Percent Non-Asbestos Fibrous Material: Percent Non-Fibrous Material:
None Detected None Detected 100

Lab No.: 7673969 **Analyst Observation:** Yellow Mastic **Location:**
Client No.: OH45652-39 **Client Description:** **Facility:**
Percent Asbestos: Percent Non-Asbestos Fibrous Material: Percent Non-Fibrous Material:
None Detected None Detected 100

Please refer to the Appendix of this report for further information regarding your analysis.

Date Received: 9/20/2023
Date Analyzed: 09/22/2023
Signature:
Analyst: Maxamillian Roselli

Approved By:
Frank E. Ehrenfeld, III
Laboratory Director

CERTIFICATE OF ANALYSIS

Client: EA Group
7118 Industrial Park
Mentor OH 44060

Report Date: 9/22/2023
Report No.: 689899 - PLM
Project: OH45652
Project No.: 2309-152

Client: EAG482

PLM BULK SAMPLE ANALYSIS SUMMARY

Lab No.: 7673970
Client No.: OH45652-40

Analyst Observation: Black Tar Paper
Client Description:


Location:
Facility:


Percent Asbestos:
None Detected

Percent Non-Asbestos Fibrous Material:
5 Cellulose

Percent Non-Fibrous Material:
95

Please refer to the Appendix of this report for further information regarding your analysis.

Date Received: 9/20/2023
Date Analyzed: 09/22/2023
Signature: 
Analyst: Maxamillian Roselli

Approved By: 
Frank E. Ehrenfeld, III
Laboratory Director

CERTIFICATE OF ANALYSIS

Client: EA Group
7118 Industrial Park
Mentor OH 44060

Report Date: 9/22/2023
Report No.: 689899 - PLM
Project: OH45652
Project No.: 2309-152

Client: EAG482

PLM BULK SAMPLE ANALYSIS SUMMARY

Lab No.: 7673971	Analyst Observation: Black Tar Paper	Location:
Client No.: OH45652-41	Client Description:	Facility:
<u>Percent Asbestos:</u> None Detected	<u>Percent Non-Asbestos Fibrous Material:</u> 40 Cellulose	<u>Percent Non-Fibrous Material:</u> 60

Lab No.: 7673972	Analyst Observation: White Ceiling Tile	Location:
Client No.: OH45652-42	Client Description:	Facility:
<u>Percent Asbestos:</u> None Detected	<u>Percent Non-Asbestos Fibrous Material:</u> 100 Cellulose	<u>Percent Non-Fibrous Material:</u> None Detected

Lab No.: 7673973	Analyst Observation: White Ceiling Tile	Location:
Client No.: OH45652-43	Client Description:	Facility:
<u>Percent Asbestos:</u> None Detected	<u>Percent Non-Asbestos Fibrous Material:</u> 100 Cellulose	<u>Percent Non-Fibrous Material:</u> None Detected

Lab No.: 7673974	Analyst Observation: Beige Vinyl Sheet Flooring	Location:
Client No.: OH45652-44	Client Description:	Facility:
<u>Percent Asbestos:</u> None Detected	<u>Percent Non-Asbestos Fibrous Material:</u> 40 Cellulose	<u>Percent Non-Fibrous Material:</u> 60

Lab No.: 7673974(L2)	Analyst Observation: Black Underlayment	Location:
Client No.: OH45652-44	Client Description:	Facility:
<u>Percent Asbestos:</u> None Detected	<u>Percent Non-Asbestos Fibrous Material:</u> 60 Cellulose	<u>Percent Non-Fibrous Material:</u> 40

Lab No.: 7673975	Analyst Observation: Beige Vinyl Sheet Flooring	Location:
Client No.: OH45652-45	Client Description:	Facility:
<u>Percent Asbestos:</u> None Detected	<u>Percent Non-Asbestos Fibrous Material:</u> 40 Cellulose	<u>Percent Non-Fibrous Material:</u> 60

Please refer to the Appendix of this report for further information regarding your analysis.

Date Received: 9/20/2023
Date Analyzed: 09/22/2023
Signature:
Analyst: Aidan Becker

Approved By:
Frank E. Ehrenfeld, III
Laboratory Director


CERTIFICATE OF ANALYSIS


Client: EA Group 7118 Industrial Park Mentor OH 44060	Report Date: 9/22/2023 Report No.: 689899 - PLM Project: OH45652 Project No.: 2309-152
Client: EAG482	

PLM BULK SAMPLE ANALYSIS SUMMARY

Lab No.: 7673975(L2) Client No.: OH45652-45	Analyst Observation: Black Underlayment Client Description:	Location: Facility:
<u>Percent Asbestos:</u> <i>None Detected</i>	<u>Percent Non-Asbestos Fibrous Material:</u> 60 Cellulose	<u>Percent Non-Fibrous Material:</u> 40
Lab No.: 7673976 Client No.: OH45652-46	Analyst Observation: Tan Vinyl Sheet Flooring Client Description:	Location: Facility:
<u>Percent Asbestos:</u> <i>20 Chrysotile</i>	<u>Percent Non-Asbestos Fibrous Material:</u> None Detected	<u>Percent Non-Fibrous Material:</u> 80
Lab No.: 7673977 Client No.: OH45652-47	Analyst Observation: Sample Not Analyzed Client Description:	Location: Facility:
<u>Percent Asbestos:</u> <i>Sample Not Analyzed</i>	<u>Percent Non-Asbestos Fibrous Material:</u> Sample Not Analyzed	<u>Percent Non-Fibrous Material:</u>
<u>Note: Positive stop analysis instructions per client for each homogeneous sample group.</u>		
Lab No.: 7673978 Client No.: OH45652-48	Analyst Observation: Black Mastic Client Description:	Location: Facility:
<u>Percent Asbestos:</u> <i>None Detected</i>	<u>Percent Non-Asbestos Fibrous Material:</u> None Detected	<u>Percent Non-Fibrous Material:</u> 100
Lab No.: 7673979 Client No.: OH45652-49	Analyst Observation: Black Mastic Client Description:	Location: Facility:
<u>Percent Asbestos:</u> <i>None Detected</i>	<u>Percent Non-Asbestos Fibrous Material:</u> None Detected	<u>Percent Non-Fibrous Material:</u> 100
Lab No.: 7673980 Client No.: OH45652-50	Analyst Observation: White Drywall Client Description:	Location: Facility:
<u>Percent Asbestos:</u> <i>None Detected</i>	<u>Percent Non-Asbestos Fibrous Material:</u> 5 Cellulose	<u>Percent Non-Fibrous Material:</u> 95

Please refer to the Appendix of this report for further information regarding your analysis.

Date Received: 9/20/2023
Date Analyzed: 09/22/2023
Signature: 
Analyst: Aidan Becker

Approved By: 
Frank E. Ehrenfeld, III
Laboratory Director

CERTIFICATE OF ANALYSIS

Client: EA Group 7118 Industrial Park Mentor OH 44060	Report Date: 9/22/2023 Report No.: 689899 - PLM Project: OH45652 Project No.: 2309-152
Client: EAG482	

PLM BULK SAMPLE ANALYSIS SUMMARY

Lab No.: 7673980(L2) Client No.: OH45652-50	Analyst Observation: Off-White Joint Compound Client Description:	Location: Facility:
<u>Percent Asbestos:</u> <i>PC 1.1 Chrysotile</i>	<u>Percent Non-Asbestos Fibrous Material:</u> None Detected	<u>Percent Non-Fibrous Material:</u> 98.9

Lab No.: 7673981 Client No.: OH45652-51	Analyst Observation: White Drywall Client Description:	Location: Facility:
<u>Percent Asbestos:</u> <i>Sample Not Analyzed</i>	<u>Percent Non-Asbestos Fibrous Material:</u> Sample Not Analyzed	<u>Percent Non-Fibrous Material:</u>

Note: Positive stop analysis instructions per client for each homogeneous sample group.

Lab No.: 7673982 Client No.: OH45652-52	Analyst Observation: Grey Plaster Client Description:	Location: Facility:
<u>Percent Asbestos:</u> <i>None Detected</i>	<u>Percent Non-Asbestos Fibrous Material:</u> 1 Hair	<u>Percent Non-Fibrous Material:</u> 99

Lab No.: 7673982(L2) Client No.: OH45652-52	Analyst Observation: White Texture Client Description:	Location: Facility:
<u>Percent Asbestos:</u> <i>None Detected</i>	<u>Percent Non-Asbestos Fibrous Material:</u> 2 Cellulose	<u>Percent Non-Fibrous Material:</u> 98

Lab No.: 7673983 Client No.: OH45652-53	Analyst Observation: Grey Plaster Client Description:	Location: Facility:
<u>Percent Asbestos:</u> <i>None Detected</i>	<u>Percent Non-Asbestos Fibrous Material:</u> 1 Hair	<u>Percent Non-Fibrous Material:</u> 99

Lab No.: 7673983(L2) Client No.: OH45652-53	Analyst Observation: White Texture Client Description:	Location: Facility:
<u>Percent Asbestos:</u> <i>None Detected</i>	<u>Percent Non-Asbestos Fibrous Material:</u> 2 Cellulose	<u>Percent Non-Fibrous Material:</u> 98

Please refer to the Appendix of this report for further information regarding your analysis.

Date Received: 9/20/2023
Date Analyzed: 09/22/2023
Signature:
Analyst: Aidan Becker

Approved By:
Frank E. Ehrenfeld, III
Laboratory Director

CERTIFICATE OF ANALYSIS

Client: EA Group 7118 Industrial Park Mentor OH 44060	Report Date: 9/22/2023 Report No.: 689899 - PLM Project: OH45652 Project No.: 2309-152
Client: EAG482	

PLM BULK SAMPLE ANALYSIS SUMMARY

Lab No.: 7673984 Client No.: OH45652-54	Analyst Observation: Grey Plaster Client Description:	Location: Facility:
<u>Percent Asbestos:</u> <i>None Detected</i>	<u>Percent Non-Asbestos Fibrous Material:</u> 1 Hair	<u>Percent Non-Fibrous Material:</u> 99
Lab No.: 7673984(L2) Client No.: OH45652-54	Analyst Observation: White Texture Client Description:	Location: Facility:
<u>Percent Asbestos:</u> <i>None Detected</i>	<u>Percent Non-Asbestos Fibrous Material:</u> 2 Cellulose	<u>Percent Non-Fibrous Material:</u> 98
Lab No.: 7673985 Client No.: OH45652-55	Analyst Observation: Grey Plaster Client Description:	Location: Facility:
<u>Percent Asbestos:</u> <i>None Detected</i>	<u>Percent Non-Asbestos Fibrous Material:</u> 1 Hair	<u>Percent Non-Fibrous Material:</u> 99
Lab No.: 7673985(L2) Client No.: OH45652-55	Analyst Observation: White Texture Client Description:	Location: Facility:
<u>Percent Asbestos:</u> <i>None Detected</i>	<u>Percent Non-Asbestos Fibrous Material:</u> 2 Cellulose	<u>Percent Non-Fibrous Material:</u> 98
Lab No.: 7673986 Client No.: OH45652-56	Analyst Observation: Grey Plaster Client Description:	Location: Facility:
<u>Percent Asbestos:</u> <i>None Detected</i>	<u>Percent Non-Asbestos Fibrous Material:</u> 1 Hair	<u>Percent Non-Fibrous Material:</u> 99
Lab No.: 7673986(L2) Client No.: OH45652-56	Analyst Observation: White Texture Client Description:	Location: Facility:
<u>Percent Asbestos:</u> <i>None Detected</i>	<u>Percent Non-Asbestos Fibrous Material:</u> 2 Cellulose	<u>Percent Non-Fibrous Material:</u> 98

Please refer to the Appendix of this report for further information regarding your analysis.

Date Received: 9/20/2023
Date Analyzed: 09/22/2023
Signature:
Analyst: Aidan Becker

Approved By:
Frank E. Ehrenfeld, III
Laboratory Director

CERTIFICATE OF ANALYSIS

Client: EA Group
7118 Industrial Park
Mentor OH 44060

Report Date: 9/22/2023
Report No.: 689899 - PLM
Project: OH45652
Project No.: 2309-152

Client: EAG482

PLM BULK SAMPLE ANALYSIS SUMMARY

Lab No.: 7673987 **Analyst Observation:** Grey Plaster **Location:**
Client No.: OH45652-57 **Client Description:** **Facility:**
Percent Asbestos: **Percent Non-Asbestos Fibrous Material:** **Percent Non-Fibrous Material:**
None Detected 1 Hair 99

Lab No.: 7673987(L2) **Analyst Observation:** Off-White Texture **Location:**
Client No.: OH45652-57 **Client Description:** **Facility:**
Percent Asbestos: **Percent Non-Asbestos Fibrous Material:** **Percent Non-Fibrous Material:**
PC 1.5 Chrysotile None Detected 98.5

Lab No.: 7673988 **Analyst Observation:** Grey Plaster **Location:**
Client No.: OH45652-58 **Client Description:** **Facility:**
Percent Asbestos: **Percent Non-Asbestos Fibrous Material:** **Percent Non-Fibrous Material:**
Sample Not Analyzed Sample Not Analyzed

Note: Positive stop analysis instructions per client for each homogeneous sample group.

Lab No.: 7673989 **Analyst Observation:** Grey Plaster **Location:**
Client No.: OH45652-59 **Client Description:** **Facility:**
Percent Asbestos: **Percent Non-Asbestos Fibrous Material:** **Percent Non-Fibrous Material:**
Sample Not Analyzed Sample Not Analyzed

Note: Positive stop analysis instructions per client for each homogeneous sample group.


Lab No.: 7673990 **Analyst Observation:** Grey Plaster **Location:**
Client No.: OH45652-60 **Client Description:** **Facility:**
Percent Asbestos: **Percent Non-Asbestos Fibrous Material:** **Percent Non-Fibrous Material:**
Sample Not Analyzed Sample Not Analyzed


Note: Positive stop analysis instructions per client for each homogeneous sample group.

Lab No.: 7673991 **Analyst Observation:** Grey Plaster **Location:**
Client No.: OH45652-61 **Client Description:** **Facility:**
Percent Asbestos: **Percent Non-Asbestos Fibrous Material:** **Percent Non-Fibrous Material:**
Sample Not Analyzed Sample Not Analyzed

Note: Positive stop analysis instructions per client for each homogeneous sample group.

Please refer to the Appendix of this report for further information regarding your analysis.

Date Received: 9/20/2023
Date Analyzed: 09/22/2023
Signature: 
Analyst: Aidan Becker

Approved By: 
Frank E. Ehrenfeld, III
Laboratory Director

CERTIFICATE OF ANALYSIS

Client: EA Group
7118 Industrial Park
Mentor OH 44060

Report Date: 9/22/2023
Report No.: 689899 - PLM
Project: OH45652
Project No.: 2309-152

Client: EAG482

PLM BULK SAMPLE ANALYSIS SUMMARY

Lab No.: 7673992 **Analyst Observation:** Beige Vinyl Sheet Flooring **Location:**
Client No.: OH45652-62 **Client Description:** **Facility:**
Percent Asbestos: Percent Non-Asbestos Fibrous Material: Percent Non-Fibrous Material:
None Detected 40 Cellulose 60

Lab No.: 7673993 **Analyst Observation:** Beige Vinyl Sheet Flooring **Location:**
Client No.: OH45652-63 **Client Description:** **Facility:**
Percent Asbestos: Percent Non-Asbestos Fibrous Material: Percent Non-Fibrous Material:
None Detected 40 Cellulose 60

Lab No.: 7673994 **Analyst Observation:** White Ceiling Tile **Location:**
Client No.: OH45652-64 **Client Description:** **Facility:**
Percent Asbestos: Percent Non-Asbestos Fibrous Material: Percent Non-Fibrous Material:
None Detected 100 Cellulose


Lab No.: 7673994(L2) **Analyst Observation:** Black Glue **Location:**
Client No.: OH45652-64 **Client Description:** **Facility:**
Percent Asbestos: Percent Non-Asbestos Fibrous Material: Percent Non-Fibrous Material:
PC 1.9 Chrysotile None Detected 98.1


Lab No.: 7673995 **Analyst Observation:** White Ceiling Tile **Location:**
Client No.: OH45652-65 **Client Description:** **Facility:**
Percent Asbestos: Percent Non-Asbestos Fibrous Material: Percent Non-Fibrous Material:
Sample Not Analyzed Sample Not Analyzed

Note: Positive stop analysis instructions per client for each homogeneous sample group.

Lab No.: 7673996 **Analyst Observation:** White Ceramic **Location:**
Client No.: OH45652-66 **Client Description:** **Facility:**
Percent Asbestos: Percent Non-Asbestos Fibrous Material: Percent Non-Fibrous Material:
None Detected None Detected 100

Please refer to the Appendix of this report for further information regarding your analysis.

Date Received: 9/20/2023
Date Analyzed: 09/22/2023
Signature: 
Analyst: Aidan Becker

Approved By: 
Frank E. Ehrenfeld, III
Laboratory Director

CERTIFICATE OF ANALYSIS

Client: EA Group
7118 Industrial Park
Mentor OH 44060

Report Date: 9/22/2023
Report No.: 689899 - PLM
Project: OH45652
Project No.: 2309-152

Client: EAG482

PLM BULK SAMPLE ANALYSIS SUMMARY

Lab No.: 7673996(L2)	Analyst Observation: Black Adhesive	Location:
Client No.: OH45652-66	Client Description:	Facility:
<u>Percent Asbestos:</u>	<u>Percent Non-Asbestos Fibrous Material:</u>	<u>Percent Non-Fibrous Material:</u>
<i>PC 3.0 Chrysotile</i>	None Detected	100

Lab No.: 7673997	Analyst Observation: White Ceramic	Location:
Client No.: OH45652-67	Client Description:	Facility:
<u>Percent Asbestos:</u>	<u>Percent Non-Asbestos Fibrous Material:</u>	<u>Percent Non-Fibrous Material:</u>
<i>Sample Not Analyzed</i>	Sample Not Analyzed	

Note: Positive stop analysis instructions per client for each homogeneous sample group.


Lab No.: 7673998	Analyst Observation: Grey Plaster	Location:
Client No.: OH45652-68	Client Description:	Facility:
<u>Percent Asbestos:</u>	<u>Percent Non-Asbestos Fibrous Material:</u>	<u>Percent Non-Fibrous Material:</u>
<i>None Detected</i>	1 Hair	99


Lab No.: 7673999	Analyst Observation: Grey Plaster	Location:
Client No.: OH45652-69	Client Description:	Facility:
<u>Percent Asbestos:</u>	<u>Percent Non-Asbestos Fibrous Material:</u>	<u>Percent Non-Fibrous Material:</u>
<i>None Detected</i>	1 Hair	99

Lab No.: 7674000	Analyst Observation: Grey Plaster	Location:
Client No.: OH45652-70	Client Description:	Facility:
<u>Percent Asbestos:</u>	<u>Percent Non-Asbestos Fibrous Material:</u>	<u>Percent Non-Fibrous Material:</u>
<i>None Detected</i>	1 Hair	99

Lab No.: 7674001	Analyst Observation: White Ceiling Tile	Location:
Client No.: OH45652-71	Client Description:	Facility:
<u>Percent Asbestos:</u>	<u>Percent Non-Asbestos Fibrous Material:</u>	<u>Percent Non-Fibrous Material:</u>
<i>None Detected</i>	100 Cellulose	None Detected

Please refer to the Appendix of this report for further information regarding your analysis.

Date Received: 9/20/2023
Date Analyzed: 09/22/2023
Signature: 
Analyst: Aidan Becker

Approved By: 
Frank E. Ehrenfeld, III
Laboratory Director

CERTIFICATE OF ANALYSIS

Client: EA Group
7118 Industrial Park
Mentor OH 44060

Report Date: 9/22/2023
Report No.: 689899 - PLM
Project: OH45652
Project No.: 2309-152

Client: EAG482

PLM BULK SAMPLE ANALYSIS SUMMARY

Lab No.: 7674002 **Analyst Observation:** White Ceiling Tile **Location:**
Client No.: OH45652-72 **Client Description:** **Facility:**
Percent Asbestos: Percent Non-Asbestos Fibrous Material: Percent Non-Fibrous Material:
None Detected 100 Cellulose None Detected

Lab No.: 7674003 **Analyst Observation:** Brown Shingle **Location:**
Client No.: OH45652-73 **Client Description:** **Facility:**
Percent Asbestos: Percent Non-Asbestos Fibrous Material: Percent Non-Fibrous Material:
None Detected 10 Fibrous Glass 90

Lab No.: 7674003(L2) **Analyst Observation:** Black Tar Paper **Location:**
Client No.: OH45652-73 **Client Description:** **Facility:**
Percent Asbestos: Percent Non-Asbestos Fibrous Material: Percent Non-Fibrous Material:
None Detected 60 Cellulose 40

Lab No.: 7674004 **Analyst Observation:** Brown Shingle **Location:**
Client No.: OH45652-74 **Client Description:** **Facility:**
Percent Asbestos: Percent Non-Asbestos Fibrous Material: Percent Non-Fibrous Material:
None Detected 10 Fibrous Glass 90

Lab No.: 7674004(L2) **Analyst Observation:** Black Tar Paper **Location:**
Client No.: OH45652-74 **Client Description:** **Facility:**
Percent Asbestos: Percent Non-Asbestos Fibrous Material: Percent Non-Fibrous Material:
None Detected 60 Cellulose 40

Lab No.: 7674005 **Analyst Observation:** Brown Caulk **Location:**
Client No.: OH45652-75 **Client Description:** **Facility:**
Percent Asbestos: Percent Non-Asbestos Fibrous Material: Percent Non-Fibrous Material:
PC 2.2 Chrysotile None Detected 97.8

Please refer to the Appendix of this report for further information regarding your analysis.

Date Received: 9/20/2023
Date Analyzed: 09/22/2023
Signature:
Analyst: Aidan Becker

Approved By:
Frank E. Ehrenfeld, III
Laboratory Director

CERTIFICATE OF ANALYSIS

Client: EA Group
7118 Industrial Park
Mentor OH 44060

Report Date: 9/22/2023
Report No.: 689899 - PLM
Project: OH45652
Project No.: 2309-152

Client: EAG482

PLM BULK SAMPLE ANALYSIS SUMMARY

Lab No.: 7674006 **Analyst Observation:** Sample Not Analyzed **Location:**
Client No.: OH45652-76 **Client Description:** **Facility:**
Percent Asbestos: Percent Non-Asbestos Fibrous Material: Percent Non-Fibrous Material:
Sample Not Analyzed Sample Not Analyzed

Note: Positive stop analysis instructions per client for each homogeneous sample group.

Lab No.: 7674007 **Analyst Observation:** Tan Glazing **Location:**
Client No.: OH45652-77 **Client Description:** **Facility:**
Percent Asbestos: Percent Non-Asbestos Fibrous Material: Percent Non-Fibrous Material:
None Detected None Detected 100


Lab No.: 7674008 **Analyst Observation:** Tan Glazing **Location:**
Client No.: OH45652-78 **Client Description:** **Facility:**
Percent Asbestos: Percent Non-Asbestos Fibrous Material: Percent Non-Fibrous Material:
None Detected None Detected 100


Lab No.: 7674009 **Analyst Observation:** Brown Caulk **Location:**
Client No.: OH45652-79 **Client Description:** **Facility:**
Percent Asbestos: Percent Non-Asbestos Fibrous Material: Percent Non-Fibrous Material:
PC 2.8 Chrysotile None Detected 97.2

Lab No.: 7674010 **Analyst Observation:** Sample Not Analyzed **Location:**
Client No.: OH45652-80 **Client Description:** **Facility:**
Percent Asbestos: Percent Non-Asbestos Fibrous Material: Percent Non-Fibrous Material:
Sample Not Analyzed Sample Not Analyzed

Note: Positive stop analysis instructions per client for each homogeneous sample group.

Please refer to the Appendix of this report for further information regarding your analysis.

Date Received: 9/20/2023
Date Analyzed: 09/22/2023
Signature: 
Analyst: Aidan Becker

Approved By: 
Frank E. Ehrenfeld, III
Laboratory Director

CERTIFICATE OF ANALYSIS

Client: EA Group
7118 Industrial Park
Mentor OH 44060

Report Date: 9/22/2023
Report No.: 689899 - PLM
Project: OH45652
Project No.: 2309-152

Client: EAG482

Appendix to Analytical Report

Customer Contact: Mike Herbert

Method: 40 CFR Appendix E to Subpart E of Part 763, interim method for the Determination of Asbestos in Bulk Insulation Samples, USEPA 600, R93-116 and NYSDOH ELAP 198.1 as needed.

This appendix seeks to promote greater understanding of any observations, exceptions, special instructions, or circumstances that the laboratory needs to communicate to the client concerning the above samples. The information below is used to help promote your ability to make the most informed decisions for you and your customers. Please note the following points of contact for any questions you may have.

iATL Customer Service: customerservice@iatl.com

iATL Office Manager: wchampion@iatl.com

iATL Account Representative: Semih Kocahasan

Sample Login Notes: See Batch Sheet Attached

Sample Matrix: Bulk Building Materials

Exceptions Noted: See Following Pages

General Terms, Warrants, Limits, Qualifiers:

General information about iATL capabilities and client/laboratory relationships and responsibilities are spelled out in iATL policies that are listed at www.iATL.com and in our Quality Assurance Manual per ISO 17025 standard requirements. The information therein is a representation of iATL definitions and policies for turnaround times, sample submittal, collection media, blank definitions, quantification issues and limit of detection, analytical methods and procedures, sub-contracting policies, results reporting options, fees, terms, and discounts, confidentiality, sample archival and disposal, and data interpretation.

iATL warrants the test results to be of a precision normal for the type and methodology employed for each sample submitted. iATL disclaims any other warrants, expressed or implied, including warranty of fitness for a particular purpose and warranty of merchantability. iATL accepts no legal responsibility for the purpose for which the client uses test results. Any analytical work performed must be governed by our Standard Terms and Conditions. Prices, methods and detection limits may be changed without notification. Please contact your Customer Service Representative for the most current information.

This confidential report relates only to those item(s) tested and does not represent an endorsement by NIST-NVLAP, AIHA LAP LLC, or any agency of local, state or province governments nor of any agency of the U.S. government.

This report shall not be reproduced except in full, without written approval of the laboratory.

Information Pertinent to this Report:

Analysis by US EPA 600 93-116: Determination of Asbestos in Bulk Building Materials by Polarized Light Microscopy (PLM).

Certifications:

- NIST-NVLAP No. 101165-0
- NYSDOH-ELAP No. 11021
- AIHA-LAP, LLC No. 100188

Quantification at <0.25% by volume is possible with this method. (PC) Indicates Stratified Point Count Method performed. (PC-Trace) means that asbestos was detected but is not quantifiable under the Point Counting regimen. PC Trace represents a <0.25% amount. Analysis includes all distinct separable layers in accordance with EPA 600 Method. If not reported or otherwise noted, layer is either not present or the client has specifically requested that it not be analyzed (ex. analyze until positive instructions). Small asbestos fibers may be missed by PLM due to resolution limitations of the optical microscope. Therefore, PLM is not consistently reliable in detecting asbestos in non-friable organically bound (NOB) materials. Quantitative transmission electron microscopy (TEM) is currently the only method that can pronounce materials as non-asbestos containing.

Analytical Methodology Alternatives: Your initial request for analysis may not have accounted for recent advances in regulatory requirements or advances in technology that are routinely used in similar situations for other qualified projects. You may have the option to explore additional analysis for further information. Below are a few options, listed as the matrix followed by the appropriate methodology. Also included are links to more information on our website.

Bulk Building Materials that are Non-Friable Organically Bound (NOB) by Gravimetric Reduction techniques employing PLM and TEM: ELAP 198.6 (PLM-NOB), ELAP 198.4 (TEM-NOB) See additional information at the end of this appendix.

CERTIFICATE OF ANALYSIS

Client: EA Group
7118 Industrial Park
Mentor OH 44060

Report Date: 9/22/2023
Report No.: 689899 - PLM
Project: OH45652
Project No.: 2309-152

Client: EAG482

Loose Fill Vermiculite Insulation, Attic Insulation, Zonolite (copyright), etc.: US EPA 600 R-4/004 (multi-tiered analytical process)
Sprayed On Insulation/Fireproofing with Vermiculite (SOF-V): ELAP 198.8 (PLM-SOF-V)

Soil, sludge, sediment, aggregate, and like materials analyzed for asbestos or other elongated mineral particles (ex. erionite, etc.): ASTM D7521, CARB 435, and other options available

Asbestos in Surface Dust according to one of ASTM's Methods (very dependent on sampling collection technique – by TEM): ASTM D 5755, D5756, or D6480

Various other asbestos matrices (air, water, etc.) and analytical methods are available.

Disclaimers / Qualifiers:

There may be some samples in this project that have a "NOTE:" associated with a sample result. We use added disclaimers or qualifiers to inform the client about something that requires further explanation. Here is a list with highlighted disclaimers that may be pertinent to this project. For a full explanation of these and other disclaimers, please inquire at customerservice@iatl.com.

- 1) Note: No mastic provided for analysis.
- 2) Note: Insufficient mastic provided for analysis.
- 3) Note: Insufficient material provided for analysis.
- 4) Note: Insufficient sample provided for QC reanalysis.
- 5) Note: Different material than indicated on Sample Log / Description.
- 6) Note: Sample not submitted.
- 7) Note: Attached to asbestos containing material.
- 8) Note: Received wet.
- 9) Note: Possible surface contamination.
- 10) Note: Not building material. 1% threshold may not apply.
- 11) Note: Recommend TEM-NOB analysis as per EPA recommendations.
- 12) Note: Asbestos detected but not quantifiable.
- 13) Note: Multiple identical samples submitted, only one analyzed.
- 14) Note: Analyzed by EPA 600/R-93/116. Point Counting detection limit at 0.080%.
- 15) Note: Analyzed by EPA 600/R-93/116. Point Counting detection limit at 0.125%.
- 16) Note: This sample contains >10% vermiculite mineral. See Appendix for Recommendations for Vermiculite Analysis.

Recommendations for Vermiculite Analysis:

Several analytical protocols exist for the analysis of asbestos in vermiculite. These analytical approaches vary depending upon the nature of the vermiculite mineral being tested (e.g. un-processed gange, homogeneous exfoliated books of mica, or mixed mineral composites). Please contact your client representative for pricing and turnaround time options available.

iATL recommends initial testing using the EPA 600/R-93/116 method. This method is specifically designed for the analysis of asbestos in bulk building materials. It provides an acceptable starting point for primary screening of vermiculite for possible asbestos.

Results from this testing may be inconclusive. EPA suggests proceeding to a multi-tiered analysis involving wet separation techniques in conjunction with PLM and TEM gravimetric analysis (EPA 600/R-04/004).

For New York State customers, NYSDOH requires disclaimers and qualifiers for various vermiculite containing samples that direct analysis via ELAP198.6 and ELAP198.8 for samples that contain >10% vermiculite mineral where ELAP198.6 may be used to evaluate the asbestos content of the material. However, any test result using ELAP198.6 will be reported with the following disclaimer: "ELAP198.6 method does not remove vermiculite and may underestimate the level of asbestos present in a sample containing >10% vermiculite."

Further information on this method and other vermiculite and asbestos issues can be found at the following: Agency for Toxic Substances and Disease Registry (ATSDR) www.atsdr.cdc.gov, United States Geological Survey (USGS) www.minerals.usgs.gov/minerals/, US EPA www.epa.gov/asbestos. The USEPA also has an informative brochure "Current Best Practices for Vermiculite Attic Insulation" EPA 747F03001 May 2003, that may assist the health and remediation professional. NYS customers please follow current NYSDOH ELAP requirements per policy on subject of surfacing and vermiculite, May 6, 2016, Testing Requirements for Surfacing Material Containing Vermiculite (https://www.wadsworth.org/sites/default/files/WebDoc/I198_8_02_2.pdf)

The following is a summary of the analytical process outlines in the EPA 600/R-04/004 Method:

- 1) **Analytical Step/Method:** Initial Screening by PLM, EPA 600R-93/116
Requirements/Comments: Minimum of 0.1 g of sample. ~0.25% for most samples.

CERTIFICATE OF ANALYSIS

Client: EA Group
7118 Industrial Park
Mentor OH 44060

Report Date: 9/22/2023
Report No.: 689899 - PLM
Project: OH45652
Project No.: 2309-152

Client: EAG482

2)**Analytical Step/Method:** Wet Separation by PLM Gravimetric Technique, EPA R-04/004
Requirements/Comments: Minimum 50g** of dry sample. Analysis of "Sinks" only.

3)**Analytical Step/Method:** Wet Separation by PLM Gravimetric Technique, EPA R-04/004
Requirements/Comments: Minimum 50g** of dry sample. Analysis of "Floats" only.

4)**Analytical Step/Method:** Wet Separation by TEM Gravimetric Technique, EPA R-04/004
Requirements/Comments: Minimum 50g** of dry sample. Analysis of "Sinks" only.

5)**Analytical Step/Method:** Wet Separation by TEM Gravimetric Technique, EPA R-04/004
Requirements/Comments: Minimum 50g** of dry sample. Analysis of "Suspension" only.

*With advance notice and confirmation by the laboratory.

**Approximately 1 Liter of sample in double-bagged container (~9x6 inch bag of sample).

New York State Department of Health requires that samples originating from NYS that they categorize as Non-friable Organically Bound materials can only be confirmed as None Detected for asbestos by method 198.4. See the table below for a list of those materials. (ENVIRONMENTAL LABORATORY APPROVAL PROGRAM CERTIFICATION MANUAL - ITEM No. 198.1, Revision Date 5/6/16)

*Asphalt Shingles, Caulking, Ceiling Tiles with Cellulose, Duct Wrap, Glazing, Mastic, Paint Chips, Resilient Floor Tiles, Rubberized Asbestos Gaskets, Siding Shingles, Vinyl Asbestos Tile, NOB materials (other than SM-V) with <10% vermiculite, Any material (Friable or NOB other than SM-V) with >10% vermiculite.

Statistically derived uncertainty with any measure should be taken into consideration when reviewing and interpreting all reported data and results. A more comprehensive listing of accuracy, precision, and uncertainty as it impacts this method is available upon request.

RUSH

152

1062

FIELD REQUEST FOR LABORATORY ANALYSIS

Company Name: CT Consultants

Address: _____

Attention: Bill Gallagher

Customer Number: 0901336

Telephone: _____

Results Needed By:	<u>9.27.23</u>
Normal: _____	RUSH: <u>2 DAY 1A7L</u>
Priority: _____	(confirm w/ lab)
Date: _____	Time: _____

Fax No: _____

e-mail: _____

Sampled by: C. Falatrc

Project Name: 99+125 Erie St Pre-Demo Survey Project Number OH 45652

Rush Authorized by: _____ Project Category: ASB

Special Billing/Reporting: _____

Is this a VAP project requiring VAP lab analysis? Yes _____ No X

Internal Contact: Bowen

CHAIN OF CUSTODY

Relinquished by		Received by	
Name	Date/Time	Name	Date/Time
<u>Cory Palatka</u>	<u>09/19/23</u> <u>1515</u>	<u>M. Bowen</u>	<u>9/19/23</u> <u>830</u>

EA GROUP CONSULTING DIVISION
REQUEST FOR LABORATORY ANALYSIS - ASBESTOS BULK SAMPLING LOG

Page 2 of 2

Sample No.	Homog. Group	1	2
0445652-01	A	X	
-02	A		
-03	A		
-04	B		
-05	B		
-06	B		
-07	C		
-08	C		
-09	C		
-10	C		
-11	C		
-12	D		
-13	D		
-14	E		
-15	E		
-16	E		
-17	F		
-18	F		
-19	G		
-20	G		

Sample No.	Homog. Group	1	2
0445652-21	H	X	
22	H		
23	I		
24	I		
25	I		
26	J		
27	J		
28	K		
29	K		
30	K		
31	K		
32	K		
33	L		
34	L		
35	L		
36	L		
37	L		
38	M		
39	M		
40	N		

Sample No.	Homog. Group	1	2
0445652-41	N	X	
42	O		
43	O		
44	P		
45	P		
46	Q		
47	Q		
48	R		
49	R		
50	S		
51	S		
52	T		
53	T		
54	T		
55	T		
56	U		
57	U		
58	U		
59	U		
60	U		

Analytes: 1 PLM (standard) 2 PLM (full) Point Count: or ALL (enter # or circle ALL)
 Hygienist: C. Felicit Sampling Date: 09/05/13 - 09/08/13
 Comments: Stop at First Positive



CT Consultants, Inc.
8150 Sterling Ct.
Mentor, OH 44060
Bill Gallagher

Client Project: 99 & 125 Erie St. Pre-demo Survey
EA Group Workorder Number: 230900148
Received on September 18, 2023

The following analytical report contains results as requested for samples as received by EA Group. The results included in this report have been reviewed for compliance with the analytical methods indicated in this report. All data has been found to be compliant with accepted laboratory protocol, except as noted in the QC narrative. Industrial hygiene reports, air and/or surface concentrations results are based upon sampling information provided by the client. Analyst initials of REF indicate analysis performed at a subcontract facility.

If you have questions, comments or require further assistance regarding this report, please contact your client services representative or one of the individuals listed below.

Data or reporting:

Debbie Lauer - Lab Manager
dlauer@eagroupohio.com

Sample tracking, supplies:

Sample Receiving
sreceiving@eagroupohio.com

Invoice Related:

Bonnie Renbarger - Office Manager
brenbarger@eagroupohio.com

Reproduction of this report is prohibited except in its entirety. Unless noted, soil, sludge and sediment results are reported on dry weight basis. The "Sample Reporting Limit" is based on the method used for analysis and does not refer to any regulatory limit. These results relate only to the items tested.



Laboratory Analytical Report

CT Consultants, Inc.

8150 Sterling Ct.

Mentor, OH 44060

Attention:
Bill Gallagher

Client Project:

99 & 125 Erie St. Pre-demo Survey

OH45652

EA Group Workorder:

2309-00148

Deborah L. Lauer
Laboratory Manager

September 26, 2023



EA GROUP

Environmental Analysis
and Management

Sample Receive Date 9/18/2023

Sample Listing

EAG	Client
<u>Sample Identification</u>	<u>Sample Identification</u>

230900148 - 001	OH45652-T-01
-----------------	--------------

EAG	Client
<u>Sample Identification</u>	<u>Sample Identification</u>

230900148 - 002	OH45652-T-02
-----------------	--------------



EA GROUP

Environmental Analysis
and Management

Project Narrative 2309-00148

All analyses performed by EA Group were done using established laboratory SOPs. Management has reviewed the data for compliance with the laboratory QA/QC plan and data have been found to be compliant with the laboratory protocols unless otherwise noted below. All results listed for this report relate only to the samples submitted on this work order.

The temperature of the sample(s) upon receipt was 22°C.

Misc. QC Comments

Percent Moisture is used to report results on a dry weight basis.

When necessary, reporting limits of individual samples may be raised due to high concentration of interfering compounds or target analytes, or quantity of sample available for analysis.

pH method note: If this analysis was performed in the laboratory, it may not meet the "immediate analysis" requirement that applies to most wastewater monitoring samples. In such cases, analysis for pH should be done at the time of sampling.

The results listed in this report relate only to the samples submitted to EA Group per the chain of custody.

Data Flag Table

B	The method blank contained a standard laboratory contaminant (Methylene Chloride, Acetone, Hexane, Phthalates, etc.) above the standard laboratory method detection limit. If the analyte is present in the sample at a concentration up to ten times the blank level, the result is reported with a "B" indicating method blank contamination. Samples will be reported without a "B" if the analyte concentration in the sample is greater than ten times the blank level.
E	An analytical result marked with an "E" indicates the result reported is above the high end limit of the calibration curve and should be considered an estimated concentration.
DIL	Due to matrix interference or high analyte concentration, a dilution was required. The spikes and/or surrogates results could not be quantitated and therefore marked "DIL".
J	An analytical result marked with a "J" indicates the result reported was below the standard reporting limit and above the method detection limit. As the observed level approaches the MDL there is an increasing probability of a false positive response.
MI	Analytical results marked as "MI" indicate that due to inherent matrix interference, the result could not be quantitated.
#	Results flagged "#" indicate the reported result may be outside allowable permit levels as provided by the client, when applicable.
NA	A result or field marked as "NA" indicates that it was not applicable for this project.
Q	A quality control result flagged with a "Q" indicates the percent recovery was outside the acceptable range as determined by the laboratory.

** Positive results for this analyte represent a probable combination of 3-Methylphenol (m-Cresol) and 4-Methylphenol (p-Cresol).



EA GROUP

Environmental Analysis
and Management

EAG Workorder: 2309-00148

Client Project: 99 & 125 Erie St. Pre-demo Survey

Client ID: OH45652-T-01

Date/Time Sampled: 9/08/2023 / 00

Received: 9/18/2023

EAG ID: 2309-00148-1

<u>Parameter</u>	<u>CAS #</u>	<u>Result</u>	<u>Reporting Limit</u>	<u>Units</u>	<u>Prep Date</u>	<u>Analysis</u>		<u>Analyst</u>
						<u>Date</u>	<u>Time</u>	
Lead, TCLP: SW846-6010B	7439-92-1	<0.10	0.10	mg/liter	9/22/2023	9/25/2023		CMB
SW846 1311: TCLP Extraction		Complete				9/20/2023		CMB

Client ID: OH45652-T-02

Date/Time Sampled: 9/08/2023 / 00

Received: 9/18/2023

EAG ID: 2309-00148-2

<u>Parameter</u>	<u>CAS #</u>	<u>Result</u>	<u>Reporting Limit</u>	<u>Units</u>	<u>Prep Date</u>	<u>Analysis</u>		<u>Analyst</u>
						<u>Date</u>	<u>Time</u>	
Lead, TCLP: SW846-6010B	7439-92-1	<0.10	0.10	mg/liter	9/22/2023	9/25/2023		CMB
SW846 1311: TCLP Extraction		Complete				9/20/2023		CMB



2309-00148

Listed below are the TCLP regulatory limits. If you have any questions regarding the results or the regulatory limits, please contact Client Services. Source: 40CFR 261.

TCLP Metals:	mg/liter	TCLP Volatiles:	mg/liter
Arsenic	5.0	Benzene	0.5
Barium	100.0	Carbontetrachloride	0.5
Cadmium	1.0	Chlorobenzene	100.0
Chromium	5.0	Chloroform	6.0
Lead	5.0	1,2-Dichloroethane	0.5
Mercury	0.2	1,1-Dichloroethene	0.7
Selenium	1.0	Methyl ethyl ketone	200.0
Silver	5.0	Tetrachloroethene	0.7
		Trichloroethene	0.5
		Vinyl Chloride	0.2
TCLP Semi-volatiles:	mg/liter	TCLP Pesticides:	mg/liter
1,4-Dichlorobenzene	7.5	Chlordane	0.03
2,4-Dinitrotoluene	0.13	Endrin	0.02
Hexachlorobenzene	0.13	Heptachlor	0.008
Hexachlorobutadiene	0.5	Heptachlor Epoxide	0.008
Hexachloroethane	3.0	Lindane	0.4
Nitrobenzene	2.0	Methoxychlor	10.0
Pyridine	5.0	Toxaphene	0.5
o-Cresol	200.0	TCLP Herbicides:	mg/liter
m-Cresol	200.0	2,4-D	10.0
p-Cresol	200.0	2,4,5-TP (Silvex)	1.0
Cresol (total)	200.0		
Pentachlorophenol	100.0		
2,4,5-Trichlorophenol	400.0		
2,4,6-Trichlorophenol	2.0		
Characterization Parameters:	Acceptable limits		
Corrosivity	2-12.5 pH units		
Flashpoint	>140 degrees F		
Ignitability (solid burn rate)	<2.2 mm/second		
Reactive Cyanide*	<250 mg/kg		
Reactive Sulfide*	<500 mg/kg		

* EA Group uses the industry standard for the analysis of reactivity. However, the EPA has withdrawn guidance concerning this method. Further evaluation may be required to determine whether a waste is 'reactive'. The generator should contact the waste handler or the EPA for further guidance.

FIELD REQUEST FOR LABORATORY ANALYSIS

Company Name: CT Cons. Hants
Address: _____
Attention: Bill Gallagher
Customer Number: 0901336

Results Needed By: _____	
Normal: <input checked="" type="checkbox"/>	RUSH: _____
Priority: _____	(confirm w/ lab)
Date: _____	Time: _____

Telephone: _____ e-mail(s): _____

Sampled by: C. Falatice

Project Name: 99+125 Erie St. Pre-Demo Survey Project Number OH 45652

Rush Authorized by: _____ Project Category: EMW

Special Billing/Reporting: _____

Is this a VAP project requiring VAP lab analysis? YES

Is this a BUSTSR project requiring BUSTR lab analysis? YES

Internal Contact: _____

CHAIN OF CUSTODY

<u>Relinquished by</u>		<u>Received by</u>	
Name	Date/Time	Name	Date/Time
<u>Cory Palatka</u>	<u>09/18/23 530</u>	<u>M. Coenen</u>	<u>9/19/23 830</u>
_____	_____	_____	_____
_____	_____	_____	_____



EA GROUP

Environmental Analysis
and Management

September 27, 2023 (Reissued October 13, 2023)

Mr. Bill Gallagher
CT Consultants, Inc.
8150 Sterling Court
Mentor, Ohio 44060

RE: **Pre-Demolition Hazardous Materials Assessment**
125 Erie Street, Painesville, Ohio
OH45652

Description of Work

EA Group, Mentor, Ohio was contracted by CT Consultants, Inc. to conduct pre-demolition hazardous materials assessments for the structure at 125 Erie Street in Painesville, Ohio. The assessment activities included a survey for asbestos-containing materials (ACMs); representative sampling of various painted and unpainted building components that would become “demolition debris” for waste characterization purposes (toxicity characteristic leaching procedure [TCLP] for lead); an inventory of non-incandescent lighting and other “universal waste” materials, stored chemicals in large quantities and regulated refrigerants; and, a visual assessment for the presence of underground and above ground storage tanks. This report provides the results of the pre-demolition hazardous materials assessment.

Assessment and sampling activities were performed by EA Group representative Corey Falatic on September 5 to 8, 2023.

Asbestos Survey

EA Group’s licensed Asbestos Hazard Evaluation Specialist Corey Falatic, ES36126, inspected the structure, developed sampling strategies, and procured bulk samples of suspect ACM on September 5 to 8, 2023. Homogeneous Groups of suspect ACM are identified on the *Asbestos Inspection Data Sheet* forms in Appendix A. Classification of any positively identified or assumed ACM has been made per National Emission Standards for Hazardous Air Pollutants (NESHAP) regulations, with notations for compliance with Occupational Safety and Health Administration (OSHA) regulations, if and where applicable. Room/area designations and sampling locations for the survey are provided on the attached schematics.

Objective and Limitations of the Inspection

The objective of this survey was to identify and sample suspect ACM associated with the structure at 125 Erie Street in Painesville, Ohio, which is planned for demolition, pursuant to NESHAP and OSHA regulations.



September 27, 2023 (Reissued October 13, 2023)

CT Consultants, Inc.

Pre-Demolition Hazardous Materials Assessment

125 Erie Street, Painesville, Ohio

OH45652

Page 2

Core drilling through concrete slabs was conducted by Precision Pro-Cut to determine if suspect ACM vapor barriers existed. Only a non-suspect plastic vapor barrier was identified.

GENERAL LIMITATIONS

1. EA Group cannot guarantee that all ACM has been identified by this assessment.
2. Additional asbestos materials, not previously identified or quantified, are frequently encountered during renovation or demolition.
3. Actual quantities of asbestos material may vary from any estimates provided in EA Group's report due to identification of additional materials and difficulties in quantifying hidden or inaccessible materials.
4. Prior to demolition or renovation of any structure or equipment, suspect materials that were previously inaccessible or excluded from sampling should be sampled and analyzed for asbestos.

Asbestos Analysis

The bulk samples were analyzed by polarized light microscopy for asbestos content at or through the Laboratory Division of EA Group, which is accredited by the National Institute of Standards and Technology – National Voluntary Laboratory Accreditation Program. The United States Environmental Protection Agency requires all materials containing greater than one percent asbestos by weight to be considered asbestos-containing materials. Composite or layered analyses were performed, depending on the nature of the material, with additional analysis (point-counting) if an initial analysis indicated less than 10% asbestos. In all cases that at least one sample from a homogeneous group [Group] was determined to be ACM, the Group as a whole is considered ACM, regardless of the results for any other samples from that Group. Similarly, in all cases that at least one sample from a Group was determined to contain a trace amount ($\leq 1\%$) of asbestos, following point-counting, the Group as a whole is considered to contain trace asbestos for potential OSHA compliance purposes. The scope of analytical work may also have included the provision that once one sample from a Group was determined to be ACM, the Group was considered confirmed ACM and analysis of any remaining samples from that Group was not required to be performed. Analytical results are provided in Appendix B.



September 27, 2023 (Reissued October 13, 2023)

CT Consultants, Inc.

Pre-Demolition Hazardous Materials Assessment

125 Erie Street, Painesville, Ohio

OH45652

Page 3

Results of Asbestos Analysis

The materials that were sampled as suspect and were determined to contain regulated amounts of asbestos are identified in Table 1, which also includes materials determined to be non-ACM, at least by EPA definition.

It is noted that, although the floor tile component for Group BD was determined to be non-ACM, the mastic component was confirmed ACM. For abatement/removal purposes, the Group as a whole is considered ACM, as the asbestos-containing mastic will likely adhere to the floor tile component.

Although the carpet mastic [Group BM] and mastic components of floor tile [Groups BK and BN] are non-ACM by EPA's definition, at least some of the samples that were analyzed were determined to contain trace amounts ($\leq 1\%$) of asbestos, following point-counting. Because OSHA regulates potential employee exposure to any amount of asbestos, including "trace" concentrations, demolition activities would still be governed under OSHA regulations, requiring appropriate worker protection and procedures. This information needs to be provided to the demolition contractor.

Estimated removal costs for the identified ACMs, based on currently known or estimated quantities, are provided in Table 2, attached.

Any activities that involve the handling or disturbance of ACM or trace asbestos should be carried out by a licensed abatement contractor or other appropriately trained personnel in accordance with all applicable regulations.

Characterization of "Demolition Debris"

Representative subsamples of various painted and unpainted building components that would become "demolition debris" were secured from the building and used to form two individual composite samples. The samples were analyzed by the Laboratory Division of EA Group according to TCLP protocol for lead. The results for the analysis are provided in Table 3, attached, and detailed in the laboratory report in Appendix B.

As shown in Table 3, one of the samples contained a detectable concentration of extractable lead by TCLP protocol, but not at a concentration that would classify it as hazardous waste. On this basis, the "demolition debris-type" materials would not be considered to exhibit the characteristic of a hazardous waste due to lead toxicity for either building.



September 27, 2023 (Reissued October 13, 2023)

CT Consultants, Inc.

Pre-Demolition Hazardous Materials Assessment

125 Erie Street, Painesville, Ohio

OH45652

Page 4

Non-Incandescent Lighting and “Universal Waste” Materials

The building was inspected for various universal waste-type materials that would need to be addressed prior to or as part of demolition activities. These consisted of non-incandescent lighting fixtures (fluorescent lamps and potential polychlorinated biphenyl [PCB] ballasts); suspect mercury-containing equipment (MCE) (e.g., thermostats, switches); and emergency lighting/exit signs, which typically house lead-containing rechargeable batteries [gel cells, sealed lead-acid].

Commercial entities that can manage or assist with managing these types of materials can be found at the new/revised Ohio EPA website “<https://recyclesearch.com/profile/ohioepa-recycling-directory>”.

A total of approximately 628 four-foot lamps, with an estimated total of 314 ballasts, which may or may not contain PCBs, were noted. If the fixtures cannot be reused, they should all be provided for reclamation because of the mercury in the lamps and possible PCBs in the ballasts. No MCE was identified. Ten exit signs and ten emergency lights were noted. If these are to be disposed, they would need to be provided for reclamation. Only household quantities of maintenance chemicals were noted, which should be relocated for use or properly disposed.

Regulated Refrigerants

The building was inspected for the presence of refrigerant sources that may contain regulated chlorofluorocarbons (CFCs). Three rooftop A/C units and two refrigerators were identified. These items may contain regulated CFC refrigerant that would require special handling (extraction of CFCs) if the items are to be disposed.

Inspection for Underground Storage Tanks (USTs) and Above Ground Storage Tanks (ASTs)

No evidence of USTs (e.g., fill pipes, vent pipes) and no ASTs was observed. No USTs were found to be registered to the property address according to the State Fire Marshal Bureau of Underground Storage Tank Regulations (BUSTR) Ohio Tank Tracking and Environmental Regulations (OTTER) database.



September 27, 2023 (Reissued October 13, 2023)

CT Consultants, Inc.

Pre-Demolition Hazardous Materials Assessment

125 Erie Street, Painesville, Ohio

OH45652

Page 5

If you have any questions or concerns regarding the above information, please contact the undersigned. Thank you for consulting EA Group.

Sincerely,

EA Group

Timothy S. Bowen,
Vice President/Technical Director

Corey Falatic,
ES36126

Table 1. Summary of Results - 125 Erie Street, Painesville, Ohio

Group	ID # OH45652	MATERIAL DESCRIPTION	Material Type	RESULT
BA	81	Drywall System; Upper Level	M/NF2	0
BA	82	Drywall System; Upper Level	M/NF2	0
BB	83	Carpet Adhesive; Yellow/Tan	M/NF1	0
BB	84	Carpet Adhesive; Yellow/Tan	M/NF1	0
BC	85	4" Cove Base & mastic; Gray	M/NF1	0
BC	86	4" Cove Base & mastic; Gray	M/NF1	0
BD	87	12"x12" Floor Tile & mastic; Gray w/ green	M/NF1	[+],B[M]
BD	88	12"x12" Floor Tile & mastic; Gray w/ green	M/NF1	([+])[M]
BE	89	Carpet Adhesive; Brown/Black	M/NF1	[+],B
BE	90	Carpet Adhesive; Brown/Black	M/NF1	([+])
BF	91	12"x12" Floor Tile & mastic; Green	M/NF1	[+],B
BF	92	12"x12" Floor Tile & mastic; Green	M/NF1	([+])
BG	93	Carpet Adhesive; Brown/Black/Tan	M/NF1	[+],B
BG	94	Carpet Adhesive; Brown/Black/Tan	M/NF1	([+])
BH	95	Sink Bottom Coating; White	M/NF2	0
BH	96	Sink Bottom Coating; White	M/NF2	0
BI	97	Drywall System; Lower Level	M/NF2	0
BI	98	Drywall System; Lower Level	M/NF2	0
BJ	99	4" Cove Base & mastic; Gray	M/NF1	0
BJ	100	4" Cove Base & mastic; Gray	M/NF1	0
BK	101	12"x12" Floor Tile & mastic; Off-White w/ dark gray	M/NF1	0,B[M]
BK	102	12"x12" Floor Tile & mastic; Off-White w/ dark gray	M/NF1	0,B[M]
BL	103	Carpet Mastic	M/NF1	0
BL	104	Carpet Mastic	M/NF1	0
BM	105	Carpet Mastic; Brown/Black	M/NF1	0,B
BM	106	Carpet Mastic; Brown/Black	M/NF1	0,B
BN	107	12"x12" Floor Tile & mastic; Mauve w/ white	M/NF1	0,B[M]
BN	108	12"x12" Floor Tile & mastic; Mauve w/ white	M/NF1	0,B[M]
BO	109	Carpet Adhesive; Tan	M/NF1	0
BO	110	Carpet Adhesive; Tan	M/NF1	0
BP	111	Sink Bottom Coating; Black	M/NF2	[+],B
BP	112	Sink Bottom Coating; Black	M/NF2	([+])
BQ	113	2'x4' Ceiling Panel; Pockmark, Pinhole	M	0
BQ	114	2'x4' Ceiling Panel; Pockmark, Pinhole	M	0
BR	115	Door/Window Caulking	M/NF2	0
BR	116	Door/Window Caulking	M/NF2	0
BS	117	Built-Up Roofing	M/NF1	0
BS	118	Built-Up Roofing	M/NF1	0

Table 1. Summary of Results - 125 Erie Street, Painesville, Ohio

Group	ID # OH45652	MATERIAL DESCRIPTION	Material Type	RESULT
BT	119	Roof Flashing	M/NF1	0
BT	120	Roof Flashing	M/NF1	0
BU	---	Vapor Barrier; Slab	N/S	

Group = Homogeneous Group identification

Material Type: S = Surfacing

T = Thermal System Insulation

M = Miscellaneous

NF1 = Non-Friable Category I

NF2 = Non-Friable Category II

N/S = material not suspect

Result: 0 = non-ACM

[+] = ACM

([+]) = one sample confirmed ACM, any remaining samples not required to be analyzed

B = verified by layering & point-counting

[+][M] = Floor Tile non-ACM; Mastic ACM

(Group as a whole considered ACM for removal purposes)

0,B = trace asbestos; non-ACM by EPA but OSHA may apply

0,B[M] = trace asbestos in mastic layer, none in floor tile or ceiling tile

Table 3. Summary of Waste Characterization Analysis for Lead
CT Consultants
125 Erie Street, Painesville, Ohio

September 8, 2023 Sampling

Sample ID	Materials	TCLP Lead
OH45652- T- 03	125 Erie Street Demolition Debris	0.23
OH45652- T- 04	125 Erie Street Demolition Debris	< 0.10

TCLP = Toxicity Characteristic Leaching Procedure

Results for TCLP Lead expressed in milligrams per liter (mg/l).

‡ = concentration exceeds TCLP Hazardous Waste Characteristic

Demolition Debris sample composite of various painted/unpainted interior & exterior materials [concrete, plaster, drywall, etc.]



EA GROUP

Environmental Analysis
and Management

APPENDIX A

Asbestos Inspection Data Sheet(s)

General Sample Location Schematic(s)

ASBESTOS INSPECTION DATA SHEET KEY

Client and Project:	Information provided by either Work Order or Scope of Work
Building:	Name or address of building.
Functional Space:	A room, group of rooms, or homogeneous area designated by the inspector to prepare management plans, design abatement projects, or conduct response actions.
Location:	Location of homogeneous material being sampled or occurrence of homogeneous material.
Group:-	An arbitrary designation (number or letter) assigned to each homogeneous material (material that is uniform in color and texture, serves the same function, and was installed at the same time) encountered during sampling.
ID #:	A sample number assigned by the inspector which begins with the work order number (OHXXXXX) at the top of the column and then a unique sample number for each sample. May include an additional suffix (e.g., building ID, sampling date).
Material Description:	Distinguishing characteristics that may include system type, function, size, color, shape etc.
Quantity:	Defined as square feet (SF) [default], linear feet (LF), or individual number of fittings or miscellaneous items, each (EA)
Material Type:	Abbreviations provided on the form as: S Surfacing Material (troweled or sprayed-on) T Thermal System Insulation (TSI) M Miscellaneous (Friable, unless otherwise noted): NF1 - Non-friable Category I NF2 - Non-friable Category II
Material Condition:	Typically noted only for general surveys (e.g., for O&M planning purposes). ND No Damage. The material is in visibly good condition with no apparent/obvious damage. D Damage. Material has damage to less than 10% of the entire homogeneous group or less than 25% of a localized section of the homogeneous group. SD Significant Damage. Material has damage to greater than 10% of the entire homogeneous group or greater than 25% of a localized section of the homogeneous group.
Friable:	When dry, an asbestos-containing material [ACM] is considered friable if it can be crumbled, pulverized, or reduced to powder by <i>hand pressure</i>
Result:	0 = material determined to be non-ACM (no asbestos); [+] = material determined to contain a regulated amount of asbestos (confirmed ACM) Additional notations may be included for specific samples or materials for further clarification, which would be defined under "Comments"

ASBESTOS INSPECTION DATA SHEET

Client: CT Consultants		Building: 125 Erie Street, Painesville, Ohio						
Project: Pre-Demolition Asbestos Survey		Functional Space: Lower Level						
LOCATION	Group	ID #	MATERIAL DESCRIPTION	Quantity	Material		RESULT	NOTES
					Type	Cond		
Planning Commission Areas	BI	97	Drywall System; Lower Level				0	
	BJ	99	4" Cove Base & mastic; Gray				0	
	BL	103	Carpet Mastic				0	
	BL	104	Carpet Mastic				0	
	BQ	---	2'x4' Ceiling Panel; Pockmark, Pinhole				0	
Planning Library/Conference	BI	---	Drywall System; Lower Level				0	
	BJ	---	4" Cove Base & mastic; Gray				0	
	BL	---	Carpet Mastic				0	
	BQ	---	2'x4' Ceiling Panel; Pockmark, Pinhole				0	
	BQ	---	2'x4' Ceiling Panel; Pockmark, Pinhole				0	
Planning Break Room	BM	---	Carpet Mastic; Brown/Black				0,B	
	BJ	100	4" Cove Base & mastic; Gray				0	
			<p>MATERIALS: TYPE: S - Surfacing T - Thermal M - Miscellaneous NF1 - Non-friable Cat. I NF2 - Non-friable Cat. II N/S = not suspect CONDITION: [if relevant] ND - No Damage D - Damage SD - Significant Damage</p>					
		<p>COMMENTS: LF = Linear Feet; EA = each NQ = not quantified FRIABLE: Y = Regulated ACM (RACM) by definition N = not RACM by definition NF1/NF2 may be friable due to condition or may become friable during reno/demo RESULT: 0 - Non-ACM [+] = ACM [no other assessment required] B = Verified by layering/point counting</p>						
		<p>EA GROUP 7118 Industrial Park Blvd. Mentor, OH 44060-5314 (440) 951-3514</p>						
		<p>EAG Technician(s): Corey Falatic ES 36126</p>						
		<p>Survey Date(s): September 5-8, 2023</p>						
		<p>EAG OH45652</p>						

ASBESTOS INSPECTION DATA SHEET

Client: CT Consultants		Building: 125 Erie Street, Painesville, Ohio						
Project: Pre-Demolition Asbestos Survey		Functional Space: Lower Level						
LOCATION	Group	ID #	MATERIAL DESCRIPTION	Quantity	Material		RESULT	NOTES
					Type	Cond		
Planning Break Room	BK	101	12"x12" Floor Tile & mastic; Off-White w/ dark gray				0,B[M]	
	BK	102	12"x12" Floor Tile & mastic; Off-White w/ dark gray				0,B[M]	
	BI	---	Drywall System; Lower Level				0	
Clinic Area, Rooms 1-4	BI	---	Drywall System; Lower Level				0	
	BJ	---	4" Cove Base & mastic; Gray				0	
	BM	---	Carpet Mastic; Brown/Black				0,B	
	BQ	---	2'x4' Ceiling Panel; Pockmark, Pinhole				0	
Clinic Area; Open Area	BI	---	Drywall System; Lower Level				0	
	BJ	---	4" Cove Base & mastic; Gray				0	
	BM	105	Carpet Mastic; Brown/Black				0,B	
	BM	106	Carpet Mastic; Brown/Black				0,B	
	BQ	---	2'x4' Ceiling Panel; Pockmark, Pinhole				0	
MATERIALS: TYPE: S - Surfacing T - Thermal M - Miscellaneous NF1 - Non-friable Cat. I NF2 - Non-friable Cat. II N/S = not suspect CONDITION: [if relevant] ND - No Damage D - Damage SD - Significant Damage		QUANTITY = Square Feet unless noted LF = Linear Feet; EA = each NQ = not quantified FRIABLE: Y = Regulated ACM (RACM) by definition N = not RACM by definition NF1/NF2 may be friable due to condition or may become friable during reno/demo RESULT: O - Non-ACM [+] = ACM [no other assessment required] B = Verified by layering/point counting						
EA GROUP 7118 Industrial Park Blvd. Mentor, OH 44060-5314 (440) 951-3514		COMMENTS: ([+]) = one sample confirmed ACM, any remaining samples not required to be analyzed ([+][M]) = Floor Tile non-ACM; Mastic ACM (Group as a whole considered ACM for removal purposes) O,B = trace (≤ 1%) asbestos; non-ACM by EPA but OSHA may apply O,B[M] = trace asbestos in mastic layer, none in floor tile or ceiling tile						
		EAG Technician(s): Corey Falatic		ES 36126		EAG OH45652		
		Survey Date(s): September 5-8, 2023						

ASBESTOS INSPECTION DATA SHEET

Client: CT Consultants

Building: 125 Erie Street, Painesville, Ohio

Project: Pre-Demolition Asbestos Survey

Functional Space: Lower Level

LOCATION	Group	ID #	MATERIAL DESCRIPTION	Quantity	Material		FRIABLE	RESULT	NOTES
					Type	Cond			
Clinic Area; Offices 1-3	BI	---	Drywall System; Lower Level					0	
	BJ	---	4" Cove Base & mastic; Gray					0	
	BM	---	Carpet Mastic; Brown/Black					0,B	
	BQ	---	2'x4' Ceiling Panel; Pockmark, Pinhole					0	
Clinic Area; Offices 4-7	BI	---	Drywall System; Lower Level					0	
	BJ	---	4" Cove Base & mastic; Gray					0	
	BM	---	Carpet Mastic; Brown/Black					0,B	
	BQ	---	2'x4' Ceiling Panel; Pockmark, Pinhole					0	
Clinic Area; Technology Room	BI	---	Drywall System; Lower Level					0	
	BJ	---	4" Cove Base & mastic; Gray					0	
	BM	---	Carpet Mastic; Brown/Black					0,B	
	BQ	113	2'x4' Ceiling Panel; Pockmark, Pinhole					0	

MATERIALS:
TYPE:
 S - Surfacing
 T - Thermal
 M - Miscellaneous
 NF1 - Non-friable Cat. I
 NF2 - Non-friable Cat. II
 N/S = not suspect
CONDITION: [if relevant]
 ND - No Damage
 D - Damage
 SD - Significant Damage

EA GROUP
 7118 Industrial Park Blvd.
 Mentor, OH 44060-5314
 (440) 951-3514

QUANTITY = Square Feet unless noted
 LF = Linear Feet; EA = each
 NQ = not quantified
FRIABLE:
 Y = Regulated ACM (RACM) by definition
 N = not RACM by definition
 NF1/NF2 may be friable due to condition or may become friable during reno/demo
RESULT:
 O - Non-ACM
 [+] = ACM [no other assessment required]
 B = Verified by layering/point counting

COMMENTS:
 ([+]) = one sample confirmed ACM, any remaining samples not required to be analyzed
 [+] [M] = Floor Tile non-ACM; Mastic ACM (Group as a whole considered ACM for removal purposes)
 O,B = trace (≤ 1%) asbestos; non-ACM by EPA but OSHA may apply
 O,B[M] = trace asbestos in mastic layer, none in floor tile or ceiling tile

EAG Technician(s): Corey Falatic
 ES 36126

ASBESTOS INSPECTION DATA SHEET

Client: CT Consultants		Building: 125 Erie Street, Painesville, Ohio									
Project: Pre-Demolition Asbestos Survey		Functional Space: Lower Level									
LOCATION	Group	ID #	MATERIAL DESCRIPTION	Quantity	Material		RESULT	NOTES			
					Type	Cond	FRIABLE				
Storage	BQ	---	2'x4' Ceiling Panel; Pockmark, Pinhole					0			
	BM	---	Carpet Mastic; Brown/Black					0,B			
	BJ	---	4" Cove Base & mastic; Gray					0			
	BI	---	Drywall System; Lower Level					0			
	BQ	---	2'x4' Ceiling Panel; Pockmark, Pinhole					0			
Kitchen	BJ	---	4" Cove Base & mastic; Gray					0			
	BI	98	Drywall System; Lower Level					0			
	BN	107	12"x12" Floor Tile & mastic; Mauve w/ white					0,B[M]			
	BN	108	12"x12" Floor Tile & mastic; Mauve w/ white					0,B[M]			
	BP	111	Sink Bottom Coating; Black	5 [1 EA]	M/NF2		N	[+],B			
	BP	112	Sink Bottom Coating; Black								
<p>MATERIALS: TYPE: S - Surfacing T - Thermal M - Miscellaneous NF1 - Non-friable Cat. I NF2 - Non-friable Cat. II N/S = not suspect CONDITION: [if relevant] ND - No Damage D - Damage SD - Significant Damage</p>				<p>QUANTITY = Square Feet unless noted LF = Linear Feet; EA = each NQ = not quantified FRIABLE: Y = Regulated ACM (RACM) by definition N = not RACM by definition NF1/NF2 may be friable due to condition or may become friable during reno/demo RESULT: O - Non-ACM [+] = ACM [no other assessment required] B = Verified by layering/point counting</p>				<p>COMMENTS: ([+]) = one sample confirmed ACM, any remaining samples not required to be analyzed ([+][M]) = Floor Tile non-ACM; Mastic ACM (Group as a whole considered ACM for removal purposes) O,B = trace (≤ 1%) asbestos; non-ACM by EPA but OSHA may apply O,B[M] = trace asbestos in mastic layer, none in floor tile or ceiling tile</p>			
<p>EA GROUP 7118 Industrial Park Blvd. Mentor, OH 44060-5314 (440) 951-3514</p>				<p>EAG Technician(s): Corey Falatic ES 36126</p>				<p>EAG OH45652</p>			
<p>Survey Date(s): September 5-8, 2023</p>				<p>Page 4 of 17</p>							

ASBESTOS INSPECTION DATA SHEET

Client: CT Consultants		Building: 125 Erie Street, Painesville, Ohio						
Project: Pre-Demolition Asbestos Survey		Functional Space: Lower Level						
LOCATION	Group	ID #	MATERIAL DESCRIPTION	Quantity	Material		RESULT	NOTES
					Type	Cond		
Offices 8-10	BQ	---	2'x4' Ceiling Panel; Pockmark, Pinhole				0	
	BM	---	Carpet Mastic; Brown/Black				0,B	
	BJ	---	4" Cove Base & mastic; Gray				0	
	BI	---	Drywall System; Lower Level				0	
Large Conference Room	BQ	114	2'x4' Ceiling Panel; Pockmark, Pinhole				0	
	BI	---	Drywall System; Lower Level				0	
	BO	109	Carpet Adhesive; Tan				0	
	BO	110	Carpet Adhesive; Tan				0	
Corridor 1	BQ	---	2'x4' Ceiling Panel; Pockmark, Pinhole				0	
	BM	---	Carpet Mastic; Brown/Black				0,B	
	BJ	---	4" Cove Base & mastic; Gray				0	
	BI	---	Drywall System; Lower Level				0	
	BK	---	12"x12" Floor Tile & mastic; Off-White w/ dark grav				0,B[M]	
MATERIALS: LF = Linear Feet; EA = each NQ = not quantified FRIABLE: Y = Regulated ACM (RACM) by definition N = not RACM by definition NF1 - Non-friable Cat. I NF2 - Non-friable Cat. II N/S = not suspect CONDITION: [if relevant] ND - No Damage D - Damage SD - Significant Damage		QUANTITY = Square Feet unless noted LF = Linear Feet; EA = each NQ = not quantified FRIABLE: Y = Regulated ACM (RACM) by definition N = not RACM by definition NF1/NF2 may be friable due to condition or may become friable during reno/demo RESULT: O - Non-ACM [+] = ACM [no other assessment required] B = Verified by layering/point counting						
EA GROUP 7118 Industrial Park Blvd. Mentor, OH 44060-5314 (440) 951-3514		COMMENTS: ([+]) = one sample confirmed ACM; any remaining samples not required to be analyzed ([+][M]) = Floor Tile non-ACM; Mastic ACM (Group as a whole considered ACM for removal purposes) 0,B = trace (≤ 1%) asbestos; non-ACM by EPA but OSHA may apply 0,B[M] = trace asbestos in mastic layer, none in floor tile or ceiling tile						
		EAG Technician(s): Corey Falatic		ES 36126		EAG OH45652		
		Survey Date(s): September 5-8, 2023				Page 5 of 17		

ASBESTOS INSPECTION DATA SHEET

Client: CT Consultants		Building: 125 Erie Street, Painesville, Ohio						
Project: Pre-Demolition Asbestos Survey		Functional Space: Lower Level						
LOCATION	Group	ID #	MATERIAL DESCRIPTION	Quantity	Material Type Cond	FRIABLE	RESULT	NOTES
Janitor Room	BQ	---	2'x4' Ceiling Panel; Pockmark, Pinhole				0	
	BJ	---	4" Cove Base & mastic; Gray				0	
	BI	---	Drywall System; Lower Level				0	
	BK	---	12"x12" Floor Tile & mastic; Off-White w/ dark gray				0,B[M]	
Janitor Closet	BJ	---	4" Cove Base & mastic; Gray				0	
	BI	---	Drywall System; Lower Level				0	
Restrooms	BK	---	12"x12" Floor Tile & mastic; Off-White w/ dark gray				0,B[M]	
	BQ	---	2'x4' Ceiling Panel; Pockmark, Pinhole				0	
	BJ	---	4" Cove Base & mastic; Gray				0	
	BI	---	Drywall System; Lower Level				0	
	BK	---	12"x12" Floor Tile & mastic; Off-White w/ dark gray				0,B[M]	
MATERIALS:		COMMENTS:						
TYPE:		<p>LF = Linear Feet; EA = each</p> <p>NQ = not quantified</p> <p>FRIABLE:</p> <p>Y = Regulated ACM (RACM) by definition</p> <p>N = not RACM by definition</p> <p>NF1/NF2 may be friable due to condition or may become friable during reno/demo</p> <p>RESULT:</p> <p>ND - No Damage</p> <p>D - Damage</p> <p>SD - Significant Damage</p>						
S - Surfacing		<p>QUANTITY = Square Feet unless noted</p> <p>([+]) = one sample confirmed ACM, any remaining samples not required to be analyzed</p> <p>[+][M] = Floor Tile non-ACM; Mastic ACM (Group as a whole considered ACM for removal purposes)</p> <p>0,B = trace (≤ 1%) asbestos; non-ACM by EPA but OSHA may apply</p> <p>0,B[M] = trace asbestos in mastic layer, none in floor tile or ceiling tile</p>						
T - Thermal								
M - Miscellaneous								
NF1 - Non-friable Cat. I								
NF2 - Non-friable Cat. II								
N/S = not suspect								
CONDITION: [if relevant]								
ND - No Damage								
D - Damage								
SD - Significant Damage								
EA GROUP		EAG Technician(s): Corey Falatic						
7118 Industrial Park Blvd.		ES 36126						
Mentor, OH 44060-5314		Survey Date(s): September 5-8, 2023						
(440) 951-3514		Page 6 of 17						

ASBESTOS INSPECTION DATA SHEET

Client: CT Consultants		Building: 125 Erie Street, Painesville, Ohio							
Project: Pre-Demolition Asbestos Survey		Functional Space: Lower Level							
LOCATION	Group	ID #	MATERIAL DESCRIPTION	Quantity	Material		RESULT	NOTES	
					Type	Cond			
Corridor 2	BQ	---	2'x4' Ceiling Panel; Pockmark, Pinhole				0		
	BJ	---	4" Cove Base & mastic; Gray				0		
	BI	---	Drywall System; Lower Level				0		
	BK	---	12"x12" Floor Tile & mastic; Off-White w/ dark gray				0,B[M]		
		<p>MATERIALS:</p> <p>TYPE:</p> <p>S - Surfacing</p> <p>T - Thermal</p> <p>M - Miscellaneous</p> <p>NF1 - Non-friable Cat. I</p> <p>NF2 - Non-friable Cat. II</p> <p>N/S = not suspect</p> <p>CONDITION: [if relevant]</p> <p>ND - No Damage</p> <p>D - Damage</p> <p>SD - Significant Damage</p>							
		<p>QUANTITY = Square Feet unless noted</p> <p>LF = Linear Feet; EA = each</p> <p>NQ = not quantified</p> <p>FRIABLE:</p> <p>Y = Regulated ACM (RACM) by definition</p> <p>N = not RACM by definition</p> <p>NF1/NF2 may be friable due to condition or may become friable during reno/demo</p> <p>RESULT:</p> <p>O - Non-ACM</p> <p>[+] = ACM [no other assessment required]</p> <p>B = Verified by layering/point counting</p>							
		<p>COMMENTS:</p> <p>[+] = one sample confirmed ACM, any remaining samples not required to be analyzed</p> <p>[+][M] = Floor Tile non-ACM; Mastic ACM (Group as a whole considered ACM for removal purposes)</p> <p>O,B = trace (≤ 1%) asbestos; non-ACM by EPA but OSHA may apply</p> <p>O,B[M] = trace asbestos in mastic layer, none in floor tile or ceiling tile</p>							
EA GROUP		EAG Technician(s): Corey Falatic						ES 36126	EAG OH45652
7118 Industrial Park Blvd. Mentor, OH 44060-5314 (440) 951-3514		Survey Date(s): September 5-8, 2023							Page 7 of 17

ASBESTOS INSPECTION DATA SHEET

Client: CT Consultants		Building: 125 Erie Street, Painesville, Ohio						
Project: Pre-Demolition Asbestos Survey		Functional Space: Upper Level						
LOCATION	Group	ID #	MATERIAL DESCRIPTION	Quantity	Material Type Cond	FRIABLE	RESULT	NOTES
Offices 1-6	BA	---	Drywall System; Upper Level				0	
	BB	---	Carpet Adhesive; Yellow/Tan				0	
	BC	---	4" Cove Base & mastic; Gray				0	
	BQ	---	2'x4' Ceiling Panel; Pockmark, Pinhole				0	
Receptionist	BA	---	Drywall System; Upper Level				0	
	BB	---	Carpet Adhesive; Yellow/Tan				0	
	BC	---	4" Cove Base & mastic; Gray				0	
	BQ	---	2'x4' Ceiling Panel; Pockmark, Pinhole				0	
Copy Room	BA	81	Drywall System; Upper Level				0	
	BB	---	Carpet Adhesive; Yellow/Tan				0	
	BC	85	4" Cove Base & mastic; Gray				0	
	BQ	---	2'x4' Ceiling Panel; Pockmark, Pinhole				0	
MATERIALS:		COMMENTS:						
TYPE:		<p>QUANTITY = Square Feet unless noted LF = Linear Feet; EA = each NQ = not quantified</p> <p>FRIABLE: Y = Regulated ACM (RACM) by definition N = not RACM by definition NF1/NF2 may be friable due to condition or may become friable during reno/demo</p> <p>CONDITION: [if relevant] ND - No Damage D - Damage SD - Significant Damage</p>						
S - Surfacing		<p>([+]) = one sample confirmed ACM, any remaining samples not required to be analyzed [+][M] = Floor Tile non-ACM; Mastic ACM (Group as a whole considered ACM for removal purposes)</p> <p>O,B = trace (≤ 1%) asbestos; non-ACM by EPA but OSHA may apply O,B[M] = trace asbestos in mastic layer, none in floor tile or ceiling tile</p>						
T - Thermal		<p>EA GROUP 7118 Industrial Park Blvd. Mentor, OH 44060-5314 (440) 951-3514</p>						
M - Miscellaneous		EAG Technician(s): Corey Falatic						
NF1 - Non-friable Cat. I		ES 36126						
NF2 - Non-friable Cat. II		Survey Date(s): September 5-8, 2023						
N/S = not suspect		Page 8 of 17						

ASBESTOS INSPECTION DATA SHEET

Client: CT Consultants		Building: 125 Erie Street, Painesville, Ohio						
Project: Pre-Demolition Asbestos Survey		Functional Space: Upper Level						
LOCATION	Group	ID #	MATERIAL DESCRIPTION	Quantity	Material		RESULT	NOTES
					Type	Cond		
Corridor 1	BA	---	Drywall System; Upper Level				0	
	BB	---	Carpet Adhesive; Yellow/Tan				0	
	BC	---	4" Cove Base & mastic; Gray				0	
	BQ	---	2'x4' Ceiling Panel; Pockmark, Pinhole				0	
Office 7	BA	---	Drywall System; Upper Level				0	
	BB	83	Carpet Adhesive; Yellow/Tan				0	
	BC	---	4" Cove Base & mastic; Gray				0	
	BQ	---	2'x4' Ceiling Panel; Pockmark, Pinhole				0	
Offices 8-12	BA	---	Drywall System; Upper Level				0	
	BB	---	Carpet Adhesive; Yellow/Tan				0	
	BC	---	4" Cove Base & mastic; Gray				0	
	BQ	---	2'x4' Ceiling Panel; Pockmark, Pinhole				0	
MATERIALS:		COMMENTS:						
TYPE:		<p>QUANTITY = Square Feet unless noted LF = Linear Feet; EA = each NQ = not quantified</p> <p>FRIABLE: Y = Regulated ACM (RACM) by definition N = not RACM by definition NF1/NF2 may be friable due to condition or may become friable during reno/demo</p> <p>CONDITION: [if relevant] ND - No Damage D - Damage SD - Significant Damage</p>						
S - Surfacing		<p>([+]) = one sample confirmed ACM, any remaining samples not required to be analyzed [+][M] = Floor Tile non-ACM; Mastic ACM (Group as a whole considered ACM for removal purposes)</p> <p>0,B = trace (≤ 1%) asbestos; non-ACM by EPA but OSHA may apply 0,B[M] = trace asbestos in mastic layer, none in floor tile or ceiling tile</p>						
T - Thermal								
M - Miscellaneous								
NF1 - Non-friable Cat. I								
NF2 - Non-friable Cat. II								
N/S = not suspect								
EA GROUP		EAG Technician(s): Corey Falatic						
7118 Industrial Park Blvd.		ES 36126						
Mentor, OH 44060-5314		Survey Date(s): September 5-8, 2023						
(440) 951-3514		Page 9 of 17						

ASBESTOS INSPECTION DATA SHEET

Client: CT Consultants		Building: 125 Erie Street, Painesville, Ohio							
Project: Pre-Demolition Asbestos Survey		Functional Space: Upper Level							
LOCATION	Group	ID #	MATERIAL DESCRIPTION	Quantity	Material Type Cond	FRIABLE	RESULT	NOTES	
File Room	BA	82	Drywall System; Upper Level				0		
	BB	84	Carpet Adhesive; Yellow/Tan				0		
	BC	86	4" Cove Base & mastic; Gray				0		
	BF	91	12"x12" Floor Tile & mastic; Green	375	M/NF1	N	[+],B	under BB	
	BF	92	12"x12" Floor Tile & mastic; Green		M/NF1	N	([+])		
	BQ	---	2'x4' Ceiling Panel; Pockmark, Pinhole				0		
	Office 13	BA	---	Drywall System; Upper Level				0	
		BB	---	Carpet Adhesive; Yellow/Tan				0	
		BC	---	4" Cove Base & mastic; Gray				0	
BF		---	12"x12" Floor Tile & mastic; Green	140	M/NF1	N	[+]	under BB	
BQ		---	2'x4' Ceiling Panel; Pockmark, Pinhole				0		
		MATERIALS: TYPE: S - Surfacing T - Thermal M - Miscellaneous NF1 - Non-friable Cat. I NF2 - Non-friable Cat. II N/S = not suspect CONDITION: [if relevant] ND - No Damage D - Damage SD - Significant Damage		QUANTITY = Square Feet unless noted LF = Linear Feet; EA = each NQ = not quantified FRIABLE: Y = Regulated ACM (RACM) by definition N = not RACM by definition NF1/NF2 may be friable due to condition or may become friable during reno/demo RESULT: O - Non-ACM [+] = ACM [no other assessment required] B = Verified by layering/point counting		COMMENTS: ([+]) = one sample confirmed ACM, any remaining samples not required to be analyzed ([+][M]) = Floor Tile non-ACM; Mastic ACM (Group as a whole considered ACM for removal purposes) O,B = trace (≤ 1%) asbestos; non-ACM by EPA but OSHA may apply O,B[M] = trace asbestos in mastic layer, none in floor tile or ceiling tile			
EA GROUP		7118 Industrial Park Blvd. Mentor, OH 44060-5314 (440) 951-3514		EAG Technician(s): Corey Falatic ES 36126		EAG OH45652		Page 10 of 17	
		Survey Date(s): September 5-8, 2023							

ASBESTOS INSPECTION DATA SHEET

Client: CT Consultants		Building: 125 Erie Street, Painesville, Ohio							
Project: Pre-Demolition Asbestos Survey		Functional Space: Upper Level							
LOCATION	Group	ID #	MATERIAL DESCRIPTION	Quantity	Material Type Cond	FRIABLE	RESULT	NOTES	
Lobby Area	BA	---	Drywall System; Upper Level				0		
	BB	---	Carpet Adhesive; Yellow/Tan				0		
	BC	---	4" Cove Base & mastic; Gray				0		
	BD	---	12"x12" Floor Tile & mastic; Gray w/ green	200	M/NF1	N	[+][M]		
	BQ	---	2'x4' Ceiling Panel; Pockmark, Pinhole				0		
	BA	---	Drywall System; Upper Level				0		
	BC	---	4" Cove Base & mastic; Gray				0		
Open Office Space w/ closet	BD	87	12"x12" Floor Tile & mastic; Gray w/ green	165	M/NF1	N	[+],B[M]		
	BD	88	12"x12" Floor Tile & mastic; Gray w/ green		M/NF1	N	(+)[M]		
	BQ	---	2'x4' Ceiling Panel; Pockmark, Pinhole				0		
Offices 14-16 [limited access]	BA	---	Drywall System; Upper Level				0		
	BB	---	Carpet Adhesive; Yellow/Tan				0		
MATERIALS: TYPE: S - Surfacing T - Thermal M - Miscellaneous NF1 - Non-friable Cat. I NF2 - Non-friable Cat. II N/S = not suspect CONDITION: [if relevant] ND - No Damage D - Damage SD - Significant Damage		QUANTITY = Square Feet unless noted LF = Linear Feet; EA = each NQ = not quantified FRIABLE: Y = Regulated ACM (RACM) by definition N = not RACM by definition NF1/NF2 may be friable due to condition or may become friable during reno/demo RESULT: O - Non-ACM [+] = ACM [no other assessment required] B = Verified by layering/point counting		COMMENTS: ([+]) = one sample confirmed ACM, any remaining samples not required to be analyzed ([+][M]) = Floor Tile non-ACM; Mastic ACM (Group as a whole considered ACM for removal purposes) O,B = trace (≤ 1%) asbestos; non-ACM by EPA but OSHA may apply O,B[M] = trace asbestos in mastic layer, none in floor tile or ceiling tile					
EA GROUP 7118 Industrial Park Blvd. Mentor, OH 44060-5314 (440) 951-3514		EAG Technician(s): Corey Falatic ES 36126		EAG OH45652					

ASBESTOS INSPECTION DATA SHEET

Client: CT Consultants

Building: 125 Erie Street, Painesville, Ohio

Project: Pre-Demolition Asbestos Survey

Functional Space: Upper Level

LOCATION	Group	ID #	MATERIAL DESCRIPTION	Quantity	Material		FRIABLE	RESULT	NOTES
					Type	Cond			
Offices 14-16 [limited access]	BC	---	4" Cove Base & mastic; Gray					0	
	BF	---	12"x12" Floor Tile & mastic; Green	390	M/NF1		N	[+]	assumed present; under BB
	BQ	---	2'x4' Ceiling Panel; Pockmark, Pinhole					0	
	BA	---	Drywall System; Upper Level					0	
Lunch Room	BE	89	Carpet Adhesive; Brown/Black	260	M/NF1		N	[+],B	
	BH	95	Sink Bottom Coating; White					0	
	BH	96	Sink Bottom Coating; White					0	
	BQ	---	2'x4' Ceiling Panel; Pockmark, Pinhole					0	
Conference Room	BA	---	Drywall System; Upper Level					0	
	BE	---	Carpet Adhesive; Brown/Black	250	M/NF1		N	[+]	
	BQ	---	2'x4' Ceiling Panel; Pockmark, Pinhole					0	
MATERIALS: TYPE: S - Surfacing T - Thermal M - Miscellaneous NF1 - Non-friable Cat. I NF2 - Non-friable Cat. II N/S = not suspect CONDITION: [if relevant] ND - No Damage D - Damage SD - Significant Damage			QUANTITY = Square Feet unless noted LF = Linear Feet; EA = each NQ = not quantified FRIABLE: Y = Regulated ACM (RACM) by definition N = not RACM by definition NF1/NF2 may be friable due to condition or may become friable during reno/demo RESULT: O - Non-ACM [+] = ACM [no other assessment required] B = Verified by layering/point counting			COMMENTS: ([+]) = one sample confirmed ACM, any remaining samples not required to be analyzed ([+][M]) = Floor Tile non-ACM; Mastic ACM (Group as a whole considered ACM for removal purposes) O,B = trace (≤ 1%) asbestos; non-ACM by EPA but OSHA may apply O,B[M] = trace asbestos in mastic layer, none in floor tile or ceiling tile			
EA GROUP 7118 Industrial Park Blvd. Mentor, OH 44060-5314 (440) 951-3514			EAG Technician(s): Corey Falatic ES 36126			EAG OH45652			
Survey Date(s): September 5-8, 2023			Page 12 of 17						

ASBESTOS INSPECTION DATA SHEET

Client: CT Consultants		Building: 125 Erie Street, Painesville, Ohio						
Project: Pre-Demolition Asbestos Survey		Functional Space: Upper Level						
LOCATION	Group	ID #	MATERIAL DESCRIPTION	Quantity	Material Type Cond	FRIABLE	RESULT	NOTES
Large Conference Room	BA	---	Drywall System; Upper Level				0	
	BE	90	Carpet Adhesive; Brown/Black	660	M/NF1	N	([+])	
	BQ	---	2'x4' Ceiling Panel; Pockmark, Pinhole				0	
Conference Office	BA	---	Drywall System; Upper Level				0	
	BE	---	Carpet Adhesive; Brown/Black	130	M/NF1	N	[+]	
	BQ	---	2'x4' Ceiling Panel; Pockmark, Pinhole				0	
Telecom Room	BA	---	Drywall System; Upper Level				0	
	BG	93	Carpet Adhesive; Brown/Black/Tan	80	M/NF1	N	[+],B	
	BC	---	4" Cove Base & mastic; Gray				0	
Storage Room	BQ	---	2'x4' Ceiling Panel; Pockmark, Pinhole				0	
	BA	---	Drywall System; Upper Level				0	
	BG	---	Carpet Adhesive; Brown/Black/Tan	150	M/NF1	N	[+]	
MATERIALS:		QUANTITY = Square Feet unless noted						
TYPE:		LF = Linear Feet; EA = each						
S - Surfacing		NQ = not quantified						
T - Thermal		FRIABLE:						
M - Miscellaneous		Y = Regulated ACM (RACM) by definition						
NF1 - Non-friable Cat. I		N = not RACM by definition						
NF2 - Non-friable Cat. II		NF1/NF2 may be friable due to condition						
N/S = not suspect		or may become friable during reno/demo						
CONDITION: [if relevant]		RESULT:						
ND - No Damage		O - Non-ACM						
D - Damage		[+] = ACM [no other assessment required]						
SD - Significant Damage		B = Verified by layering/point counting						
EA GROUP		EAG Technician(s): Corey Falatic						
7118 Industrial Park Blvd.		ES 36126						
Mentor, OH 44060-5314		EAG OH45652						
(440) 951-3514		Survey Date(s): September 5-8, 2023						

ASBESTOS INSPECTION DATA SHEET

Client: CT Consultants		Building: 125 Erie Street, Painesville, Ohio						
Project: Pre-Demolition Asbestos Survey		Functional Space: Upper Level						
LOCATION	Group	ID #	MATERIAL DESCRIPTION	Quantity	Material Type Cond	FRIABLE	RESULT	NOTES
Storage Room	BC	---	4" Cove Base & mastic; Gray				0	
	BQ	---	2'x4' Ceiling Panel; Pockmark, Pinhole				0	
Engineer's Open Area	BA	---	Drywall System; Upper Level				0	
	BG	---	Carpet Adhesive; Brown/Black/Tan	375	M/NF1	N	[+]	
	BC	---	4" Cove Base & mastic; Gray		M/NF1	N	0	
	BQ	---	2'x4' Ceiling Panel; Pockmark, Pinhole		M	Y	0	
	BA	---	Drywall System; Upper Level		M/NF2	N	0	
	BC	---	4" Cove Base & mastic; Gray		M/NF1	N	0	
	BG	---	Carpet Adhesive; Brown/Black/Tan	360	M/NF1	N	[+]	
Water Department Offices 1-3	BF	---	12"x12" Floor Tile & mastic; Green	360	M/NF1	N	[+]	
	BQ	---	2'x4' Ceiling Panel; Pockmark, Pinhole				0	
MATERIALS: TYPE: S - Surfacing T - Thermal M - Miscellaneous NF1 - Non-friable Cat. I NF2 - Non-friable Cat. II N/S = not suspect CONDITION: [if relevant] ND - No Damage D - Damage SD - Significant Damage		QUANTITY = Square Feet unless noted LF = Linear Feet; EA = each NQ = not quantified FRIABLE: Y = Regulated ACM (RACM) by definition N = not RACM by definition NF1/NF2 may be friable due to condition or may become friable during reno/demo RESULT: 0 - Non-ACM [+] = ACM [no other assessment required] B = Verified by layering/point counting		COMMENTS: ([+]) = one sample confirmed ACM, any remaining samples not required to be analyzed ([+][M]) = Floor Tile non-ACM; Mastic ACM (Group as a whole considered ACM for removal purposes) 0,B = trace (≤ 1%) asbestos; non-ACM by EPA but OSHA may apply 0,B[M] = trace asbestos in mastic layer, none in floor tile or ceiling tile				
EA GROUP 7118 Industrial Park Blvd. Mentor, OH 44060-5314 (440) 951-3514		EAG Technician(s): Corey Falatic ES 36126		EAG OH45652				
		Survey Date(s): September 5-8, 2023		Page 14 of 17				

ASBESTOS INSPECTION DATA SHEET

Client: CT Consultants		Building: 125 Erie Street, Painesville, Ohio								
Project: Pre-Demolition Asbestos Survey		Functional Space: Upper Level								
LOCATION	Group	ID #	MATERIAL DESCRIPTION	Quantity	Material Type Cond	FRIABLE	RESULT	NOTES		
Water Department Open Area	BA	---	Drywall System; Upper Level				0			
	BC	---	4" Cove Base & mastic; Gray				0			
	BG	---	Carpet Adhesive; Brown/Black/Tan	1000	M/NF1	N	[+]			
	BF	---	12"x12" Floor Tile & mastic; Green	1000	M/NF1	N	[+]			
	BQ	---	2'x4' Ceiling Panel; Pockmark, Pinhole				0			
Water Department Offices 4-6	BA	---	Drywall System; Upper Level				0			
	BC	---	4" Cove Base & mastic; Gray				0			
	BG	---	Carpet Adhesive; Brown/Black/Tan	360	M/NF1	N	[+]			
	BF	---	12"x12" Floor Tile & mastic; Green	360	M/NF1	N	[+]			
	BQ	---	2'x4' Ceiling Panel; Pockmark, Pinhole				0			
Water Department Equipment Storage	BA	---	Drywall System; Upper Level				0			
	BC	---	4" Cove Base & mastic; Gray				0			
MATERIALS: TYPE: S - Surfacing T - Thermal M - Miscellaneous NF1 - Non-friable Cat. I NF2 - Non-friable Cat. II N/S = not suspect CONDITION: [if relevant] ND - No Damage D - Damage SD - Significant Damage			QUANTITY = Square Feet unless noted LF = Linear Feet; EA = each NQ = not quantified FRIABLE: Y = Regulated ACM (RACM) by definition N = not RACM by definition NF1/NF2 may be friable due to condition or may become friable during reno/demo RESULT: O - Non-ACM [+] = ACM [no other assessment required] B = Verified by layering/point counting						COMMENTS: ([+]) = one sample confirmed ACM, any remaining samples not required to be analyzed ([+][M]) = Floor Tile non-ACM; Mastic ACM (Group as a whole considered ACM for removal purposes) O,B = trace (≤ 1%) asbestos; non-ACM by EPA but OSHA may apply O,B[M] = trace asbestos in mastic layer, none in floor tile or ceiling tile	
EA GROUP 7118 Industrial Park Blvd. Mentor, OH 44060-5314 (440) 951-3514			EAG Technician(s): Corey Falatic ES 36126						EAG OH45652	

ASBESTOS INSPECTION DATA SHEET

Client: CT Consultants		Building: 125 Erie Street, Painesville, Ohio						
Project: Pre-Demolition Asbestos Survey		Functional Space: Upper Level						
LOCATION	Group	ID #	MATERIAL DESCRIPTION	Quantity	Material Type Cond	FRIABLE	RESULT	NOTES
Water Department Equipment Storage	BG	94	Carpet Adhesive; Brown/Black/Tan	100	M/NF1	N	([+])	
	BF	---	12"x12" Floor Tile & mastic; Green	100	M/NF1	N	[+]	
	BQ	---	2'x4' Ceiling Panel; Pockmark, Pinhole				0	
Corridor 2	BA	---	Drywall System; Upper Level				0	
	BC	---	4" Cove Base & mastic; Gray				0	
	BQ	---	2'x4' Ceiling Panel; Pockmark, Pinhole				0	
Restroom	BD	---	12"x12" Floor Tile & mastic; Gray w/ green	384	M/NF1	N	[+][M]	
	BA	---	Drywall System; Upper Level				0	
	BC	---	4" Cove Base & mastic; Gray				0	
	BQ	---	2'x4' Ceiling Panel; Pockmark, Pinhole				0	
	BD	---	12"x12" Floor Tile & mastic; Gray w/ green	100	M/NF1	N	[+][M]	
Janitor's Closet								NO SUSPECT ACM
MATERIALS:		COMMENTS:						
TYPE:		<p>QUANTITY = Square Feet unless noted LF = Linear Feet; EA = each NQ = not quantified</p> <p>FRIABLE: Y = Regulated ACM (RACM) by definition N = not RACM by definition NF1/NF2 may be friable due to condition or may become friable during reno/demo</p> <p>CONDITION: [if relevant] ND - No Damage D - Damage SD - Significant Damage</p>						
S - Surfacing		<p>EA GROUP 7118 Industrial Park Blvd. Mentor, OH 44060-5314 (440) 951-3514</p>						
T - Thermal		<p>EAG Technician(s): Corey Falatic ES 36126</p>						
M - Miscellaneous		<p>Survey Date(s): September 5-8, 2023</p>						
NF1 - Non-friable Cat. I		<p>Page 16 of 17</p>						
NF2 - Non-friable Cat. II								
N/S = not suspect								
RESULT:								
O - Non-ACM								
[+] = ACM [no other assessment required]								
B = Verified by layering/point counting								

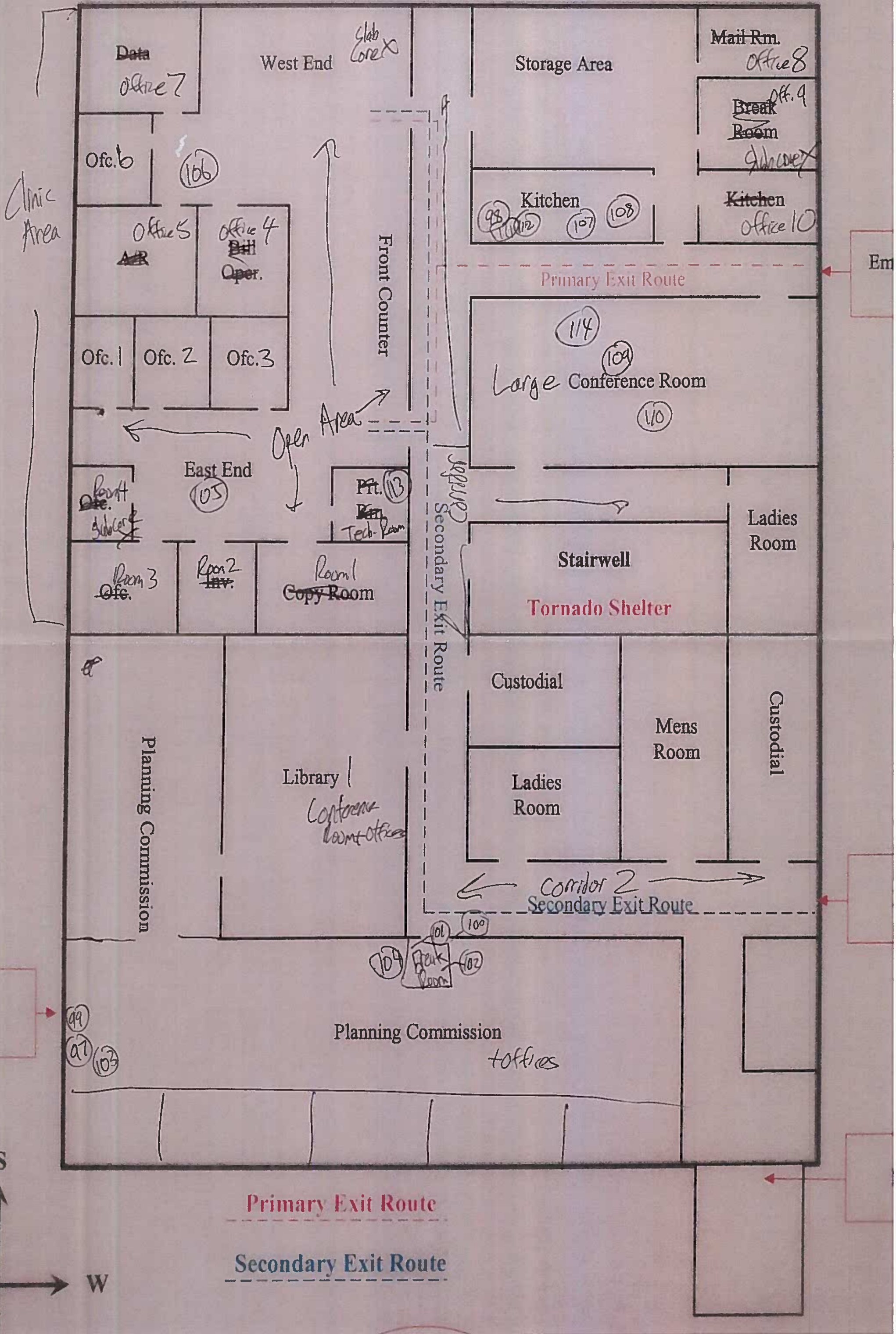
COMMENTS:
 ([+]) = one sample confirmed ACM, any remaining samples not required to be analyzed
 [+][M] = Floor Tile non-ACM; Mastic ACM (Group as a whole considered ACM for removal purposes)

O,B = trace (≤ 1%) asbestos; non-ACM by EPA but OSHA may apply
 O,B[M] = trace asbestos in mastic layer, none in floor tile or ceiling tile

ASBESTOS INSPECTION DATA SHEET

Client: CT Consultants		Building: 125 Erie Street, Painesville, Ohio						
Project: Pre-Demolition Asbestos Survey		Functional Space: Exterior						
LOCATION	Group	ID #	MATERIAL DESCRIPTION	Quantity	Material		RESULT	NOTES
					Type	Cond		
Exterior	BR	115	Door/Window Caulking				0	
	BR	116	Door/Window Caulking				0	
	BS	117	Built-Up Roofing				0	
	BS	118	Built-Up Roofing				0	
	BT	119	Roof Flashing				0	
	BT	120	Roof Flashing				0	
	BU	---	Vapor Barrier; Slab		N/S			plastic vapor barrier
		<p>MATERIALS:</p> <p>TYPE:</p> <p>S - Surfacing</p> <p>T - Thermal</p> <p>M - Miscellaneous</p> <p>NF1 - Non-friable Cat. I</p> <p>NF2 - Non-friable Cat. II</p> <p>N/S = not suspect</p> <p>CONDITION: [if relevant]</p> <p>ND - No Damage</p> <p>D - Damage</p> <p>SD - Significant Damage</p>						
		<p>QUANTITY = Square Feet unless noted</p> <p>LF = Linear Feet; EA = each</p> <p>NQ = not quantified</p> <p>FRIABLE:</p> <p>Y = Regulated ACM (RACM) by definition</p> <p>N = not RACM by definition</p> <p>NF1/NF2 may be friable due to condition or may become friable during reno/demo</p> <p>RESULT:</p> <p>O - Non-ACM</p> <p>[+] = ACM [no other assessment required]</p> <p>B = Verified by layering/point counting</p>						
		<p>COMMENTS:</p> <p>[+] = one sample confirmed ACM, any remaining samples not required to be analyzed</p> <p>[+][M] = Floor Tile non-ACM; Mastic ACM (Group as a whole considered ACM for removal purposes)</p> <p>O,B = trace (≤ 1%) asbestos; non-ACM by EPA but OSHA may apply</p> <p>O,B[M] = trace asbestos in mastic layer, none in floor tile or ceiling tile</p>						
EA GROUP		EAG Technician(s): Corey Falatic						EAG OH45652
7118 Industrial Park Blvd. Mentor, OH 44060-5314 (440) 951-3514		Survey Date(s): September 5-8, 2023						Page 17 of 17

Tornado Shelter Diagram and Emergency Exits





EA GROUP

Work Order:

Date:

Prepared By:

Project:

Title

125 E. 1st St Upper Level

Fire St. →



Rear Parking Lot



APPENDIX B

Laboratory Analytical Report(s)



CT Consultants, Inc.
8150 Sterling Ct.
Mentor, OH 44060
Bill Gallagher

Client Project: 99 & 125 Erie St Pre-Demo Survey
EA Group Workorder Number: 230900152
Received on September 18, 2023

The following analytical report contains results as requested for samples as received by EA Group. The results included in this report have been reviewed for compliance with the analytical methods indicated in this report. All data has been found to be compliant with accepted laboratory protocol, except as noted in the QC narrative. Industrial hygiene reports, air and/or surface concentrations results are based upon sampling information provided by the client. Analyst initials of REF indicate analysis performed at a subcontract facility.

If you have questions, comments or require further assistance regarding this report, please contact your client services representative or one of the individuals listed below.

Data or reporting:

Debbie Lauer - Lab Manager
dlauer@eagroupohio.com

Sample tracking, supplies:

Sample Receiving
sreceiving@eagroupohio.com

Invoice Related:

Bonnie Renbarger - Office Manager
brenbarger@eagroupohio.com

Reproduction of this report is prohibited except in its entirety. Unless noted, soil, sludge and sediment results are reported on dry weight basis. The "Sample Reporting Limit" is based on the method used for analysis and does not refer to any regulatory limit. These results relate only to the items tested.



EA GROUP

Environmental Analysis
and Management

Laboratory Analytical Report

CT Consultants, Inc.

8150 Sterling Ct.

Mentor, OH 44060

Attention:
Bill Gallagher

Project Identification

99 & 125 Erie St Pre-Demo Survey

OH45652

Purchase Order:

EA Group

Order Number

2309-00152

Carl R. Eggebraaten
Microscopist

Deborah L. Lauer
Laboratory Manager

September 27, 2023



Project Summary

The following analytical report contains the results as requested for samples submitted to EA Group. The results included in this report have been reviewed for compliance with the analytical methods indicated in this report. All data have been found to be compliant with accepted laboratory protocol. Exceptions, if any, are noted below.

Sample Summary

Sample Receive Date: 9/18/2023

EAG	Client	EAG	Client
<u>Sample Identification</u>	<u>Sample Identification</u>	<u>Sample Identification</u>	<u>Sample Identification</u>
230900152-081A	OH45652-81	230900152-082A	OH45652-82
230900152-083A	OH45652-83	230900152-084A	OH45652-84
230900152-085A	OH45652-85	230900152-086A	OH45652-86
230900152-087A	OH45652-87	230900152-088A	OH45652-88
230900152-089A	OH45652-89	230900152-090A	OH45652-90
230900152-091A	OH45652-91	230900152-092A	OH45652-92
230900152-093A	OH45652-93	230900152-094A	OH45652-94
230900152-095A	OH45652-95	230900152-096A	OH45652-96
230900152-097A	OH45652-97	230900152-098A	OH45652-98
230900152-099A	OH45652-99	230900152-100A	OH45652-100
230900152-101A	OH45652-101	230900152-102A	OH45652-102
230900152-103A	OH45652-103	230900152-104A	OH45652-104
230900152-105A	OH45652-105	230900152-106A	OH45652-106
230900152-107A	OH45652-107	230900152-108A	OH45652-108
230900152-109A	OH45652-109	230900152-110A	OH45652-110
230900152-111A	OH45652-111	230900152-112A	OH45652-112
230900152-113A	OH45652-113	230900152-114A	OH45652-114
230900152-115A	OH45652-115	230900152-116A	OH45652-116
230900152-117A	OH45652-117	230900152-118A	OH45652-118
230900152-119A	OH45652-119	230900152-120A	OH45652-120

Quality Control Narrative

This report contains data which was produced by a subcontracted laboratory

NVLAP Lab Code 101165-0 for Asbestos Analysis.

IATL, Inc.

9000 Commerce Parkway, Suite B

Mt. Laurel, NJ 08054



Project Summary

The following analytical report contains the results as requested for samples submitted to EA Group. The results included in this report have been reviewed for compliance with the analytical methods indicated in this report. All data have been found to be compliant with accepted laboratory protocol. Exceptions, if any, are noted below.

Sample Summary

Sample Receive Date: 9/18/2023

EAG Client
Sample Identification Sample Identification

EAG Client
Sample Identification Sample Identification

Reproduction of this report is prohibited except in its entirety. Unless noted, soil, sludge, and sediment results are reported on dry weight basis. The "Sample Reporting Limit" is based on the method used for analysis and does not refer to any regulatory limit.

CERTIFICATE OF ANALYSIS

Client: EA Group
7118 Industrial Park
Mentor OH 44060

Report Date: 9/22/2023
Report No.: 689899 - PLM
Project: OH45652
Project No.: 2309-152

Client: EAG482

PLM BULK SAMPLE ANALYSIS SUMMARY

Lab No.: 7674011	Analyst Observation: White Drywall	Location:
Client No.: OH45652-81	Client Description:	Facility:
<u>Percent Asbestos:</u> <i>None Detected</i>	<u>Percent Non-Asbestos Fibrous Material:</u> 5 Cellulose	<u>Percent Non-Fibrous Material:</u> 95

Lab No.: 7674011(L2)	Analyst Observation: White Joint Compound	Location:
Client No.: OH45652-81	Client Description:	Facility:
<u>Percent Asbestos:</u> <i>None Detected</i>	<u>Percent Non-Asbestos Fibrous Material:</u> None Detected	<u>Percent Non-Fibrous Material:</u> 100


Lab No.: 7674012	Analyst Observation: White Drywall	Location:
Client No.: OH45652-82	Client Description:	Facility:
<u>Percent Asbestos:</u> <i>None Detected</i>	<u>Percent Non-Asbestos Fibrous Material:</u> 5 Cellulose	<u>Percent Non-Fibrous Material:</u> 95


Lab No.: 7674012(L2)	Analyst Observation: White Joint Compound	Location:
Client No.: OH45652-82	Client Description:	Facility:
<u>Percent Asbestos:</u> <i>None Detected</i>	<u>Percent Non-Asbestos Fibrous Material:</u> None Detected	<u>Percent Non-Fibrous Material:</u> 100

Lab No.: 7674013	Analyst Observation: Yellow Mastic	Location:
Client No.: OH45652-83	Client Description:	Facility:
<u>Percent Asbestos:</u> <i>None Detected</i>	<u>Percent Non-Asbestos Fibrous Material:</u> Trace Cellulose Trace Synthetic	<u>Percent Non-Fibrous Material:</u> 100

Lab No.: 7674014	Analyst Observation: Yellow Mastic	Location:
Client No.: OH45652-84	Client Description:	Facility:
<u>Percent Asbestos:</u> <i>None Detected</i>	<u>Percent Non-Asbestos Fibrous Material:</u> Trace Cellulose Trace Synthetic	<u>Percent Non-Fibrous Material:</u> 100

Please refer to the Appendix of this report for further information regarding your analysis.

Date Received: 9/20/2023
Date Analyzed: 09/22/2023
Signature: 
Analyst: Tiffany Lowe

Approved By: 
Frank E. Ehrenfeld, III
Laboratory Director

CERTIFICATE OF ANALYSIS

Client: EA Group
7118 Industrial Park
Mentor OH 44060

Report Date: 9/22/2023
Report No.: 689899 - PLM
Project: OH45652
Project No.: 2309-152

Client: EAG482

PLM BULK SAMPLE ANALYSIS SUMMARY

Lab No.: 7674015
Client No.: OH45652-85
Analyst Observation: Grey Cove Base
Client Description:
Location:
Facility:
Percent Asbestos:
None Detected
Percent Non-Asbestos Fibrous Material:
None Detected
Percent Non-Fibrous Material:
100

Lab No.: 7674015(L2)
Client No.: OH45652-85
Analyst Observation: Tan Mastic
Client Description:
Location:
Facility:
Percent Asbestos:
None Detected
Percent Non-Asbestos Fibrous Material:
None Detected
Percent Non-Fibrous Material:
100


Lab No.: 7674016
Client No.: OH45652-86
Analyst Observation: Grey Cove Base
Client Description:
Location:
Facility:
Percent Asbestos:
None Detected
Percent Non-Asbestos Fibrous Material:
None Detected
Percent Non-Fibrous Material:
100


Lab No.: 7674016(L2)
Client No.: OH45652-86
Analyst Observation: Tan Mastic
Client Description:
Location:
Facility:
Percent Asbestos:
None Detected
Percent Non-Asbestos Fibrous Material:
None Detected
Percent Non-Fibrous Material:
100

Lab No.: 7674017
Client No.: OH45652-87
Analyst Observation: Grey Floor Tile
Client Description:
Location:
Facility:
Percent Asbestos:
None Detected
Percent Non-Asbestos Fibrous Material:
None Detected
Percent Non-Fibrous Material:
100

Lab No.: 7674017(L2)
Client No.: OH45652-87
Analyst Observation: Black Mastic
Client Description:
Location:
Facility:
Percent Asbestos:
PC 3.3 Chrysotile
Percent Non-Asbestos Fibrous Material:
None Detected
Percent Non-Fibrous Material:
96.7

Please refer to the Appendix of this report for further information regarding your analysis.

Date Received: 9/20/2023
Date Analyzed: 09/22/2023
Signature: 
Analyst: Tiffany Lowe

Approved By: 
Frank E. Ehrenfeld, III
Laboratory Director

CERTIFICATE OF ANALYSIS

Client: EA Group
7118 Industrial Park
Mentor OH 44060

Client: EAG482

Report Date: 9/22/2023
Report No.: 689899 - PLM
Project: OH45652
Project No.: 2309-152

PLM BULK SAMPLE ANALYSIS SUMMARY

Lab No.: 7674018 **Analyst Observation:** Grey Floor Tile **Location:**
Client No.: OH45652-88 **Client Description:** **Facility:**
Percent Asbestos: Percent Non-Asbestos Fibrous Material: Percent Non-Fibrous Material:
Sample Not Analyzed Sample Not Analyzed

Note: Positive stop analysis instructions per client for each homogeneous sample group.

Lab No.: 7674019 **Analyst Observation:** Yellow/Black/Tan Mastic **Location:**
Client No.: OH45652-89 **Client Description:** **Facility:**
Percent Asbestos: Percent Non-Asbestos Fibrous Material: Percent Non-Fibrous Material:
PC 1.1 Chrysotile None Detected 98.9

Layers not separable.

Lab No.: 7674020 **Analyst Observation:** Sample Not Analyzed **Location:**
Client No.: OH45652-90 **Client Description:** **Facility:**
Percent Asbestos: Percent Non-Asbestos Fibrous Material: Percent Non-Fibrous Material:
Sample Not Analyzed Sample Not Analyzed


Note: Positive stop analysis instructions per client for each homogeneous sample group.


Lab No.: 7674021 **Analyst Observation:** Green Floor Tile **Location:**
Client No.: OH45652-91 **Client Description:** **Facility:**
Percent Asbestos: Percent Non-Asbestos Fibrous Material: Percent Non-Fibrous Material:
PC 4.6 Chrysotile None Detected 95.4

Lab No.: 7674021(L2) **Analyst Observation:** Black Mastic **Location:**
Client No.: OH45652-91 **Client Description:** **Facility:**
Percent Asbestos: Percent Non-Asbestos Fibrous Material: Percent Non-Fibrous Material:
PC 5.2 Chrysotile None Detected 94.8

Lab No.: 7674021(L3) **Analyst Observation:** Yellow Mastic **Location:**
Client No.: OH45652-91 **Client Description:** **Facility:**
Percent Asbestos: Percent Non-Asbestos Fibrous Material: Percent Non-Fibrous Material:
None Detected None Detected 100

Please refer to the Appendix of this report for further information regarding your analysis.

Date Received: 9/20/2023
Date Analyzed: 09/22/2023
Signature: 
Analyst: Tiffany Lowe

Approved By: 
Frank E. Ehrenfeld, III
Laboratory Director

CERTIFICATE OF ANALYSIS

Client: EA Group
7118 Industrial Park
Mentor OH 44060

Report Date: 9/22/2023
Report No.: 689899 - PLM
Project: OH45652
Project No.: 2309-152

Client: EAG482

PLM BULK SAMPLE ANALYSIS SUMMARY

Lab No.: 7674022 **Analyst Observation:** Yellow Mastic **Location:**
Client No.: OH45652-92 **Client Description:** **Facility:**
Percent Asbestos: Percent Non-Asbestos Fibrous Material: Percent Non-Fibrous Material:
Sample Not Analyzed Sample Not Analyzed

Note: Positive stop analysis instructions per client for each homogeneous sample group.

Lab No.: 7674023 **Analyst Observation:** Yellow/Black Mastic **Location:**
Client No.: OH45652-93 **Client Description:** **Facility:**
Percent Asbestos: Percent Non-Asbestos Fibrous Material: Percent Non-Fibrous Material:
PC 1.2 Chrysotile None Detected 98.8

Layers not separable.

Lab No.: 7674024 **Analyst Observation:** Sample Not Analyzed **Location:**
Client No.: OH45652-94 **Client Description:** **Facility:**
Percent Asbestos: Percent Non-Asbestos Fibrous Material: Percent Non-Fibrous Material:
Sample Not Analyzed Sample Not Analyzed


Note: Positive stop analysis instructions per client for each homogeneous sample group.


Lab No.: 7674025 **Analyst Observation:** White Sink Undercoating **Location:**
Client No.: OH45652-95 **Client Description:** **Facility:**
Percent Asbestos: Percent Non-Asbestos Fibrous Material: Percent Non-Fibrous Material:
None Detected 10 Cellulose 90

Lab No.: 7674026 **Analyst Observation:** White Sink Undercoating **Location:**
Client No.: OH45652-96 **Client Description:** **Facility:**
Percent Asbestos: Percent Non-Asbestos Fibrous Material: Percent Non-Fibrous Material:
None Detected 5 Cellulose 95

Lab No.: 7674027 **Analyst Observation:** White Drywall **Location:**
Client No.: OH45652-97 **Client Description:** **Facility:**
Percent Asbestos: Percent Non-Asbestos Fibrous Material: Percent Non-Fibrous Material:
None Detected 5 Cellulose 95

Please refer to the Appendix of this report for further information regarding your analysis.

Date Received: 9/20/2023
Date Analyzed: 09/22/2023
Signature: 
Analyst: Tiffany Lowe

Approved By: 
Frank E. Ehrenfeld, III
Laboratory Director

CERTIFICATE OF ANALYSIS

Client: EA Group 7118 Industrial Park Mentor OH 44060	Report Date: 9/22/2023 Report No.: 689899 - PLM Project: OH45652 Project No.: 2309-152
Client: EAG482	

PLM BULK SAMPLE ANALYSIS SUMMARY

Lab No.: 7674027(L2) Client No.: OH45652-97	Analyst Observation: White Joint Compound Client Description:	Location: Facility:
<u>Percent Asbestos:</u> <i>None Detected</i>	<u>Percent Non-Asbestos Fibrous Material:</u> None Detected	<u>Percent Non-Fibrous Material:</u> 100
Lab No.: 7674028 Client No.: OH45652-98	Analyst Observation: White Drywall Client Description:	Location: Facility:
<u>Percent Asbestos:</u> <i>None Detected</i>	<u>Percent Non-Asbestos Fibrous Material:</u> 5 Cellulose	<u>Percent Non-Fibrous Material:</u> 95
Lab No.: 7674028(L2) Client No.: OH45652-98	Analyst Observation: White Joint Compound Client Description:	Location: Facility:
<u>Percent Asbestos:</u> <i>None Detected</i>	<u>Percent Non-Asbestos Fibrous Material:</u> None Detected	<u>Percent Non-Fibrous Material:</u> 100
Lab No.: 7674029 Client No.: OH45652-99	Analyst Observation: Grey Cove Base Client Description:	Location: Facility:
<u>Percent Asbestos:</u> <i>None Detected</i>	<u>Percent Non-Asbestos Fibrous Material:</u> None Detected	<u>Percent Non-Fibrous Material:</u> 100
Lab No.: 7674029(L2) Client No.: OH45652-99	Analyst Observation: Yellow Mastic Client Description:	Location: Facility:
<u>Percent Asbestos:</u> <i>None Detected</i>	<u>Percent Non-Asbestos Fibrous Material:</u> None Detected	<u>Percent Non-Fibrous Material:</u> 100
Lab No.: 7674030 Client No.: OH45652-100	Analyst Observation: Grey Cove Base Client Description:	Location: Facility:
<u>Percent Asbestos:</u> <i>None Detected</i>	<u>Percent Non-Asbestos Fibrous Material:</u> None Detected	<u>Percent Non-Fibrous Material:</u> 100

Please refer to the Appendix of this report for further information regarding your analysis.

Date Received: 9/20/2023
Date Analyzed: 09/22/2023
Signature:
Analyst: Tiffany Lowe

Approved By:
Frank E. Ehrenfeld, III
Laboratory Director

CERTIFICATE OF ANALYSIS

Client: EA Group
7118 Industrial Park
Mentor OH 44060

Report Date: 9/22/2023
Report No.: 689899 - PLM
Project: OH45652
Project No.: 2309-152

Client: EAG482

PLM BULK SAMPLE ANALYSIS SUMMARY

Lab No.: 7674030(L2)
Client No.: OH45652-100

Analyst Observation: Yellow Mastic
Client Description:

Location:
Facility:

Percent Asbestos:
None Detected

Percent Non-Asbestos Fibrous Material:
None Detected

Percent Non-Fibrous Material:
100

Lab No.: 7674031
Client No.: OH45652-101

Analyst Observation: Grey Floor Tile
Client Description:

Location:
Facility:

Percent Asbestos:
None Detected

Percent Non-Asbestos Fibrous Material:
None Detected

Percent Non-Fibrous Material:
100

Lab No.: 7674031(L2)
Client No.: OH45652-101

Analyst Observation: Yellow/Black Mastic
Client Description:

Location:
Facility:

Percent Asbestos:
PC 0.5 Chrysotile

Percent Non-Asbestos Fibrous Material:
None Detected

Percent Non-Fibrous Material:
99.5

Layers not separable.

Lab No.: 7674031(L3)
Client No.: OH45652-101

Analyst Observation: Grey Leveling Compound
Client Description:

Location:
Facility:

Percent Asbestos:
None Detected

Percent Non-Asbestos Fibrous Material:
None Detected

Percent Non-Fibrous Material:
100

Lab No.: 7674032
Client No.: OH45652-102

Analyst Observation: Grey Floor Tile
Client Description:

Location:
Facility:

Percent Asbestos:
None Detected

Percent Non-Asbestos Fibrous Material:
None Detected

Percent Non-Fibrous Material:
100

Lab No.: 7674032(L2)
Client No.: OH45652-102

Analyst Observation: Yellow/Black Mastic
Client Description:

Location:
Facility:

Percent Asbestos:
PC 0.75 Chrysotile

Percent Non-Asbestos Fibrous Material:
None Detected

Percent Non-Fibrous Material:
99.25

Layers not separable.

Please refer to the Appendix of this report for further information regarding your analysis.

Date Received: 9/20/2023
Date Analyzed: 09/22/2023
Signature:
Analyst: Tiffany Lowe

Approved By:
Frank E. Ehrenfeld, III
Laboratory Director

CERTIFICATE OF ANALYSIS

Client: EA Group 7118 Industrial Park Mentor OH 44060	Report Date: 9/22/2023 Report No.: 689899 - PLM Project: OH45652 Project No.: 2309-152
Client: EAG482	

PLM BULK SAMPLE ANALYSIS SUMMARY

Lab No.: 7674032(L3) Client No.: OH45652-102	Analyst Observation: Grey Leveling Compound Client Description:	Location: Facility:
<u>Percent Asbestos:</u> <i>None Detected</i>	<u>Percent Non-Asbestos Fibrous Material:</u> None Detected	<u>Percent Non-Fibrous Material:</u> 100
Lab No.: 7674033 Client No.: OH45652-103	Analyst Observation: Yellow Mastic Client Description:	Location: Facility:
<u>Percent Asbestos:</u> <i>None Detected</i>	<u>Percent Non-Asbestos Fibrous Material:</u> 1 Synthetic	<u>Percent Non-Fibrous Material:</u> 99
Lab No.: 7674034 Client No.: OH45652-104	Analyst Observation: Yellow Mastic Client Description:	Location: Facility:
<u>Percent Asbestos:</u> <i>None Detected</i>	<u>Percent Non-Asbestos Fibrous Material:</u> 1 Synthetic	<u>Percent Non-Fibrous Material:</u> 99
Lab No.: 7674035 Client No.: OH45652-105	Analyst Observation: Yellow/Black Mastic Client Description:	Location: Facility:
<u>Percent Asbestos:</u> <i>PC 0.25 Chrysotile</i>	<u>Percent Non-Asbestos Fibrous Material:</u> None Detected	<u>Percent Non-Fibrous Material:</u> 99.75
<i>Layers not separable.</i>		
Lab No.: 7674036 Client No.: OH45652-106	Analyst Observation: Yellow/Black Mastic Client Description:	Location: Facility:
<u>Percent Asbestos:</u> <i>PC 0.5 Chrysotile</i>	<u>Percent Non-Asbestos Fibrous Material:</u> None Detected	<u>Percent Non-Fibrous Material:</u> 99.5
<i>Layers not separable.</i>		
Lab No.: 7674037 Client No.: OH45652-107	Analyst Observation: Tan Floor Tile Client Description:	Location: Facility:
<u>Percent Asbestos:</u> <i>None Detected</i>	<u>Percent Non-Asbestos Fibrous Material:</u> None Detected	<u>Percent Non-Fibrous Material:</u> 100

Please refer to the Appendix of this report for further information regarding your analysis.

Date Received: 9/20/2023
Date Analyzed: 09/22/2023
Signature: *Tiffany Lowe*
Analyst: Tiffany Lowe

Approved By: *Frank E. Ehrenfeld*
Frank E. Ehrenfeld, III
Laboratory Director

CERTIFICATE OF ANALYSIS

Client: EA Group
7118 Industrial Park
Mentor OH 44060

Client: EAG482

Report Date: 9/22/2023
Report No.: 689899 - PLM
Project: OH45652
Project No.: 2309-152

PLM BULK SAMPLE ANALYSIS SUMMARY

Lab No.: 7674037(L2)
Client No.: OH45652-107

Analyst Observation: Yellow/Black Mastic
Client Description:

Location:
Facility:

Percent Asbestos:
PC Trace Chrysotile

Percent Non-Asbestos Fibrous Material:
None Detected

Percent Non-Fibrous Material:
100

Layers not separable.

Lab No.: 7674038
Client No.: OH45652-108

Analyst Observation: Tan Floor Tile
Client Description:

Location:
Facility:

Percent Asbestos:
None Detected

Percent Non-Asbestos Fibrous Material:
None Detected

Percent Non-Fibrous Material:
100

Lab No.: 7674038(L2)
Client No.: OH45652-108

Analyst Observation: Yellow/Black Mastic
Client Description:

Location:
Facility:

Percent Asbestos:
PC Trace Chrysotile

Percent Non-Asbestos Fibrous Material:
None Detected

Percent Non-Fibrous Material:
100

Layers not separable.

Lab No.: 7674039
Client No.: OH45652-109

Analyst Observation: Yellow Mastic
Client Description:

Location:
Facility:

Percent Asbestos:
None Detected

Percent Non-Asbestos Fibrous Material:
None Detected

Percent Non-Fibrous Material:
100

Lab No.: 7674040
Client No.: OH45652-110

Analyst Observation: Yellow Mastic
Client Description:

Location:
Facility:

Percent Asbestos:
None Detected

Percent Non-Asbestos Fibrous Material:
None Detected

Percent Non-Fibrous Material:
100

Lab No.: 7674041
Client No.: OH45652-111

Analyst Observation: Black/Yellow Mastic
Client Description:

Location:
Facility:


Percent Asbestos:
PC 1.2 Chrysotile


Percent Non-Asbestos Fibrous Material:
None Detected

Percent Non-Fibrous Material:
98.8

Layers not separable.

Please refer to the Appendix of this report for further information regarding your analysis.

Date Received: 9/20/2023
Date Analyzed: 09/22/2023
Signature: 
Analyst: Tiffany Lowe

Approved By: 
Frank E. Ehrenfeld, III
Laboratory Director

CERTIFICATE OF ANALYSIS

Client: EA Group
7118 Industrial Park
Mentor OH 44060

Report Date: 9/22/2023
Report No.: 689899 - PLM
Project: OH45652
Project No.: 2309-152

Client: EAG482

PLM BULK SAMPLE ANALYSIS SUMMARY

Lab No.: 7674042 **Analyst Observation:** Sample Not Analyzed **Location:**
Client No.: OH45652-112 **Client Description:** **Facility:**
Percent Asbestos: Percent Non-Asbestos Fibrous Material: Percent Non-Fibrous Material:
Sample Not Analyzed Sample Not Analyzed

Note: Positive stop analysis instructions per client for each homogeneous sample group.

Lab No.: 7674043 **Analyst Observation:** White Ceiling Tile **Location:**
Client No.: OH45652-113 **Client Description:** **Facility:**
Percent Asbestos: Percent Non-Asbestos Fibrous Material: Percent Non-Fibrous Material:
None Detected 40 Cellulose 20
40 Fibrous Glass


Lab No.: 7674044 **Analyst Observation:** White Ceiling Tile **Location:**
Client No.: OH45652-114 **Client Description:** **Facility:**
Percent Asbestos: Percent Non-Asbestos Fibrous Material: Percent Non-Fibrous Material:
None Detected 40 Cellulose 20
40 Fibrous Glass


Lab No.: 7674045 **Analyst Observation:** Clear Caulk **Location:**
Client No.: OH45652-115 **Client Description:** **Facility:**
Percent Asbestos: Percent Non-Asbestos Fibrous Material: Percent Non-Fibrous Material:
None Detected None Detected 100

Lab No.: 7674046 **Analyst Observation:** Clear Caulk **Location:**
Client No.: OH45652-116 **Client Description:** **Facility:**
Percent Asbestos: Percent Non-Asbestos Fibrous Material: Percent Non-Fibrous Material:
None Detected None Detected 100

Lab No.: 7674047 **Analyst Observation:** White/Black Shingle **Location:**
Client No.: OH45652-117 **Client Description:** **Facility:**
Percent Asbestos: Percent Non-Asbestos Fibrous Material: Percent Non-Fibrous Material:
None Detected 20 Synthetic 80

Please refer to the Appendix of this report for further information regarding your analysis.

Date Received: 9/20/2023
Date Analyzed: 09/22/2023
Signature: 
Analyst: Tiffany Lowe

Approved By: 
Frank E. Ehrenfeld, III
Laboratory Director

CERTIFICATE OF ANALYSIS

Client: EA Group 7118 Industrial Park Mentor OH 44060	Report Date: 9/22/2023 Report No.: 689899 - PLM Project: OH45652 Project No.: 2309-152
Client: EAG482	

PLM BULK SAMPLE ANALYSIS SUMMARY

Lab No.: 7674047(L2) Client No.: OH45652-117	Analyst Observation: Black Tar Client Description:	Location: Facility:
<u>Percent Asbestos:</u> <i>None Detected</i>	<u>Percent Non-Asbestos Fibrous Material:</u> None Detected	<u>Percent Non-Fibrous Material:</u> 100
Lab No.: 7674047(L3) Client No.: OH45652-117	Analyst Observation: Black Roof Material Client Description:	Location: Facility:
<u>Percent Asbestos:</u> <i>None Detected</i>	<u>Percent Non-Asbestos Fibrous Material:</u> 20 Fibrous Glass	<u>Percent Non-Fibrous Material:</u> 80
Lab No.: 7674047(L4) Client No.: OH45652-117	Analyst Observation: Black Roof Material Client Description:	Location: Facility:
<u>Percent Asbestos:</u> <i>None Detected</i>	<u>Percent Non-Asbestos Fibrous Material:</u> 10 Cellulose	<u>Percent Non-Fibrous Material:</u> 90
Lab No.: 7674048 Client No.: OH45652-118	Analyst Observation: White/Black Shingle Client Description:	Location: Facility:
<u>Percent Asbestos:</u> <i>None Detected</i>	<u>Percent Non-Asbestos Fibrous Material:</u> 20 Synthetic	<u>Percent Non-Fibrous Material:</u> 80
Lab No.: 7674048(L2) Client No.: OH45652-118	Analyst Observation: Black Tar Client Description:	Location: Facility:
<u>Percent Asbestos:</u> <i>None Detected</i>	<u>Percent Non-Asbestos Fibrous Material:</u> None Detected	<u>Percent Non-Fibrous Material:</u> 100
Lab No.: 7674048(L3) Client No.: OH45652-118	Analyst Observation: Black Roof Material Client Description:	Location: Facility:
<u>Percent Asbestos:</u> <i>None Detected</i>	<u>Percent Non-Asbestos Fibrous Material:</u> 20 Fibrous Glass	<u>Percent Non-Fibrous Material:</u> 80

Please refer to the Appendix of this report for further information regarding your analysis.

Date Received: 9/20/2023
Date Analyzed: 09/22/2023
Signature:
Analyst: Tiffany Lowe

Approved By:
Frank E. Ehrenfeld, III
Laboratory Director

CERTIFICATE OF ANALYSIS

Client: EA Group 7118 Industrial Park Mentor OH 44060	Report Date: 9/22/2023 Report No.: 689899 - PLM Project: OH45652 Project No.: 2309-152
Client: EAG482	

PLM BULK SAMPLE ANALYSIS SUMMARY

Lab No.: 7674048(L4) Client No.: OH45652-118	Analyst Observation: Black Roof Material Client Description:	Location: Facility:
<u>Percent Asbestos:</u> <i>None Detected</i>	<u>Percent Non-Asbestos Fibrous Material:</u> 10 Cellulose	<u>Percent Non-Fibrous Material:</u> 90
Lab No.: 7674048(L5) Client No.: OH45652-118	Analyst Observation: Brown Insulation Client Description:	Location: Facility:
<u>Percent Asbestos:</u> <i>None Detected</i>	<u>Percent Non-Asbestos Fibrous Material:</u> 80 Cellulose	<u>Percent Non-Fibrous Material:</u> 20
Lab No.: 7674049 Client No.: OH45652-119	Analyst Observation: Black Roof Material Client Description:	Location: Facility:
<u>Percent Asbestos:</u> <i>None Detected</i>	<u>Percent Non-Asbestos Fibrous Material:</u> 25 Cellulose	<u>Percent Non-Fibrous Material:</u> 75
Lab No.: 7674050 Client No.: OH45652-120	Analyst Observation: Black Roof Material Client Description:	Location: Facility:
<u>Percent Asbestos:</u> <i>None Detected</i>	<u>Percent Non-Asbestos Fibrous Material:</u> 25 Cellulose	<u>Percent Non-Fibrous Material:</u> 75

Please refer to the Appendix of this report for further information regarding your analysis.

Date Received: 9/20/2023
Date Analyzed: 09/22/2023
Signature: *Tiffany Lowe*
Analyst: Tiffany Lowe

Approved By: *Frank E. Ehrenfeld, III*
Frank E. Ehrenfeld, III
Laboratory Director

CERTIFICATE OF ANALYSIS

Client: EA Group
7118 Industrial Park
Mentor OH 44060

Report Date: 9/22/2023
Report No.: 689899 - PLM
Project: OH45652
Project No.: 2309-152

Client: EAG482

Appendix to Analytical Report

Customer Contact: Mike Herbert

Method: 40 CFR Appendix E to Subpart E of Part 763, interim method for the Determination of Asbestos in Bulk Insulation Samples, USEPA 600, R93-116 and NYSDOH ELAP 198.1 as needed.

This appendix seeks to promote greater understanding of any observations, exceptions, special instructions, or circumstances that the laboratory needs to communicate to the client concerning the above samples. The information below is used to help promote your ability to make the most informed decisions for you and your customers. Please note the following points of contact for any questions you may have.

iATL Customer Service: customerservice@iatl.com

iATL Office Manager: wchampion@iatl.com

iATL Account Representative: Semih Kocahasan

Sample Login Notes: See Batch Sheet Attached

Sample Matrix: Bulk Building Materials

Exceptions Noted: See Following Pages

General Terms, Warrants, Limits, Qualifiers:

General information about iATL capabilities and client/laboratory relationships and responsibilities are spelled out in iATL policies that are listed at www.iATL.com and in our Quality Assurance Manual per ISO 17025 standard requirements. The information therein is a representation of iATL definitions and policies for turnaround times, sample submittal, collection media, blank definitions, quantification issues and limit of detection, analytical methods and procedures, sub-contracting policies, results reporting options, fees, terms, and discounts, confidentiality, sample archival and disposal, and data interpretation.

iATL warrants the test results to be of a precision normal for the type and methodology employed for each sample submitted. iATL disclaims any other warrants, expressed or implied, including warranty of fitness for a particular purpose and warranty of merchantability. iATL accepts no legal responsibility for the purpose for which the client uses test results. Any analytical work performed must be governed by our Standard Terms and Conditions. Prices, methods and detection limits may be changed without notification. Please contact your Customer Service Representative for the most current information.

This confidential report relates only to those item(s) tested and does not represent an endorsement by NIST-NVLAP, AIHA LAP LLC, or any agency of local, state or province governments nor of any agency of the U.S. government.

This report shall not be reproduced except in full, without written approval of the laboratory.

Information Pertinent to this Report:

Analysis by US EPA 600 93-116: Determination of Asbestos in Bulk Building Materials by Polarized Light Microscopy (PLM).

Certifications:

- NIST-NVLAP No. 101165-0
- NYSDOH-ELAP No. 11021
- AIHA-LAP, LLC No. 100188

Quantification at <0.25% by volume is possible with this method. (PC) Indicates Stratified Point Count Method performed. (PC-Trace) means that asbestos was detected but is not quantifiable under the Point Counting regimen. PC Trace represents a <0.25% amount. Analysis includes all distinct separable layers in accordance with EPA 600 Method. If not reported or otherwise noted, layer is either not present or the client has specifically requested that it not be analyzed (ex. analyze until positive instructions). Small asbestos fibers may be missed by PLM due to resolution limitations of the optical microscope. Therefore, PLM is not consistently reliable in detecting asbestos in non-friable organically bound (NOB) materials. Quantitative transmission electron microscopy (TEM) is currently the only method that can pronounce materials as non-asbestos containing.

Analytical Methodology Alternatives: Your initial request for analysis may not have accounted for recent advances in regulatory requirements or advances in technology that are routinely used in similar situations for other qualified projects. You may have the option to explore additional analysis for further information. Below are a few options, listed as the matrix followed by the appropriate methodology. Also included are links to more information on our website.

Bulk Building Materials that are Non-Friable Organically Bound (NOB) by Gravimetric Reduction techniques employing PLM and TEM: ELAP 198.6 (PLM-NOB), ELAP 198.4 (TEM-NOB) See additional information at the end of this appendix.

CERTIFICATE OF ANALYSIS

Client: EA Group
7118 Industrial Park
Mentor OH 44060

Report Date: 9/22/2023
Report No.: 689899 - PLM
Project: OH45652
Project No.: 2309-152

Client: EAG482

Loose Fill Vermiculite Insulation, Attic Insulation, Zonolite (copyright), etc.: US EPA 600 R-4/004 (multi-tiered analytical process)
Sprayed On Insulation/Fireproofing with Vermiculite (SOF-V): ELAP 198.8 (PLM-SOF-V)

Soil, sludge, sediment, aggregate, and like materials analyzed for asbestos or other elongated mineral particles (ex. erionite, etc.): ASTM D7521, CARB 435, and other options available

Asbestos in Surface Dust according to one of ASTM's Methods (very dependent on sampling collection technique – by TEM): ASTM D 5755, D5756, or D6480

Various other asbestos matrices (air, water, etc.) and analytical methods are available.

Disclaimers / Qualifiers:

There may be some samples in this project that have a "NOTE:" associated with a sample result. We use added disclaimers or qualifiers to inform the client about something that requires further explanation. Here is a list with highlighted disclaimers that may be pertinent to this project. For a full explanation of these and other disclaimers, please inquire at customerservice@iatl.com.

- 1) Note: No mastic provided for analysis.
- 2) Note: Insufficient mastic provided for analysis.
- 3) Note: Insufficient material provided for analysis.
- 4) Note: Insufficient sample provided for QC reanalysis.
- 5) Note: Different material than indicated on Sample Log / Description.
- 6) Note: Sample not submitted.
- 7) Note: Attached to asbestos containing material.
- 8) Note: Received wet.
- 9) Note: Possible surface contamination.
- 10) Note: Not building material. 1% threshold may not apply.
- 11) Note: Recommend TEM-NOB analysis as per EPA recommendations.
- 12) Note: Asbestos detected but not quantifiable.
- 13) Note: Multiple identical samples submitted, only one analyzed.
- 14) Note: Analyzed by EPA 600/R-93/116. Point Counting detection limit at 0.080%.
- 15) Note: Analyzed by EPA 600/R-93/116. Point Counting detection limit at 0.125%.
- 16) Note: This sample contains >10% vermiculite mineral. See Appendix for Recommendations for Vermiculite Analysis.

Recommendations for Vermiculite Analysis:

Several analytical protocols exist for the analysis of asbestos in vermiculite. These analytical approaches vary depending upon the nature of the vermiculite mineral being tested (e.g. un-processed gange, homogeneous exfoliated books of mica, or mixed mineral composites). Please contact your client representative for pricing and turnaround time options available.

iATL recommends initial testing using the EPA 600/R-93/116 method. This method is specifically designed for the analysis of asbestos in bulk building materials. It provides an acceptable starting point for primary screening of vermiculite for possible asbestos.

Results from this testing may be inconclusive. EPA suggests proceeding to a multi-tiered analysis involving wet separation techniques in conjunction with PLM and TEM gravimetric analysis (EPA 600/R-04/004).

For New York State customers, NYSDOH requires disclaimers and qualifiers for various vermiculite containing samples that direct analysis via ELAP198.6 and ELAP198.8 for samples that contain >10% vermiculite mineral where ELAP198.6 may be used to evaluate the asbestos content of the material. However, any test result using ELAP198.6 will be reported with the following disclaimer: "ELAP198.6 method does not remove vermiculite and may underestimate the level of asbestos present in a sample containing >10% vermiculite."

Further information on this method and other vermiculite and asbestos issues can be found at the following: Agency for Toxic Substances and Disease Registry (ATSDR) www.atsdr.cdc.gov, United States Geological Survey (USGS) www.minerals.usgs.gov/minerals/, US EPA www.epa.gov/asbestos. The USEPA also has an informative brochure "Current Best Practices for Vermiculite Attic Insulation" EPA 747F03001 May 2003, that may assist the health and remediation professional. NYS customers please follow current NYSDOH ELAP requirements per policy on subject of surfacing and vermiculite, May 6, 2016, Testing Requirements for Surfacing Material Containing Vermiculite (https://www.wadsworth.org/sites/default/files/WebDoc/I198_8_02_2.pdf)

The following is a summary of the analytical process outlines in the EPA 600/R-04/004 Method:

- 1) **Analytical Step/Method:** Initial Screening by PLM, EPA 600R-93/116
Requirements/Comments: Minimum of 0.1 g of sample. ~0.25% for most samples.

CERTIFICATE OF ANALYSIS

Client: EA Group
7118 Industrial Park
Mentor OH 44060

Report Date: 9/22/2023
Report No.: 689899 - PLM
Project: OH45652
Project No.: 2309-152

Client: EAG482

2)**Analytical Step/Method:** Wet Separation by PLM Gravimetric Technique, EPA R-04/004
Requirements/Comments: Minimum 50g** of dry sample. Analysis of "Sinks" only.

3)**Analytical Step/Method:** Wet Separation by PLM Gravimetric Technique, EPA R-04/004
Requirements/Comments: Minimum 50g** of dry sample. Analysis of "Floats" only.

4)**Analytical Step/Method:** Wet Separation by TEM Gravimetric Technique, EPA R-04/004
Requirements/Comments: Minimum 50g** of dry sample. Analysis of "Sinks" only.

5)**Analytical Step/Method:** Wet Separation by TEM Gravimetric Technique, EPA R-04/004
Requirements/Comments: Minimum 50g** of dry sample. Analysis of "Suspension" only.

*With advance notice and confirmation by the laboratory.

**Approximately 1 Liter of sample in double-bagged container (~9x6 inch bag of sample).

New York State Department of Health requires that samples originating from NYS that they categorize as Non-friable Organically Bound materials can only be confirmed as None Detected for asbestos by method 198.4. See the table below for a list of those materials. (ENVIRONMENTAL LABORATORY APPROVAL PROGRAM CERTIFICATION MANUAL - ITEM No. 198.1, Revision Date 5/6/16)

*Asphalt Shingles, Caulking, Ceiling Tiles with Cellulose, Duct Wrap, Glazing, Mastic, Paint Chips, Resilient Floor Tiles, Rubberized Asbestos Gaskets, Siding Shingles, Vinyl Asbestos Tile, NOB materials (other than SM-V) with <10% vermiculite, Any material (Friable or NOB other than SM-V) with >10% vermiculite.

Statistically derived uncertainty with any measure should be taken into consideration when reviewing and interpreting all reported data and results. A more comprehensive listing of accuracy, precision, and uncertainty as it impacts this method is available upon request.

FIELD REQUEST FOR LABORATORY ANALYSIS

RUSH

152

1062

Company Name: CT Consultants

Address: _____

Attention: Bill Gallagher

Customer Number: 0901336

Telephone: _____

Fax No: _____

e-mail: _____

Sampled by: C. Falatrc

Project Name: 99+125 Erie St Pre-Demo Survey Project Number OH 45652

Rush Authorized by: _____ Project Category: ASB

Special Billing/Reporting: _____

Is this a VAP project requiring VAP lab analysis? Yes _____ No X

Internal Contact: Bowen

CHAIN OF CUSTODY

Relinquished by		Received by	
Name	Date/Time	Name	Date/Time
<u>Cory Palatka</u>	<u>09/19/23</u> <u>1515</u>	<u>M. Bowen</u>	<u>9/19/23</u> <u>830</u>



CT Consultants, Inc.
8150 Sterling Ct.
Mentor, OH 44060
Bill Gallagher

Client Project: 99 & 125 Erie St. Pre-demo Survey
EA Group Workorder Number: 230900148
Received on September 18, 2023

The following analytical report contains results as requested for samples as received by EA Group. The results included in this report have been reviewed for compliance with the analytical methods indicated in this report. All data has been found to be compliant with accepted laboratory protocol, except as noted in the QC narrative. Industrial hygiene reports, air and/or surface concentrations results are based upon sampling information provided by the client. Analyst initials of REF indicate analysis performed at a subcontract facility.

If you have questions, comments or require further assistance regarding this report, please contact your client services representative or one of the individuals listed below.

Data or reporting:

Debbie Lauer - Lab Manager
dlauer@eagroupohio.com

Sample tracking, supplies:

Sample Receiving
sreceiving@eagroupohio.com

Invoice Related:

Bonnie Renbarger - Office Manager
brenbarger@eagroupohio.com

Reproduction of this report is prohibited except in its entirety. Unless noted, soil, sludge and sediment results are reported on dry weight basis. The "Sample Reporting Limit" is based on the method used for analysis and does not refer to any regulatory limit. These results relate only to the items tested.



Laboratory Analytical Report

CT Consultants, Inc.

8150 Sterling Ct.

Mentor, OH 44060

Attention:
Bill Gallagher

Client Project:

99 & 125 Erie St. Pre-demo Survey

OH45652

EA Group Workorder:

2309-00148

Deborah L. Lauer
Laboratory Manager

September 26, 2023



EA GROUP

Environmental Analysis
and Management

Sample Receive Date 9/18/2023

Sample Listing

<u>EAG</u>	<u>Client</u>
<u>Sample Identification</u>	<u>Sample Identification</u>

<u>EAG</u>	<u>Client</u>
<u>Sample Identification</u>	<u>Sample Identification</u>

230900148	- 003	OH45652-T-03
-----------	-------	--------------

230900148	- 004	OH45652-T-04
-----------	-------	--------------



EA GROUP

Environmental Analysis
and Management

Project Narrative 2309-00148

All analyses performed by EA Group were done using established laboratory SOPs. Management has reviewed the data for compliance with the laboratory QA/QC plan and data have been found to be compliant with the laboratory protocols unless otherwise noted below. All results listed for this report relate only to the samples submitted on this work order.

The temperature of the sample(s) upon receipt was 22°C.

Misc. QC Comments

Percent Moisture is used to report results on a dry weight basis.

When necessary, reporting limits of individual samples may be raised due to high concentration of interfering compounds or target analytes, or quantity of sample available for analysis.

pH method note: If this analysis was performed in the laboratory, it may not meet the "immediate analysis" requirement that applies to most wastewater monitoring samples. In such cases, analysis for pH should be done at the time of sampling.

The results listed in this report relate only to the samples submitted to EA Group per the chain of custody.

Data Flag Table

B	The method blank contained a standard laboratory contaminant (Methylene Chloride, Acetone, Hexane, Phthalates, etc.) above the standard laboratory method detection limit. If the analyte is present in the sample at a concentration up to ten times the blank level, the result is reported with a "B" indicating method blank contamination. Samples will be reported without a "B" if the analyte concentration in the sample is greater than ten times the blank level.
E	An analytical result marked with an "E" indicates the result reported is above the high end limit of the calibration curve and should be considered an estimated concentration.
DIL	Due to matrix interference or high analyte concentration, a dilution was required. The spikes and/or surrogates results could not be quantitated and therefore marked "DIL".
J	An analytical result marked with a "J" indicates the result reported was below the standard reporting limit and above the method detection limit. As the observed level approaches the MDL there is an increasing probability of a false positive response.
MI	Analytical results marked as "MI" indicate that due to inherent matrix interference, the result could not be quantitated.
#	Results flagged "#" indicate the reported result may be outside allowable permit levels as provided by the client, when applicable.
NA	A result or field marked as "NA" indicates that it was not applicable for this project.
Q	A quality control result flagged with a "Q" indicates the percent recovery was outside the acceptable range as determined by the laboratory.

** Positive results for this analyte represent a probable combination of 3-Methylphenol (m-Cresol) and 4-Methylphenol (p-Cresol).



EAG Workorder: 2309-00148

Client Project: 99 & 125 Erie St. Pre-demo Survey

Client ID: OH45652-T-03

Date/Time Sampled: 9/08/2023 / 00

Received: 9/18/2023

EAG ID: 2309-00148-3

<u>Parameter</u>	<u>CAS #</u>	<u>Result</u>	<u>Reporting Limit</u>	<u>Units</u>	<u>Prep Date</u>	<u>Analysis Date</u>	<u>Time</u>	<u>Analyst</u>
Lead, TCLP: SW846-6010B	7439-92-1	0.228	0.10	mg/liter	9/22/2023	9/25/2023		CMB
SW846 1311: TCLP Extraction		Complete				9/20/2023		CMB

Client ID: OH45652-T-04

Date/Time Sampled: 9/08/2023 / 00

Received: 9/18/2023

EAG ID: 2309-00148-4

<u>Parameter</u>	<u>CAS #</u>	<u>Result</u>	<u>Reporting Limit</u>	<u>Units</u>	<u>Prep Date</u>	<u>Analysis Date</u>	<u>Time</u>	<u>Analyst</u>
Lead, TCLP: SW846-6010B	7439-92-1	<0.10	0.10	mg/liter	9/22/2023	9/25/2023		CMB
SW846 1311: TCLP Extraction		Complete				9/20/2023		CMB



2309-00148

Listed below are the TCLP regulatory limits. If you have any questions regarding the results or the regulatory limits, please contact Client Services. Source: 40CFR 261.

TCLP Metals:	mg/liter	TCLP Volatiles:	mg/liter
Arsenic	5.0	Benzene	0.5
Barium	100.0	Carbontetrachloride	0.5
Cadmium	1.0	Chlorobenzene	100.0
Chromium	5.0	Chloroform	6.0
Lead	5.0	1,2-Dichloroethane	0.5
Mercury	0.2	1,1-Dichloroethene	0.7
Selenium	1.0	Methyl ethyl ketone	200.0
Silver	5.0	Tetrachloroethene	0.7
		Trichloroethene	0.5
		Vinyl Chloride	0.2
TCLP Semi-volatiles:	mg/liter	TCLP Pesticides:	mg/liter
1,4-Dichlorobenzene	7.5	Chlordane	0.03
2,4-Dinitrotoluene	0.13	Endrin	0.02
Hexachlorobenzene	0.13	Heptachlor	0.008
Hexachlorobutadiene	0.5	Heptachlor Epoxide	0.008
Hexachloroethane	3.0	Lindane	0.4
Nitrobenzene	2.0	Methoxychlor	10.0
Pyridine	5.0	Toxaphene	0.5
o-Cresol	200.0	TCLP Herbicides:	mg/liter
m-Cresol	200.0	2,4-D	10.0
p-Cresol	200.0	2,4,5-TP (Silvex)	1.0
Cresol (total)	200.0		
Pentachlorophenol	100.0		
2,4,5-Trichlorophenol	400.0		
2,4,6-Trichlorophenol	2.0		
Characterization Parameters:	Acceptable limits		
Corrosivity	2-12.5 pH units		
Flashpoint	>140 degrees F		
Ignitability (solid burn rate)	<2.2 mm/second		
Reactive Cyanide*	<250 mg/kg		
Reactive Sulfide*	<500 mg/kg		

* EA Group uses the industry standard for the analysis of reactivity. However, the EPA has withdrawn guidance concerning this method. Further evaluation may be required to determine whether a waste is 'reactive'. The generator should contact the waste handler or the EPA for further guidance.

FIELD REQUEST FOR LABORATORY ANALYSIS

Company Name: CT Cons. Hants

Address: _____

Attention: Bill Gallagher

Customer Number: 0901336

Telephone: _____

e-mail(s): _____

Sampled by: C. Falatice

Project Name: 99+125 Erie St. Pre-Demo Survey

Project Number OH 45652

Rush Authorized by: _____

Project Category: EMW

Special Billing/Reporting: _____

Is this a VAP project requiring VAP lab analysis? YES

Is this a BUSTSR project requiring BUSTR lab analysis? YES

Internal Contact: _____

CHAIN OF CUSTODY

Relinquished by

Name	Date/Time
<u>Cory Palatice</u>	<u>09/18/23 530</u>

Received by

Name	Date/Time
<u>M. Coenen</u>	<u>9/19/23 830</u>



EA GROUP

Environmental Analysis
and Management

November 27, 2023

Mr. Bill Gallagher
CT Consultants, Inc.
8150 Sterling Court
Mentor, Ohio 44060

RE: **Pre-Demolition Hazardous Materials Assessment**
Former Apartment Structure, 199-209 North St. Clair Street, Painesville, Ohio
OH45754

Description of Work

EA Group, Mentor, Ohio was contracted by CT Consultants, Inc. to conduct a pre-demolition hazardous materials assessment for the former apartment structure at 199-209 North St. Clair Street in Painesville, Ohio. The assessment activities included a survey for asbestos-containing materials (ACMs); representative sampling of various painted and unpainted building components that would become “demolition debris” for waste characterization purposes (toxicity characteristic leaching procedure [TCLP] for lead); an inventory of non-incandescent lighting and other “universal waste” materials, stored chemicals in large quantities and regulated refrigerants; and, a visual assessment for the presence of underground and above ground storage tanks. This report provides the results of the pre-demolition hazardous materials assessment.

Assessment and sampling activities were performed by EA Group representative Michael Kovell from October 31 to November 2, 2023.

Asbestos Survey

EA Group’s licensed Asbestos Hazard Evaluation Specialist Michael Kovell, ES34424, inspected the structure, developed sampling strategies, and procured bulk samples of suspect ACM from October 31 to November 2, 2023. Homogeneous Groups of suspect ACM are identified on the *Asbestos Inspection Data Sheet* forms in Appendix A. Classification of any positively identified or assumed ACM has been made per National Emission Standards for Hazardous Air Pollutants (NESHAP) regulations, with notations for compliance with Occupational Safety and Health Administration (OSHA) regulations, if and where applicable. Room/area designations and sampling locations for the survey are provided on the attached schematics.

Objective and Limitations of the Inspection

The objective of this survey was to identify and sample suspect ACM associated with the former apartment structure and associated detached garage at 199-209 North St. Clair Street in Painesville, Ohio, which are planned for demolition, pursuant to NESHAP and OSHA regulations.



November 27, 2023

CT Consultants, Inc.

Pre-Demolition Hazardous Materials Assessment

Former Apartment Structure, 199-209 North St. Clair Street, Painesville, Ohio
OH45754

Page 2

Until such time as foundation demolition proceeds, some suspect materials may not be revealed, including but not limited to foundation waterproofing. If encountered during demolition, this type of material should be sampled to determine if it requires handling as ACM. If sampled and determined to be ACM, substantial additional costs may be incurred.

Core drilling through concrete slabs was conducted by Precision Pro-Cut to determine if suspect ACM vapor barriers existed. No vapor barriers were identified for 199-209 North St. Clair Street, including the detached garage structure.

GENERAL LIMITATIONS

1. EA Group cannot guarantee that all ACM has been identified by this assessment.
2. Additional asbestos materials, not previously identified or quantified, are frequently encountered during renovation or demolition.
3. Actual quantities of asbestos material may vary from any estimates provided in EA Group's report due to identification of additional materials and difficulties in quantifying hidden or inaccessible materials.
4. Prior to demolition or renovation of any structure or equipment, suspect materials that were previously inaccessible or excluded from sampling should be sampled and analyzed for asbestos.

Asbestos Analysis

The bulk samples were analyzed by polarized light microscopy for asbestos content at or through the Laboratory Division of EA Group, which is accredited by the National Institute of Standards and Technology – National Voluntary Laboratory Accreditation Program. The United States Environmental Protection Agency requires all materials containing greater than one percent asbestos by weight to be considered asbestos-containing materials. Composite or layered analyses were performed, depending on the nature of the material, with additional analysis (point-counting) if an initial analysis indicated less than 10% asbestos. In all cases that at least one sample from a homogeneous group [Group] was determined to be ACM, the Group as a whole is considered ACM, regardless of the results for any other samples from that Group. The scope of analytical work may also have included the provision that once one sample from a Group was determined to be ACM, the Group was considered confirmed ACM and analysis of any remaining samples from that Group was not required to be performed. Analytical results are provided in Appendix B.



November 27, 2023

CT Consultants, Inc.

Pre-Demolition Hazardous Materials Assessment

Former Apartment Structure, 199-209 North St. Clair Street, Painesville, Ohio
OH45754

Page 3

Results of Asbestos Analysis

The materials that were sampled as suspect and were determined to contain regulated amounts of asbestos are identified in Table 1, which also include materials determined to be non-ACM, at least by EPA definition, and any assumed ACMs, which were limited to potential foundation waterproofing and roofing materials, which were not scheduled to be sampled.

Estimated removal costs for the identified and assumed ACMs, based on currently known or estimated quantities, are provided in Table 2, attached. If encountered during demolition, foundation waterproofing should be sampled to determine proper handling procedures. Cost estimates do not include the potential for ACM foundation waterproofing, and could be substantial.

Any activities that involve the handling or disturbance of ACM should be carried out by a licensed abatement contractor or other appropriately trained personnel in accordance with all applicable regulations.

Characterization of “Demolition Debris”

Representative subsamples of various painted and unpainted building components that would become “demolition debris” were secured from the original structure, each addition and the detached garage. The samples were analyzed by the Laboratory Division of EA Group according to TCLP protocol for lead. The results for the analysis are provided in Table 3, attached, and detailed in the laboratory report in Appendix B.

As shown in Table 3, two of the samples at 199-209 North St. Clair Street contained a detectable concentration of extractable lead by TCLP protocol, but not at a concentration that would classify it as hazardous waste. On this basis, the “demolition debris-type” materials would not be considered to exhibit the characteristic of a hazardous waste due to lead toxicity.

Non-Incandescent Lighting and “Universal Waste” Materials

The buildings were inspected for various universal waste-type materials that would need to be addressed prior to or as part of demolition activities. These consisted of non-incandescent lighting fixtures (fluorescent lamps and potential polychlorinated biphenyl [PCB] ballasts); suspect mercury-containing equipment (MCE) (e.g., thermostats, switches); and emergency lighting/exit signs, which typically house lead-containing rechargeable batteries [gel cells, sealed lead-acid].



November 27, 2023

CT Consultants, Inc.

Pre-Demolition Hazardous Materials Assessment

Former Apartment Structure, 199-209 North St. Clair Street, Painesville, Ohio
OH45754

Page 4

Commercial entities that can manage or assist with managing these types of materials can be found at the new/revised Ohio EPA website “<https://recyclesearch.com/profile/ohioepa-recycling-directory>”.

At 199-209 North St. Clair Street, including the detached garage, a total of approximately eight eight-foot lamps and six four-foot lamps, with an estimated total of seven ballasts, were noted. If the fixtures cannot be reused, they should all be provided for reclamation because of the mercury in the lamps and possible PCBs in the ballasts. One mercury containing thermostat was observed within Apartment 201 Upper. other No MCE, exit signs or emergency lighting units were identified. One empty 55-gallon blue plastic drum labeled as “Aerodet, Heavy Duty Cleaner” was observed within the Basement under Apartment 203 Lower. Several quart, gallon, and five-gallon containers of latex paint were observed in the Garage, Apartment 207, and Basement under Apartment 203. Dozens of pill bottles were observed in the bathroom of Apartment 207. Household quantities of maintenance chemicals were noted, which should be relocated for use or properly disposed.

Regulated Refrigerants

The structures were inspected for the presence of refrigerant sources that may contain regulated chlorofluorocarbons (CFCs). A total of two window-mounted A/C units and three refrigerators were identified. These items may contain regulated CFC refrigerant that would require special handling (extraction of CFCs) if the items are to be disposed.

Inspection for Underground Storage Tanks (USTs) and Above Ground Storage Tanks (ASTs)

No evidence of USTs (e.g., fill pipes, vent pipes) were observed on the property. No USTs were found to be registered to the either property address according to the State Fire Marshal Bureau of Underground Storage Tank Regulations (BUSTR) Ohio Tank Tracking and Environmental Regulations (OTTER) database. Two 350-gallon ASTs were observed in the Basement under Apartment 203. Both ASTs appear empty, are disconnected, and were likely used to store fuel oil for heating. These should be addressed prior to or during the course of demolition.



November 27, 2023

CT Consultants, Inc.

Pre-Demolition Hazardous Materials Assessment

Former Apartment Structure, 199-209 North St. Clair Street, Painesville, Ohio

OH45754

Page 5

If you have any questions or concerns regarding the above information, please contact the undersigned. Thank you for consulting EA Group.

Sincerely,

EA Group

Timothy S. Bowen,
Vice President/Technical Director

Michael J. Kovell,
ES34424

Table 1 Summary of Results - Former Apartment Structure, 199-209 North St. Clair Street, Painesville, Ohio

Group	ID # OH45754	MATERIAL DESCRIPTION	Material Type	RESULT
A	01	Drywall System	M/NF2	0
A	02	Drywall System	M/NF2	0
B	Assumed	Roofing Shingles	M/NF1	[+]
C	03	Drywall System	M/NF2	0
C	04	Drywall System	M/NF2	0
D	05	Drywall System w/ Lt Text (Ceiling)	M/NF2	0
D	06	Drywall System w/ Lt Text (Ceiling)	M/NF2	0
E	07	Drywall System w/ Swirl	M/NF2	0
E	08	Drywall System w/ Swirl	M/NF2	0
F	09	Sink Bottom Coating; Gray	M/NF2	0
F	10	Sink Bottom Coating; Gray	M/NF2	0
G	11	Linoleum Flooring; Gray Wood Pattern	M/NF1	0
G	12	Linoleum Flooring; Gray Wood Pattern	M/NF1	0
H	13	Linoleum Flooring; Gray Stone Pattern	M/NF1	0
H	14	Linoleum Flooring; Gray Stone Pattern	M/NF1	0
I	15	Linoleum Flooring; Brown Wood Pattern	M/NF1	0
I	16	Linoleum Flooring; Brown Wood Pattern	M/NF1	0
J	17	Linoleum Flooring; White w/ Blue Square	M/NF1	0
J	18	Linoleum Flooring; White w/ Blue Square	M/NF1	0
K	19	4" Cove Base & mastic; Lt Gray	M/NF1	0
K	20	4" Cove Base & mastic; Lt Gray	M/NF1	0
L	21	Loose Fill Insulation	T	0
L	22	Loose Fill Insulation	T	0
L	23	Loose Fill Insulation	T	0
M	24	12"x12" Floor Tile; Lt Gray/Dk Gray Square Pattern	M/NF1	0
M	25	12"x12" Floor Tile; Lt Gray/Dk Gray Square Pattern	M/NF1	0
N	26	Flooring w/ mastic; Black	M/NF1	[+][FT]
N	27	Flooring w/ mastic; Black	M/NF1	[+][FT]
O	28	12"x12" Floor Tile; Off-White w/ Flower Pattern	M/NF1	0
O	29	12"x12" Floor Tile; Off-White w/ Flower Pattern	M/NF1	0
P	30	Flooring w/ mastic; Black & Gray	M/NF1	[+]
P	31	Flooring w/ mastic; Black & Gray	M/NF1	[+]
Q	32	Heavy Textured Plaster; Ceiling	M/NF2	[+],B
Q	33	Heavy Textured Plaster; Ceiling	M/NF2	0
Q	34	Heavy Textured Plaster; Ceiling	M/NF2	0
R	35	Plaster; Wall	M/NF2	0
R	36	Plaster; Wall	M/NF2	0
R	37	Plaster; Wall	M/NF2	0
S	38	Drywall System	M/NF2	0
S	39	Drywall System	M/NF2	0

Table 1 Summary of Results - Former Apartment Structure, 199-209 North St. Clair Street, Painesville, Ohio

Group	ID # OH45754	MATERIAL DESCRIPTION	Material Type	RESULT
T	40	Drywall System w/ Stippling	M/NF2	0
T	41	Drywall System w/ Stippling	M/NF2	0
U	42	Drywall System	M/NF2	0
U	43	Drywall System	M/NF2	0
V	44	12"x12" Floor Tile & mastic; Star Pattern	M/NF1	0
V	45	12"x12" Floor Tile & mastic; Star Pattern	M/NF1	0
W	46	Plaster; Ceiling	M/NF2	0
W	47	Plaster; Ceiling	M/NF2	0
W	48	Plaster; Ceiling	M/NF2	0
X	49	Ceramic Tile Adhesive	M/NF2	0
X	50	Ceramic Tile Adhesive	M/NF2	0
Y	51	Linoleum Flooring; White w/ Lt Brown Square	M/NF1	0
Y	52	Linoleum Flooring; White w/ Lt Brown Square	M/NF1	0
Z	53	Linoleum Flooring; Beige/Orange	M/NF1	[+]
Z	54	Linoleum Flooring; Beige/Orange	M/NF1	[+]
AA	55	12"x12" Floor Tile & mastic; Yellow	M/NF1	0
AA	56	12"x12" Floor Tile & mastic; Yellow	M/NF1	0
AB	57	Flooring; Pink	M/NF1	0
AB	58	Flooring; Pink	M/NF1	0
AC	59	Plaster; Ceiling w/ Swirl	M/NF2	0
AC	60	Plaster; Ceiling w/ Swirl	M/NF2	0
AC	61	Plaster; Ceiling w/ Swirl	M/NF2	0
AD	62	Plaster; Wall	M/NF2	0
AD	63	Plaster; Wall	M/NF2	0
AD	64	Plaster; Wall	M/NF2	0
AE	65	Linoleum Flooring; Beige w/ Pink & Blue	M/NF1	0
AE	66	Linoleum Flooring; Beige w/ Pink & Blue	M/NF1	0
AF	67	Sink Bottom Coating; Black	M/NF2	0
AF	68	Sink Bottom Coating; Black	M/NF2	0
AG	69	Plaster; Ceiling w/ Stippling	M/NF2	0
AG	70	Plaster; Ceiling w/ Stippling	M/NF2	0
AG	71	Plaster; Ceiling w/ Stippling	M/NF2	0
AH	72	Linoleum Flooring; Gray / Blue Octagon	M/NF1	0
AH	73	Linoleum Flooring; Gray / Blue Octagon	M/NF1	0
AI	74	Linoleum Flooring; Pink/Beige/Green	M/NF1	0
AI	75	Linoleum Flooring; Pink/Beige/Green	M/NF1	0
AJ	76	Linoleum Flooring; Brown Wood Pattern	M/NF1	0
AJ	77	Linoleum Flooring; Brown Wood Pattern	M/NF1	0
AK	78	Linoleum Flooring; Off-White w/ Lt Brown Squares	M/NF1	0
AK	79	Linoleum Flooring; Off-White w/ Lt Brown Squares	M/NF1	0

Table 1 Summary of Results - Former Apartment Structure, 199-209 North St. Clair Street, Painesville, Ohio

Group	ID # OH45754	MATERIAL DESCRIPTION	Material Type	RESULT
AL	80	12"x12" Floor Tile; Gray Stone Pattern	M/NF1	0
AL	81	12"x12" Floor Tile; Gray Stone Pattern	M/NF1	0
AM	82	Drywall System	M/NF2	0
AM	83	Drywall System	M/NF2	0
AN	84	Drywall System w/ Stippling	M/NF2	0
AN	85	Drywall System w/ Stippling	M/NF2	0
AO	86	Drywall System	M/NF2	0
AO	87	Drywall System	M/NF2	0
AP	88	Sink Bottom Coating; Pink	M/NF2	[+],B
AP	89	Sink Bottom Coating; Pink	M/NF2	([+])
AQ	90	Linoleum Flooring; Off-White	M/NF1	0
AQ	91	Linoleum Flooring; Off-White	M/NF1	0
AR	92	Linoleum Flooring; Multi-Color	M/NF1	0
AR	93	Linoleum Flooring; Multi-Color	M/NF1	0
AS	94	Linoleum Flooring; Wood Pattern	M/NF1	0
AS	95	Linoleum Flooring; Wood Pattern	M/NF1	0
AT	96	Flooring Mastic, residual	M/NF1	0
AT	97	Flooring Mastic, residual	M/NF1	0
AU	98	Drywall System	M/NF2	0
AU	99	Drywall System	M/NF2	0
AV	100	Drywall System w/ Stippling	M/NF2	0
AV	101	Drywall System w/ Stippling	M/NF2	0
AW	102	Linoleum Flooring; White w/ Blue/Green Squares	M/NF1	0
AW	103	Linoleum Flooring; White w/ Blue/Green Squares	M/NF1	0
AX	104	Linoleum Flooring; Off-White w/ Gray Speck Square Pattern	M/NF1	0
AX	105	Linoleum Flooring; Off-White w/ Gray Speck Square Pattern	M/NF1	0
AY	106	Linoleum Flooring; Off-White (Bathroom)	M/NF1	0
AY	107	Linoleum Flooring; Off-White (Bathroom)	M/NF1	0
AZ	108	Drywall System w/ Circle Pattern	M/NF2	0
AZ	109	Drywall System w/ Circle Pattern	M/NF2	0
BA	110	Flooring; Gray Wood Pattern	M/NF1	0
BA	111	Flooring; Gray Wood Pattern	M/NF1	0
BB	112	Flooring; Multi-Layer System	M/NF1	0
BB	113	Flooring; Multi-Layer System	M/NF1	0
BC	114	Flooring; Brown w/ Felt	M/NF1	0
BC	115	Flooring; Brown w/ Felt	M/NF1	0
BD	116	Drywall System	M/NF2	0
BD	117	Drywall System	M/NF2	0
BE	118	Drywall System w/ Stippling	M/NF2	0
BE	119	Drywall System w/ Stippling	M/NF2	0

Table 1 Summary of Results - Former Apartment Structure, 199-209 North St. Clair Street, Painesville, Ohio

Group	ID # OH45754	MATERIAL DESCRIPTION	Material Type	RESULT
BF	120	Plaster; Ceiling	M/NF2	0
BF	121	Plaster; Ceiling	M/NF2	0
BF	122	Plaster; Ceiling	M/NF2	0
BG	123	Plaster; Wall	M/NF2	0
BG	124	Plaster; Wall	M/NF2	0
BG	125	Plaster; Wall	M/NF2	0
BH	126	Flooring; Gray Wood Pattern	M/NF1	0
BH	127	Flooring; Gray Wood Pattern	M/NF1	0
BI	128	12"x12" Floor Tile; Brown	M/NF1	0
BI	129	12"x12" Floor Tile; Brown	M/NF1	0
BJ	130	Drywall System	M/NF2	0
BJ	131	Drywall System	M/NF2	0
BK	132	Drywall System w/ Stippling	M/NF2	0
BK	133	Drywall System w/ Stippling	M/NF2	0
BL	134	12"x12" Floor Tile; Brick Pattern	M/NF1	0
BL	135	12"x12" Floor Tile; Brick Pattern	M/NF1	0
BM	136	Sink Bottom Coating; Beige	M/NF2	0
BM	137	Sink Bottom Coating; Beige	M/NF2	0
BN	138	12"x12" Floor Tile; Stone & Brick Pattern	M/NF1	0
BN	139	12"x12" Floor Tile; Stone & Brick Pattern	M/NF1	0
BO	140	Flooring Felt	M/NF1	0
BO	141	Flooring Felt	M/NF1	0
BP	142	Duct Wrap	M/NF2	[+]
BP	143	Duct Wrap	M/NF2	([+])
BQ	144	Window Glazing	M/NF2	0
BQ	145	Window Glazing	M/NF2	0
BR	146	Door Caulking; 209	M/NF2	0
BR	147	Door Caulking; 209	M/NF2	0
BS	148	Door Caulking; 207	M/NF2	0
BS	149	Door Caulking; 207	M/NF2	0
BT	150	Door Caulking; 205	M/NF2	0
BT	151	Door Caulking; 205	M/NF2	0
BU	152	Door Caulking; 199/201 Front	M/NF2	0
BU	153	Door Caulking; 199/201 Front	M/NF2	0
BV	154	Window Caulking; Addition	M/NF2	0
BV	155	Window Caulking; Addition	M/NF2	0
BW	156	Window Caulking; Original Structure	M/NF2	0
BW	157	Window Caulking; Original Structure	M/NF2	0
BX	158	Door Caulking; 199/201 Upper	M/NF2	0
BX	159	Door Caulking; 199/201 Upper	M/NF2	0

Table 1 Summary of Results - Former Apartment Structure, 199-209 North St. Clair Street, Painesville, Ohio

Group	ID # OH45754	MATERIAL DESCRIPTION	Material Type	RESULT
BY	Assumed	Roofing Shingles	M/NF1	[+]
BZ	Assumed	Roof Flashing	M/NF1	[+]
CA	160	Plaster; Wall	M/NF2	0
CA	161	Plaster; Wall	M/NF2	0
CA	162	Plaster; Wall	M/NF2	0
CB	163	Plaster; Ceiling	M/NF2	0
CB	164	Plaster; Ceiling	M/NF2	0
CB	165	Plaster; Ceiling	M/NF2	0
CC	166	16"x16" Ceiling Tile Spline	M	0
CC	167	16"x16" Ceiling Tile Spline	M	0
CD	168	Window Glazing; 209 Front Door	M/NF2	0
CD	169	Window Glazing; 209 Front Door	M/NF2	0
CE	170	Window Glazing; 209 Back Door	M/NF2	0
CE	171	Window Glazing; 209 Back Door	M/NF2	0
CF	Assumed	Foundation Waterproofing	M/NF2	[+]

Group = Homogeneous Group identification

Material Type: S = Surfacing

T = Thermal System Insulation

M = Miscellaneous

NF1 = Non-Friable Category I

NF2 = Non-Friable Category II

Result: 0 = non-ACM

[+] = ACM

([+]) = one sample confirmed ACM, any remaining samples not required to be analyzed

B = verified by layering & point-counting

[+][FT] = Floor Tile ACM; Mastic non-ACM

**Table 3. Summary of Waste Characterization Analysis for Lead
 CT Consultants
 Former Apartment Structure, 199-209 North St. Clair Street, Painesville, Ohio**

November 2, 2023 Sampling

Sample ID OH45754-	Materials	TCLP Lead
110223- 01- Pb	199-209 North St. Clair Street, Garage, Demolition Debris	< 0.10
110223- 02- Pb	199-209 North St. Clair Street, Addition 207, Demolition Debris	0.104
110223- 03- Pb	199-209 North St. Clair Street, Addition 203, Demolition Debris	< 0.10
110223- 04- Pb	199-209 North St. Clair Street, Original Structure, Demolition Debris	2.34

TCLP = Toxicity Characteristic Leaching Procedure

Results for TCLP Lead expressed in milligrams per liter (mg/l).

‡ = concentration exceeds TCLP Hazardous Waste Characteristic

Demolition Debris sample composite of various painted/unpainted interior & exterior materials [concrete, plaster, drywall, etc.]



EA GROUP

Environmental Analysis
and Management

APPENDIX A

Asbestos Inspection Data Sheet(s)

General Sample Location Schematic(s)

ASBESTOS INSPECTION DATA SHEET KEY

Client and Project:	Information provided by either Work Order or Scope of Work
Building:	Name or address of building.
Functional Space:	A room, group of rooms, or homogeneous area designated by the inspector to prepare management plans, design abatement projects, or conduct response actions.
Location:	Location of homogeneous material being sampled or occurrence of homogeneous material.
Group:-	An arbitrary designation (number or letter) assigned to each homogeneous material (material that is uniform in color and texture, serves the same function, and was installed at the same time) encountered during sampling.
ID #:	A sample number assigned by the inspector which begins with the work order number (OHXXXXX) at the top of the column and then a unique sample number for each sample. May include an additional suffix (e.g., building ID, sampling date).
Material Description:	Distinguishing characteristics that may include system type, function, size, color, shape etc.
Quantity:	Defined as square feet (SF) [default], linear feet (LF), or individual number of fittings or miscellaneous items, each (EA)
Material Type:	Abbreviations provided on the form as: S Surfacing Material (troweled or sprayed-on) T Thermal System Insulation (TSI) M Miscellaneous (Friable, unless otherwise noted): NF1 - Non-friable Category I NF2 - Non-friable Category II
Material Condition:	Typically noted only for general surveys (e.g., for O&M planning purposes). ND No Damage. The material is in visibly good condition with no apparent/obvious damage. D Damage. Material has damage to less than 10% of the entire homogeneous group or less than 25% of a localized section of the homogeneous group. SD Significant Damage. Material has damage to greater than 10% of the entire homogeneous group or greater than 25% of a localized section of the homogeneous group.
Friable:	When dry, an asbestos-containing material [ACM] is considered friable if it can be crumbled, pulverized, or reduced to powder by <i>hand pressure</i>
Result:	0 = material determined to be non-ACM (no asbestos); [+] = material determined to contain a regulated amount of asbestos (confirmed ACM) Additional notations may be included for specific samples or materials for further clarification, which would be defined under "Comments"

ASBESTOS INSPECTION DATA SHEET

Client: CT Consultants 199-209 North St. Clair Street, Painesville, Ohio Building: Former Apartment Structure

Project: Pre-Demolition Asbestos Survey Functional Space: Garage

LOCATION	Group	ID #	MATERIAL DESCRIPTION	Quantity	Material		FRIABLE	RESULT	NOTES
					Type	Cond			
Garage	A	01	Drywall System					0	
	A	02	Drywall System					0	
	B		Roofing Shingles					0	

MATERIALS:
TYPE:
 S - Surfacing
 T - Thermal
 M - Miscellaneous
 NF1 - Non-friable Cat. I
 NF2 - Non-friable Cat. II
 N/S = not suspect
CONDITION: [if relevant]
 ND - No Damage
 D - Damage
 SD - Significant Damage

EA GROUP
 7118 Industrial Park Blvd.
 Mentor, OH 44060-5314
 (440) 951-3514

QUANTITY = Square Feet unless noted
 LF = Linear Feet; EA = each
 NQ = not quantified
FRIABLE:
 Y = Regulated ACM (RACM) by definition
 N = not RACM by definition
 NF1/NF2 may be friable due to condition or may become friable during reno/demo
RESULT:
 O - Non-ACM
 [+] = ACM [no other assessment required]
 B = Verified by layering/point counting

EA GROUP
 EAG Technician(s): Michael J. Kovell ES 34424 EAG OH45754

COMMENTS:
 ([+]) = one sample confirmed ACM, any remaining samples not required to be analyzed
 [+] [O], [+] [O, B] = Sample non-ACM or trace but at least one other sample from Group confirmed ACM; Group considered ACM
 [+] [FT] = Floor Tile ACM; Mastic non-ACM

Survey Date(s): October 31 to November 2, 2023 Page 1 of 19

ASBESTOS INSPECTION DATA SHEET

Client: CT Consultants		199-209 North St. Clair Street, Painesville, Ohio		Building: Former Apartment Structure				
Project: Pre-Demolition Asbestos Survey		Functional Space: Apartment 199 Upper						
LOCATION	Group	ID #	MATERIAL DESCRIPTION	Quantity	Material		RESULT	NOTES
					Type	Cond		
Apartment 199 Upper	C	03	Drywall System				0	
	C	04	Drywall System				0	
	D	05	Drywall System w/ Lt Text (Ceiling)				0	
	D	06	Drywall System w/ Lt Text (Ceiling)				0	
	E	07	Drywall System w/ Swirl				0	
	E	08	Drywall System w/ Swirl				0	
	F	09	Sink Bottom Coating; Gray				0	
	F	10	Sink Bottom Coating; Gray				0	
	G	11	Linoleum Flooring; Gray Wood Pattern				0	
	G	12	Linoleum Flooring; Gray Wood Pattern				0	
	H	13	Linoleum Flooring; Gray Stone Pattern				0	
	H	14	Linoleum Flooring; Gray Stone Pattern				0	
MATERIALS: TYPE: S - Surfacing T - Thermal M - Miscellaneous NF1 - Non-friable Cat. I NF2 - Non-friable Cat. II N/S = not suspect CONDITION: [if relevant] ND - No Damage D - Damage SD - Significant Damage		QUANTITY = Square Feet unless noted LF = Linear Feet; EA = each NQ = not quantified FRIABLE: Y = Regulated ACM (RACM) by definition N = not RACM by definition NF1/NF2 may be friable due to condition or may become friable during reno/demo RESULT: O - Non-ACM [+] = ACM [no other assessment required] B = Verified by layering/point counting						
EA GROUP 7118 Industrial Park Blvd. Mentor, OH 44060-5314 (440) 951-3514		EAG Technician(s): Michael J. Kovell		ES 34424		EAG OH45754		
		Survey Date(s): October 31 to November 2, 2023						

ASBESTOS INSPECTION DATA SHEET

Client: CT Consultants

199-209 North St. Clair Street, Painesville, Ohio

Building: Former Apartment Structure

Project: Pre-Demolition Asbestos Survey

Functional Space: Apartment 199 Upper

LOCATION	Group	ID #	MATERIAL DESCRIPTION	Quantity	Material		RESULT	NOTES
					Type	Cond		
Apartment 199 Upper	I	15	Linoleum Flooring; Brown Wood Pattern				0	
	I	16	Linoleum Flooring; Brown Wood Pattern				0	
	J	17	Linoleum Flooring; White w/ Blue Square				0	
	J	18	Linoleum Flooring; White w/ Blue Square				0	
	K	19	4" Cove Base & mastic; Lt Gray				0	
	K	20	4" Cove Base & mastic; Lt Gray				0	
	L	21	Loose Fill Insulation				0	
	L	22	Loose Fill Insulation				0	

<p>MATERIALS:</p> <p>TYPE:</p> <p>S - Surfacing</p> <p>T - Thermal</p> <p>M - Miscellaneous</p> <p>NF1 - Non-friable Cat. I</p> <p>NF2 - Non-friable Cat. II</p> <p>N/S = not suspect</p> <p>CONDITION: [if relevant]</p> <p>ND - No Damage</p> <p>D - Damage</p> <p>SD - Significant Damage</p>	<p>QUANTITY = Square Feet unless noted</p> <p>LF = Linear Feet; EA = each</p> <p>NQ = not quantified</p> <p>FRIABLE:</p> <p>Y = Regulated ACM (RACM) by definition</p> <p>N = not RACM by definition</p> <p>NF1/NF2 may be friable due to condition or may become friable during reno/demo</p> <p>RESULT:</p> <p>O - Non-ACM</p> <p>[+] = ACM [no other assessment required]</p> <p>B = Verified by layering/point counting</p>	<p>COMMENTS:</p> <p>([+]) = one sample confirmed ACM, any remaining samples not required to be analyzed</p> <p>[+][O], [+][0,B] = Sample non-ACM or trace but at least one other sample from Group confirmed ACM; Group considered ACM</p> <p>[+][FT] = Floor Tile ACM; Mastic non-ACM</p>
<p>EA GROUP</p> <p>7118 Industrial Park Blvd.</p> <p>Mentor, OH 44060-5314</p> <p>(440) 951-3514</p>	<p>EAG Technician(s): Michael J. Kovell</p> <p>ES 34424</p>	<p>EAG OH45754</p>
<p>Survey Date(s): October 31 to November 2, 2023</p>		
<p style="text-align: right;">Page 3 of 19</p>		

ASBESTOS INSPECTION DATA SHEET

Client: CT Consultants		199-209 North St. Clair Street, Painesville, Ohio		Building: Former Apartment Structure					
Project: Pre-Demolition Asbestos Survey		Functional Space: Stairs to Apartments 199 and 201 Upper							
LOCATION	Group	ID #	MATERIAL DESCRIPTION	Quantity	Material	FRIABLE	RESULT	NOTES	
Stairs to Apartments 199 and 201 Upper	M	24	12"x12" Floor Tile; Lt Gray/Dk Gray Square Pattern				0		
	M	25	12"x12" Floor Tile; Lt Gray/Dk Gray Square Pattern				0		
	N	26	Flooring w/ mastic; Black	25	M/NF1	N	[+][FT]	Under Group M	
	N	27	Flooring w/ mastic; Black		M/NF1	N	[+][FT]	Under Group M	
	O	28	12"x12" Floor Tile; Off-White w/ Flower Pattern				0		
	O	29	12"x12" Floor Tile; Off-White w/ Flower Pattern				0		
	P	30	Flooring w/ mastic; Black & Gray	35	M/NF1	N	[+]	Under Group O	
	P	31	Flooring w/ mastic; Black & Gray		M/NF1	N	[+]	Under Group O	
	Q	32	Heavy Textured Plaster; Ceiling		M/NF2	N	[+],B		
	Q	33	Heavy Textured Plaster; Ceiling	45	M/NF2	N	[+][O]		
	Q	34	Heavy Textured Plaster; Ceiling		M/NF2	N	[+][O]		
	MATERIALS: TYPE: S - Surfacing T - Thermal M - Miscellaneous NF1 - Non-friable Cat. I NF2 - Non-friable Cat. II N/S = not suspect CONDITION: [if relevant] ND - No Damage D - Damage SD - Significant Damage		QUANTITY = Square Feet unless noted LF = Linear Feet; EA = each NQ = not quantified FRIABLE: Y = Regulated ACM (RACM) by definition N = not RACM by definition NF1/NF2 may be friable due to condition or may become friable during reno/demo RESULT: O - Non-ACM [+] = ACM [no other assessment required] B = Verified by layering/point counting		COMMENTS: ([+]) = one sample confirmed ACM, any remaining samples not required to be analyzed [+][O], [+][O,B] = Sample non-ACM or trace but at least one other sample from Group confirmed ACM; Group considered ACM [+][FT] = Floor Tile ACM; Mastic non-ACM				
	EA GROUP 7118 Industrial Park Blvd. Mentor, OH 44060-5314 (440) 951-3514		EAG Technician(s): Michael J. Kovell		ES 34424		EAG OH45754		
		Survey Date(s): October 31 to November 2, 2023				Page 4 of 19			

ASBESTOS INSPECTION DATA SHEET

Client: CT Consultants		199-209 North St. Clair Street, Painesville, Ohio		Building: Former Apartment Structure				
Project: Pre-Demolition Asbestos Survey		Functional Space: Stairs to Apartments 199 and 201 Upper						
LOCATION	Group	ID #	MATERIAL DESCRIPTION	Quantity	Material		RESULT	NOTES
					Type	Cond		
Stairs to Apartments 199 and 201 Upper	R	35	Plaster; Wall				0	
	R	36	Plaster; Wall				0	
	R	37	Plaster; Wall				0	
	S	38	Drywall System				0	
	S	39	Drywall System				0	
MATERIALS: <u>TYPE:</u> S - Surfacing T - Thermal M - Miscellaneous NF1 - Non-friable Cat. I NF2 - Non-friable Cat. II N/S = not suspect <u>CONDITION:</u> [if relevant] ND - No Damage D - Damage SD - Significant Damage		QUANTITY = Square Feet unless noted LF = Linear Feet; EA = each NQ = not quantified FRIABLE: Y = Regulated ACM (RACM) by definition N = not RACM by definition NF1/NF2 may be friable due to condition or may become friable during reno/demo <u>RESULT:</u> O - Non-ACM [+] = ACM [no other assessment required] B = Verified by layering/point counting		COMMENTS: ([+]) = one sample confirmed ACM, any remaining samples not required to be analyzed [+][O], [+][O,B] = Sample non-ACM or trace but at least one other sample from Group confirmed ACM; Group considered ACM [+][FT] = Floor Tile ACM; Mastic non-ACM				
EA GROUP 7118 Industrial Park Blvd. Mentor, OH 44060-5314 (440) 951-3514		EAG Technician(s): Michael J. Kovell		ES 34424		EAG OH45754		
		Survey Date(s): October 31 to November 2, 2023		Page 5 of 19				

ASBESTOS INSPECTION DATA SHEET

Client: CT Consultants		199-209 North St. Clair Street, Painesville, Ohio		Building: Former Apartment Structure					
Project: Pre-Demolition Asbestos Survey		Functional Space: Apartment 201 Upper							
LOCATION	Group	ID #	MATERIAL DESCRIPTION	Quantity	Material Type Cond	FRIABLE	RESULT	NOTES	
Apartment 201 Upper	L	23	Loose Fill Insulation				0		
	T	40	Drywall System w/ Stippling				0		
	T	41	Drywall System w/ Stippling				0		
	U	42	Drywall System				0		
	U	43	Drywall System				0		
	V	44	12"x12" Floor Tile & mastic; Star Pattern				0		
	V	45	12"x12" Floor Tile & mastic; Star Pattern				0		
	W	46	Plaster; Ceiling				0		
	W	47	Plaster; Ceiling				0		
	W	48	Plaster; Ceiling				0		
X	49	Ceramic Tile Adhesive				0			
X	50	Ceramic Tile Adhesive				0			
MATERIALS: TYPE: S - Surfacing T - Thermal M - Miscellaneous NF1 - Non-friable Cat. I NF2 - Non-friable Cat. II N/S = not suspect CONDITION: [if relevant] ND - No Damage D - Damage SD - Significant Damage		QUANTITY = Square Feet unless noted LF = Linear Feet; EA = each NQ = not quantified FRIABLE: Y = Regulated ACM (RACM) by definition N = not RACM by definition NF1/NF2 may be friable due to condition or may become friable during reno/demo RESULT: O - Non-ACM [+] = ACM [no other assessment required] B = Verified by layering/point counting		COMMENTS: ([+]) = one sample confirmed ACM, any remaining samples not required to be analyzed [+] [O], [+] [O] [B] = Sample non-ACM or trace but at least one other sample from Group confirmed ACM; Group considered ACM [+] [FT] = Floor Tile ACM; Mastic non-ACM					
EA GROUP 7118 Industrial Park Blvd. Mentor, OH 44060-5314 (440) 951-3514		EAG Technician(s): Michael J. Kovell		ES 34424		EAG OH45754			
		Survey Date(s): October 31 to November 2, 2023						Page 6 of 19	

ASBESTOS INSPECTION DATA SHEET

Client: CT Consultants		199-209 North St. Clair Street, Painesville, Ohio		Building: Former Apartment Structure				
Project: Pre-Demolition Asbestos Survey		Functional Space: Apartment 201 Upper						
LOCATION	Group	ID #	MATERIAL DESCRIPTION	Quantity	Material Type Cond	FRIABLE	RESULT	NOTES
Apartment 201 Upper	Y	51	Linoleum Flooring; White w/ Lt Brown Square				0	
	Y	52	Linoleum Flooring; White w/ Lt Brown Square				0	
	Z	53	Linoleum Flooring; Beige/Orange	70	M/NF1	N	[+]	
	Z	54	Linoleum Flooring; Beige/Orange		M/NF1	N	[+]	
	AA	55	12"x12" Floor Tile & mastic; Yellow				0	
	AA	56	12"x12" Floor Tile & mastic; Yellow				0	
	AB	57	Flooring; Pink				0	
	AB	58	Flooring; Pink				0	
MATERIALS: TYPE: S - Surfacing T - Thermal M - Miscellaneous NF1 - Non-friable Cat. I NF2 - Non-friable Cat. II N/S = not suspect CONDITION: [if relevant] ND - No Damage D - Damage SD - Significant Damage			QUANTITY = Square Feet unless noted LF = Linear Feet; EA = each NQ = not quantified FRIABLE: Y = Regulated ACM (RACM) by definition N = not RACM by definition NF1/NF2 may be friable due to condition or may become friable during reno/demo RESULT: 0 - Non-ACM [+] = ACM [no other assessment required] B = Verified by layering/point counting					
EA GROUP 7118 Industrial Park Blvd. Mentor, OH 44060-5314 (440) 951-3514			COMMENTS: ([+]) = one sample confirmed ACM, any remaining samples not required to be analyzed [+] [0], [+] [0, B] = Sample non-ACM or trace but at least one other sample from Group confirmed ACM; Group considered ACM [+] [FT] = Floor Tile ACM; Mastic non-ACM					
			EAG Technician(s): Michael J. Kovell		ES 34424		EAG OH45754	
			Survey Date(s): October 31 to November 2, 2023					

ASBESTOS INSPECTION DATA SHEET

Client: CT Consultants		199-209 North St. Clair Street, Painesville, Ohio		Building: Former Apartment Structure					
Project: Pre-DEMOLITION Asbestos Survey		Functional Space: Apartment 203 Upper							
LOCATION	Group	ID #	MATERIAL DESCRIPTION	Quantity	Material Type Cond	FRIABLE	RESULT	NOTES	
Apartment 203 Upper	L	---	Loose Fill Insulation				0		
	AC	59	Plaster; Ceiling w/ Swirl				0		
	AC	60	Plaster; Ceiling w/ Swirl				0		
	AC	61	Plaster; Ceiling w/ Swirl				0		
	AD	62	Plaster; Wall				0		
	AD	63	Plaster; Wall				0		
	AD	64	Plaster; Wall				0		
	AE	65	Linoleum Flooring; Beige w/ Pink & Blue				0		
	AE	66	Linoleum Flooring; Beige w/ Pink & Blue				0		
	AF	67	Sink Bottom Coating; Black				0		
	AF	68	Sink Bottom Coating; Black				0		
			<p>MATERIALS:</p> <p>TYPE: S - Surfacing T - Thermal M - Miscellaneous NF1 - Non-friable Cat. I NF2 - Non-friable Cat. II N/S = not suspect CONDITION: [if relevant] ND - No Damage D - Damage SD - Significant Damage</p> <p>EA GROUP 7118 Industrial Park Blvd. Mentor, OH 44060-5314 (440) 951-3514</p>						
			<p>QUANTITY = Square Feet unless noted LF = Linear Feet; EA = each NQ = not quantified FRIABLE: Y = Regulated ACM (RACM) by definition N = not RACM by definition NF1/NF2 may be friable due to condition or may become friable during reno/demo RESULT: O - Non-ACM [+] = ACM [no other assessment required] B = Verified by layering/point counting</p> <p>COMMENTS: ([+]) = one sample confirmed ACM, any remaining samples not required to be analyzed [+][O], [+][O,B] = Sample non-ACM or trace but at least one other sample from Group confirmed ACM; Group considered ACM [+][FT] = Floor Tile ACM; Mastic non-ACM</p>						
			EAG Technician(s): Michael J. Kovell		ES 34424		EAG OH45754		
		Survey Date(s): October 31 to November 2, 2023							

ASBESTOS INSPECTION DATA SHEET

Client: CT Consultants		199-209 North St. Clair Street, Painesville, Ohio		Building: Former Apartment Structure				
Project: Pre-Demolition Asbestos Survey		Functional Space: Apartment 203 Upper						
LOCATION	Group	ID #	MATERIAL DESCRIPTION	Quantity	Material Type Cond	FRIABLE	RESULT	NOTES
Apartment 203 Upper	AG	OH45754 69	Plaster; Ceiling w/ Stippling				0	
	AG	70	Plaster; Ceiling w/ Stippling				0	
	AG	71	Plaster; Ceiling w/ Stippling				0	
	AH	72	Linoleum Flooring; Gray / Blue Octagon				0	
	AH	73	Linoleum Flooring; Gray / Blue Octagon				0	
	AI	74	Linoleum Flooring; Pink/Beige/Green				0	
	AI	75	Linoleum Flooring; Pink/Beige/Green				0	
	AJ	76	Linoleum Flooring; Brown Wood Pattern				0	
	AJ	77	Linoleum Flooring; Brown Wood Pattern				0	
	AK	78	Linoleum Flooring; Off-White w/ Lt Brown Squares				0	
AK	79	Linoleum Flooring; Off-White w/ Lt Brown Squares				0		
MATERIALS: TYPE: S - Surfacing T - Thermal M - Miscellaneous NF1 - Non-friable Cat. I NF2 - Non-friable Cat. II N/S = not suspect CONDITION: [if relevant] ND - No Damage D - Damage SD - Significant Damage		QUANTITY = Square Feet unless noted LF = Linear Feet; EA = each NQ = not quantified FRIABLE: Y = Regulated ACM (RACM) by definition N = not RACM by definition NF1/NF2 may be friable due to condition or may become friable during reno/demo RESULT: O - Non-ACM [+] = ACM [no other assessment required] B = Verified by layering/point counting		COMMENTS: ([+]) = one sample confirmed ACM, any remaining samples not required to be analyzed [+][O], [+][O,B] = Sample non-ACM or trace but at least one other sample from Group confirmed ACM; Group considered ACM [+][FT] = Floor Tile ACM; Mastic non-ACM				
EA GROUP 7118 Industrial Park Blvd. Mentor, OH 44060-5314 (440) 951-3514		EAG Technician(s): Michael J. Kovell		ES 34424		EAG OH45754		
		Survey Date(s): October 31 to November 2, 2023						Page 9 of 19

ASBESTOS INSPECTION DATA SHEET

Client: CT Consultants

199-209 North St. Clair Street, Painesville, Ohio

Building: Former Apartment Structure

Project: Pre-Demolition Asbestos Survey

Functional Space: Apartment 203 Upper

LOCATION	Group	ID #	MATERIAL DESCRIPTION	Quantity	Material		FRIABLE	RESULT	NOTES
					Type	Cond			
Apartment 203 Upper	AL	80	12"x12" Floor Tile; Gray Stone Pattern					0	
	AL	81	12"x12" Floor Tile; Gray Stone Pattern					0	
	AM	82	Drywall System					0	
	AM	83	Drywall System					0	

<p>MATERIALS:</p> <p>TYPE:</p> <p>S - Surfacing</p> <p>T - Thermal</p> <p>M - Miscellaneous</p> <p>NF1 - Non-friable Cat. I</p> <p>NF2 - Non-friable Cat. II</p> <p>N/S = not suspect</p> <p>CONDITION: [if relevant]</p> <p>ND - No Damage</p> <p>D - Damage</p> <p>SD - Significant Damage</p> <p>EA GROUP</p> <p>7118 Industrial Park Blvd. Mentor, OH 44060-5314 (440) 951-3514</p>	<p>QUANTITY = Square Feet unless noted</p> <p>LF = Linear Feet; EA = each</p> <p>NQ = not quantified</p> <p>FRIABLE:</p> <p>Y = Regulated ACM (RACM) by definition</p> <p>N = not RACM by definition</p> <p>NF1/NF2 may be friable due to condition or may become friable during reno/demo</p> <p>RESULT:</p> <p>O - Non-ACM</p> <p>[+] = ACM [no other assessment required]</p> <p>B = Verified by layering/point counting</p>	<p>COMMENTS:</p> <p>[+] = one sample confirmed ACM, any remaining samples not required to be analyzed</p> <p>[+][O], [+][O,B] = Sample non-ACM or trace but at least one other sample from Group confirmed ACM; Group considered ACM</p> <p>[+][FT] = Floor Tile ACM; Mastic non-ACM</p>
<p>EAG Technician(s): Michael J. Kovell</p> <p>ES 34424</p> <p>EAG OH45754</p>		
<p>Survey Date(s): October 31 to November 2, 2023</p> <p style="text-align: right;">Page 10 of 19</p>		

ASBESTOS INSPECTION DATA SHEET

Client: CT Consultants		199-209 North St. Clair Street, Painesville, Ohio		Building: Former Apartment Structure					
Project: Pre-Demolition Asbestos Survey		Functional Space: Apartment 207 Lower							
LOCATION	Group	ID #	MATERIAL DESCRIPTION	Quantity	Material		RESULT	NOTES	
Apartment 207 Lower	L	---	Loose Fill Insulation		Type	Cond	0		
	AN	84	Drywall System w/ Stippling				0		
	AN	85	Drywall System w/ Stippling				0		
	AO	86	Drywall System				0		
	AO	87	Drywall System				0		
	AP	88	Sink Bottom Coating; Pink	10 [1 EA]	M/NF2		[+],B		
	AP	89	Sink Bottom Coating; Pink		M/NF2		[+]		
	AQ	90	Linoleum Flooring; Off-White				0		
	AQ	91	Linoleum Flooring; Off-White				0		
	AR	92	Linoleum Flooring; Multi-Color				0		
	AR	93	Linoleum Flooring; Multi-Color				0		
	MATERIALS: TYPE: S - Surfacing T - Thermal M - Miscellaneous NF1 - Non-friable Cat. I NF2 - Non-friable Cat. II N/S = not suspect CONDITION: [if relevant] ND - No Damage D - Damage SD - Significant Damage		QUANTITY = Square Feet unless noted LF = Linear Feet; EA = each NQ = not quantified FRIABLE: Y = Regulated ACM (RACM) by definition N = not RACM by definition NF1/NF2 may be friable due to condition or may become friable during reno/demo RESULT: O - Non-ACM [+] = ACM [no other assessment required] B = Verified by layering/point counting		COMMENTS: ([+]) = one sample confirmed ACM, any remaining samples not required to be analyzed [+] [O], [+] [O,B] = Sample non-ACM or trace but at least one other sample from Group confirmed ACM; Group considered ACM [+] [FT] = Floor Tile ACM; Mastic non-ACM				
EA GROUP 7118 Industrial Park Blvd. Mentor, OH 44060-5314 (440) 951-3514		EAG Technician(s): Michael J. Kovell		ES 34424		EAG OH45754			
		Survey Date(s): October 31 to November 2, 2023				Page 11 of 19			

ASBESTOS INSPECTION DATA SHEET

Client: CT Consultants		199-209 North St. Clair Street, Painesville, Ohio		Building: Former Apartment Structure				
Project: Pre-Demolition Asbestos Survey		Functional Space: Apartment 207 Lower						
LOCATION	Group	ID #	MATERIAL DESCRIPTION	Quantity	FRIABLE		NOTES	
Apartment 207 Lower	AS	OH45754-94	Linoleum Flooring; Wood Pattern		Type	Cond	0	
	AS	95	Linoleum Flooring; Wood Pattern				0	
	AT	96	Flooring Mastic, residual				0	
	AT	97	Flooring Mastic, residual				0	
	CA	160	Plaster; Wall				0	
	CA	161	Plaster; Wall				0	
	CA	162	Plaster; Wall				0	
	CB	163	Plaster; Ceiling				0	
	CB	164	Plaster; Ceiling				0	
	CB	165	Plaster; Ceiling				0	
	CC	166	16"x16" Ceiling Tile Spline				0	
	CC	167	16"x16" Ceiling Tile Spline				0	
	MATERIALS: TYPE: S - Surfacing T - Thermal M - Miscellaneous NF1 - Non-friable Cat. I NF2 - Non-friable Cat. II N/S = not suspect CONDITION: [if relevant] ND - No Damage D - Damage SD - Significant Damage		QUANTITY = Square Feet unless noted LF = Linear Feet; EA = each NQ = not quantified FRIABLE: Y = Regulated ACM (RACM) by definition N = not RACM by definition NF1/NF2 may be friable due to condition or may become friable during reno/demo RESULT: O - Non-ACM [+] = ACM [no other assessment required] B = Verified by layering/point counting					
	EA GROUP 7118 Industrial Park Blvd. Mentor, OH 44060-5314 (440) 951-3514		EAG Technician(s): Michael J. Kovell ES 34424		COMMENTS: ([+]) = one sample confirmed ACM, any remaining samples not required to be analyzed ([+][O], [+][O,B]) = Sample non-ACM or trace but at least one other sample from Group confirmed ACM; Group considered ACM ([+][FT]) = Floor Tile ACM; Mastic non-ACM			
			Survey Date(s): October 31 to November 2, 2023		Page 12 of 19			

ASBESTOS INSPECTION DATA SHEET

Client: CT Consultants

199-209 North St. Clair Street, Painesville, Ohio

Building: Former Apartment Structure

Project: Pre-Demolition Asbestos Survey

Functional Space: Apartment 203 Lower

LOCATION	Group	ID #	MATERIAL DESCRIPTION	Quantity	Material		RESULT	NOTES
					Type	Cond		
Apartment 203 Lower	AU	98	Drywall System				0	
	AU	99	Drywall System				0	
	AV	100	Drywall System w/ Stippling				0	
	AV	101	Drywall System w/ Stippling				0	
	AW	102	Linoleum Flooring; White w/ Blue/Green Squares				0	
	AW	103	Linoleum Flooring; White w/ Blue/Green Squares				0	
	AX	104	Linoleum Flooring; Off-White w/ Gray Speck Square Pattern				0	
	AX	105	Linoleum Flooring; Off-White w/ Gray Speck Square Pattern				0	
	AY	106	Linoleum Flooring; Off-White (Bathroom)				0	
	AY	107	Linoleum Flooring; Off-White (Bathroom)				0	
	AZ	108	Drywall System w/ Circle Pattern				0	
AZ	109	Drywall System w/ Circle Pattern				0		

MATERIALS:
TYPE:
 S - Surfacing
 T - Thermal
 M - Miscellaneous
 NF1 - Non-friable Cat. I
 NF2 - Non-friable Cat. II
 N/S = not suspect
CONDITION: [if relevant]
 ND - No Damage
 D - Damage
 SD - Significant Damage

EA GROUP
 7118 Industrial Park Blvd.
 Mentor, OH 44060-5314
 (440) 951-3514

QUANTITY = Square Feet unless noted
 LF = Linear Feet; EA = each
 NQ = not quantified
FRIABLE:
 Y = Regulated ACM (RACM) by definition
 N = not RACM by definition
 NF1/NF2 may be friable due to condition or may become friable during reno/demo
RESULT:
 O - Non-ACM
 [+] = ACM [no other assessment required]
 B = Verified by layering/point counting

COMMENTS:
 ([+]) = one sample confirmed ACM, any remaining samples not required to be analyzed
 [+][O], [+][0,B] = Sample non-ACM or trace but at least one other sample from Group confirmed ACM; Group considered ACM
 [+][FT] = Floor Tile ACM; Mastic non-ACM

EAG Technician(s): Michael J. Kovell
 ES 34424
 EAG OH45754

Survey Date(s): October 31 to November 2, 2023
 Page 13 of 19

ASBESTOS INSPECTION DATA SHEET

Client: CT Consultants		199-209 North St. Clair Street, Painesville, Ohio		Building: Former Apartment Structure				
Project: Pre-Demolition Asbestos Survey		Functional Space: Apartment 203 Lower						
LOCATION	Group	ID #	MATERIAL DESCRIPTION	Quantity	Material Type Cond	FRIABLE	RESULT	NOTES
Apartment 203 Lower	BA	110	Flooring; Gray Wood Pattern				0	
	BA	111	Flooring; Gray Wood Pattern				0	
	BB	112	Flooring; Multi-Layer System				0	
	BB	113	Flooring; Multi-Layer System				0	
	BC	114	Flooring; Brown w/ Felt				0	
	BC	115	Flooring; Brown w/ Felt				0	
			<p>MATERIALS:</p> <p>TYPE:</p> <p>S - Surfacing</p> <p>T - Thermal</p> <p>M - Miscellaneous</p> <p>NF1 - Non-friable Cat. I</p> <p>NF2 - Non-friable Cat. II</p> <p>N/S = not suspect</p> <p>CONDITION: [if relevant]</p> <p>ND - No Damage</p> <p>D - Damage</p> <p>SD - Significant Damage</p>					
			<p>QUANTITY = Square Feet unless noted</p> <p>LF = Linear Feet; EA = each</p> <p>NQ = not quantified</p> <p>FRIABLE:</p> <p>Y = Regulated ACM (RACM) by definition</p> <p>N = not RACM by definition</p> <p>NF1/NF2 may be friable due to condition or may become friable during reno/demo</p> <p>RESULT:</p> <p>O - Non-ACM</p> <p>[+] = ACM [no other assessment required]</p> <p>B = Verified by layering/point counting</p>					
			<p>COMMENTS:</p> <p>([+]) = one sample confirmed ACM, any remaining samples not required to be analyzed</p> <p>[+][O], [+][0,B] = Sample non-ACM or trace but at least one other sample from Group confirmed ACM; Group considered ACM</p> <p>[+][FT] = Floor Tile ACM; Mastic non-ACM</p>					
<p>EA GROUP</p> <p>7118 Industrial Park Blvd.</p> <p>Mentor, OH 44060-5314</p> <p>(440) 951-3514</p>			<p>EAG Technician(s): Michael J. Kovell</p> <p>ES 34424</p>			<p>EAG OH45754</p>		
			<p>Survey Date(s): October 31 to November 2, 2023</p>					
			<p>Page 14 of 19</p>					

ASBESTOS INSPECTION DATA SHEET

Client: CT Consultants

199-209 North St. Clair Street, Painesville, Ohio

Building: Former Apartment Structure

Project: Pre-Demolition Asbestos Survey

Functional Space: Apartment 205 Lower

LOCATION	Group	ID #	MATERIAL DESCRIPTION	Quantity	Material		RESULT	NOTES
					Type	Cond		
Apartment 205 Lower	BD	116	Drywall System				0	
	BD	117	Drywall System				0	
	BE	118	Drywall System w/ Stippling				0	
	BE	119	Drywall System w/ Stippling				0	
	BF	120	Plaster; Ceiling				0	
	BF	121	Plaster; Ceiling				0	
	BF	122	Plaster; Ceiling				0	
	BG	123	Plaster; Wall				0	
	BG	124	Plaster; Wall				0	
	BG	125	Plaster; Wall				0	
	BH	126	Flooring; Gray Wood Pattern				0	
	BH	127	Flooring; Gray Wood Pattern				0	

<p>MATERIALS:</p> <p>TYPE:</p> <p>S - Surfacing</p> <p>T - Thermal</p> <p>M - Miscellaneous</p> <p>NF1 - Non-friable Cat. I</p> <p>NF2 - Non-friable Cat. II</p> <p>N/S = not suspect</p> <p>CONDITION: [if relevant]</p> <p>ND - No Damage</p> <p>D - Damage</p> <p>SD - Significant Damage</p> <p>EA GROUP</p> <p>7118 Industrial Park Blvd. Mentor, OH 44060-5314 (440) 951-3514</p>	<p>QUANTITY = Square Feet unless noted</p> <p>LF = Linear Feet; EA = each</p> <p>NQ = not quantified</p> <p>FRIABLE:</p> <p>Y = Regulated ACM (RACM) by definition</p> <p>N = not RACM by definition</p> <p>NF1/NF2 may be friable due to condition or may become friable during reno/demo</p> <p>RESULT:</p> <p>O - Non-ACM</p> <p>[+] = ACM [no other assessment required]</p> <p>B = Verified by layering/point counting</p>	<p>COMMENTS:</p> <p>([+]) = one sample confirmed ACM, any remaining samples not required to be analyzed</p> <p>[+][O], [+][O,B] = Sample non-ACM or trace but at least one other sample from Group confirmed ACM; Group considered ACM</p> <p>[+][FT] = Floor Tile ACM; Mastic non-ACM</p>
<p>EAG Technician(s): Michael J. Kovell</p> <p>ES 34424</p>		
<p>Survey Date(s): October 31 to November 2, 2023</p>		
		<p>EAG OH45754</p>
		<p>Page 15 of 19</p>

ASBESTOS INSPECTION DATA SHEET

Client: CT Consultants		199-209 North St. Clair Street, Painesville, Ohio		Building: Former Apartment Structure					
Project: Pre-Demolition Asbestos Survey		Functional Space: Apartments 205 and 209 Lower							
LOCATION	Group	ID #	MATERIAL DESCRIPTION	Quantity	Material Type Cond	FRIABLE	RESULT	NOTES	
Apartment 205 Lower	BI	128	12"x12" Floor Tile; Brown				0		
	BI	129	12"x12" Floor Tile; Brown				0		
Apartment 209 Lower	BJ	130	Drywall System				0		
	BJ	131	Drywall System				0		
	BK	132	Drywall System w/ Stippling				0		
	BK	133	Drywall System w/ Stippling				0		
	BL	134	12"x12" Floor Tile; Brick Pattern				0		
	BL	135	12"x12" Floor Tile; Brick Pattern				0		
	BM	136	Sink Bottom Coating; Beige				0		
	BM	137	Sink Bottom Coating; Beige				0		
	BN	138	12"x12" Floor Tile; Stone & Brick Pattern				0		
	BN	139	12"x12" Floor Tile; Stone & Brick Pattern				0		
	MATERIALS: TYPE: S - Surfacing T - Thermal M - Miscellaneous NF1 - Non-friable Cat. I NF2 - Non-friable Cat. II N/S = not suspect CONDITION: [if relevant] ND - No Damage D - Damage SD - Significant Damage		QUANTITY = Square Feet unless noted LF = Linear Feet; EA = each NQ = not quantified FRIABLE: Y = Regulated ACM (RACM) by definition N = not RACM by definition NF1/NF2 may be friable due to condition or may become friable during reno/demo RESULT: O - Non-ACM [+] = ACM [no other assessment required] B = Verified by layering/point counting		COMMENTS: ([+]) = one sample confirmed ACM, any remaining samples not required to be analyzed [+] [O], [+] [O, B] = Sample non-ACM or trace but at least one other sample from Group confirmed ACM; Group considered ACM [+] [FT] = Floor Tile ACM; Mastic non-ACM				
EA GROUP 7118 Industrial Park Blvd. Mentor, OH 44060-5314 (440) 951-3514		EAG Technician(s): Michael J. Kovell		ES 34424		EAG OH45754			
		Survey Date(s): October 31 to November 2, 2023						Page 16 of 19	

ASBESTOS INSPECTION DATA SHEET

Client: CT Consultants		199-209 North St. Clair Street, Painesville, Ohio		Building: Former Apartment Structure				
Project: Pre-Demolition Asbestos Survey		Functional Space: Apartment 209 Lower						
LOCATION	Group	ID #	MATERIAL DESCRIPTION	Quantity	Material Type Cond	FRIABLE	RESULT	NOTES
Apartment 209 Lower	BO	140	Flooring Felt				0	
	BO	141	Flooring Felt				0	
	BH	---	Flooring; Gray Wood Pattern				0	
	CD	168	Window Glazing; 209 Front Door				0	
	CD	169	Window Glazing; 209 Front Door				0	
	CE	170	Window Glazing; 209 Back Door				0	
	CE	171	Window Glazing; 209 Back Door				0	
			<p>MATERIALS:</p> <p>TYPE:</p> <p>S - Surfacing</p> <p>T - Thermal</p> <p>M - Miscellaneous</p> <p>NF1 - Non-friable Cat. I</p> <p>NF2 - Non-friable Cat. II</p> <p>N/S = not suspect</p> <p>CONDITION: [if relevant]</p> <p>ND - No Damage</p> <p>D - Damage</p> <p>SD - Significant Damage</p>					
			<p>QUANTITY = Square Feet unless noted</p> <p>LF = Linear Feet; EA = each</p> <p>NQ = not quantified</p> <p>FRIABLE:</p> <p>Y = Regulated ACM (RACM) by definition</p> <p>N = not RACM by definition</p> <p>NF1/NF2 may be friable due to condition or may become friable during reno/demo</p> <p>RESULT:</p> <p>O - Non-ACM</p> <p>[+] = ACM [no other assessment required]</p> <p>B = Verified by layering/point counting</p>					
			<p>COMMENTS:</p> <p>[+] = one sample confirmed ACM, any remaining samples not required to be analyzed</p> <p>[+][O], [+][O,B] = Sample non-ACM or trace but at least one other sample from Group confirmed ACM; Group considered ACM</p> <p>[+][FT] = Floor Tile ACM; Mastic non-ACM</p>					
<p>EA GROUP</p> <p>7118 Industrial Park Blvd.</p> <p>Mentor, OH 44060-5314</p> <p>(440) 951-3514</p>			<p>EAG Technician(s): Michael J. Kovell</p> <p>ES 34424</p>			<p>EAG OH45754</p>		
			<p>Survey Date(s): October 31 to November 2, 2023</p>					

ASBESTOS INSPECTION DATA SHEET

Client: CT Consultants		199-209 North St. Clair Street, Painesville, Ohio		Building: Former Apartment Structure				
Project: Pre-DEMOLITION Asbestos Survey		Functional Space: Basement and Exterior						
LOCATION	Group	ID #	MATERIAL DESCRIPTION	Quantity	Material Type Cond	FRIABLE	RESULT	NOTES
Basement	BP	142	Duct Wrap	10	M/NF2	N	[+]	
	BP	143	Duct Wrap		M/NF2	N	([+])	
Exterior	BQ	144	Window Glazing				0	
	BQ	145	Window Glazing				0	
	BR	146	Door Caulking; 209				0	
	BR	147	Door Caulking; 209				0	
	BS	148	Door Caulking; 207				0	
	BS	149	Door Caulking; 207				0	
	BT	150	Door Caulking; 205				0	
	BT	151	Door Caulking; 205				0	
	BU	152	Door Caulking; 199/201 Front				0	
	BU	153	Door Caulking; 199/201 Front				0	
MATERIALS: TYPE: S - Surfacing T - Thermal M - Miscellaneous NF1 - Non-friable Cat. I NF2 - Non-friable Cat. II N/S = not suspect CONDITION: [if relevant] ND - No Damage D - Damage SD - Significant Damage		QUANTITY = Square Feet unless noted LF = Linear Feet; EA = each NQ = not quantified FRIABLE: Y = Regulated ACM (RACM) by definition N = not RACM by definition NF1/NF2 may be friable due to condition or may become friable during reno/demo RESULT: 0 - Non-ACM [+] = ACM [no other assessment required] B = Verified by layering/point counting		COMMENTS: ([+]) = one sample confirmed ACM, any remaining samples not required to be analyzed ([+][0], [+][0,B]) = Sample non-ACM or trace but at least one other sample from Group confirmed ACM; Group considered ACM ([+][FT]) = Floor Tile ACM; Mastic non-ACM				
EA GROUP 7118 Industrial Park Blvd. Mentor, OH 44060-5314 (440) 951-3514		EAG Technician(s): Michael J. Kovell ES 34424		EAG OH45754				
		Survey Date(s): October 31 to November 2, 2023		Page 18 of 19				

ASBESTOS INSPECTION DATA SHEET

Client: CT Consultants

199-209 North St. Clair Street, Painesville, Ohio

Building: Former Apartment Structure

Project: Pre-Demolition Asbestos Survey

Functional Space: Exterior

LOCATION	Group	ID #	MATERIAL DESCRIPTION	Quantity	Material		FRIABLE	RESULT	NOTES
					Type	Cond			
Exterior	BV	154	Window Caulking; Addition					0	
	BV	155	Window Caulking; Addition					0	
	BW	156	Window Caulking; Original Structure					0	
	BW	157	Window Caulking; Original Structure					0	
	BX	158	Door Caulking; 199/201 Upper					0	
	BX	159	Door Caulking; 199/201 Upper					0	
	BY	Assumed	Roofing Shingles	4,800	M/NF1		N	[+]	
	BZ	Assumed	Roof Flashing	300	M/NF1		N	[+]	
	CF	Assumed	Foundation Waterproofing	2,960	M/NF2		N	[+]	

MATERIALS:
TYPE:
 S - Surfacing
 T - Thermal
 M - Miscellaneous
 NF1 - Non-friable Cat. I
 NF2 - Non-friable Cat. II
 N/S = not suspect
CONDITION: [if relevant]
 ND - No Damage
 D - Damage
 SD - Significant Damage

QUANTITY = Square Feet unless noted
 LF = Linear Feet; EA = each
 NQ = not quantified
FRIABLE:
 Y = Regulated ACM (RACM) by definition
 N = not RACM by definition
 NF1/NF2 may be friable due to condition or may become friable during reno/demo
RESULT:
 O - Non-ACM
 [+] = ACM [no other assessment required]
 B = Verified by layering/point counting

COMMENTS:
 ([+]) = one sample confirmed ACM, any remaining samples not required to be analyzed
 [+][O], [+][D,B] = Sample non-ACM or trace but at least one other sample from Group confirmed ACM; Group considered ACM
 [+][FT] = Floor Tile ACM; Mastic non-ACM

EA GROUP
 7118 Industrial Park Blvd.
 Mentor, OH 44060-5314
 (440) 951-3514

EAG Technician(s): Michael J. Kovell
 ES 34424
 EAG OH45754

Survey Date(s): October 31 to November 2, 2023

Page 19 of 19



EA GROUP

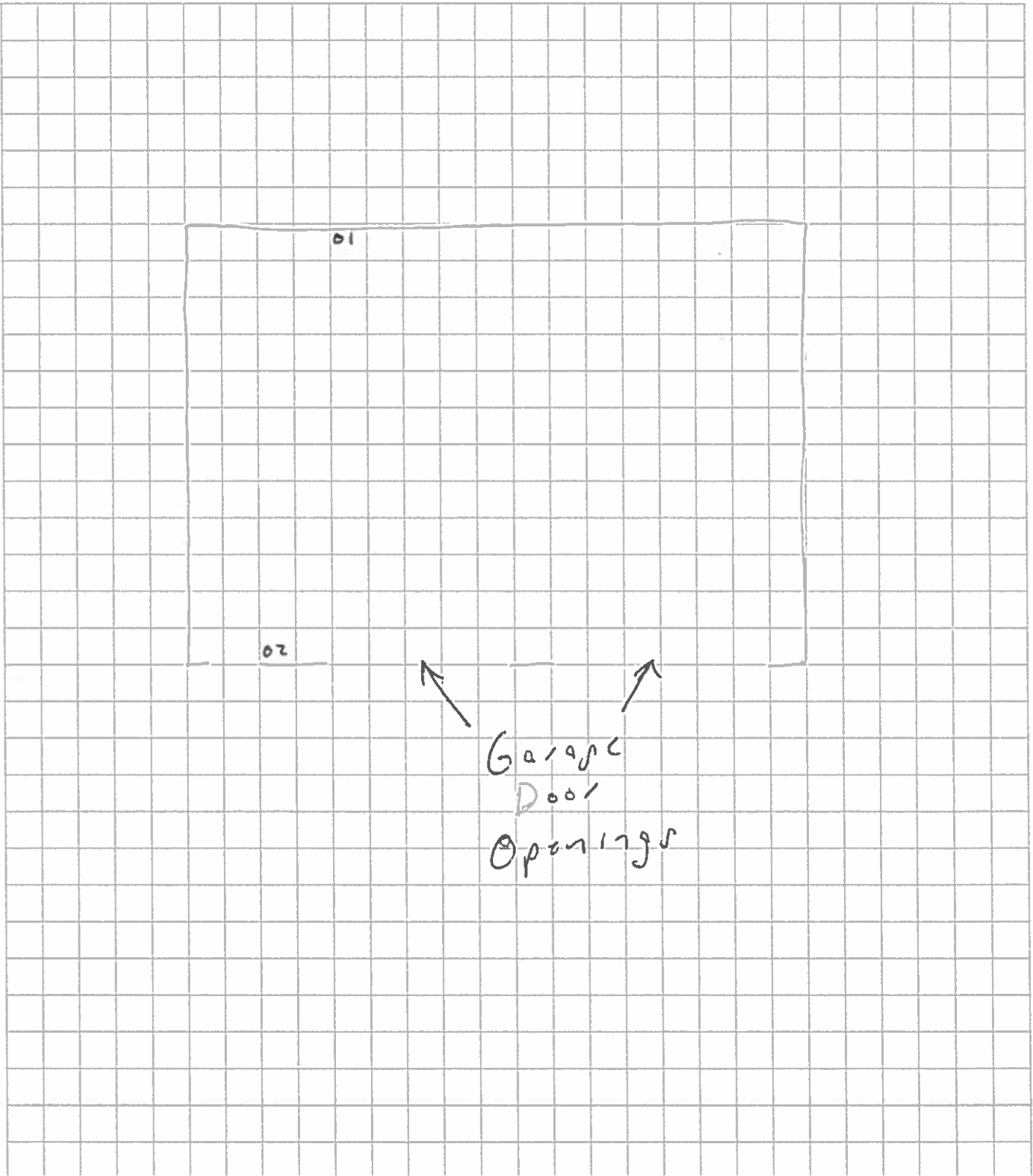
Work Order: 0H45754

Date: 10/30/23

Prepared By: KOUILL

Project: Pre-Demo Survey

Title: Sample Location Diagram - Garage





EA GROUP

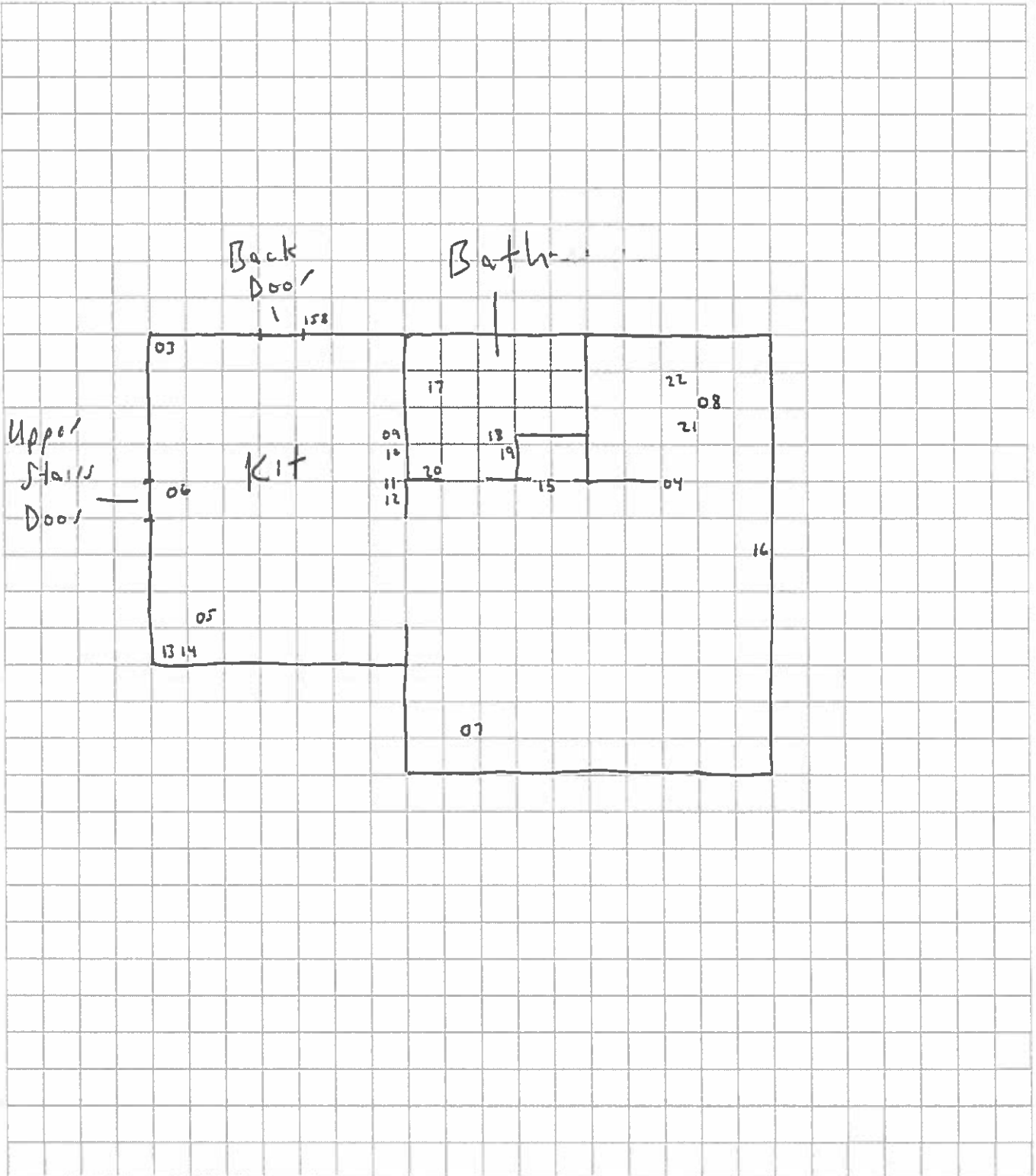
Work Order: 0H45754

Date: 10/31/23

Prepared By: Kevell

Project: Pic-Demo Survey

Title: Sample Location Diagram - 199 Upper





EA GROUP

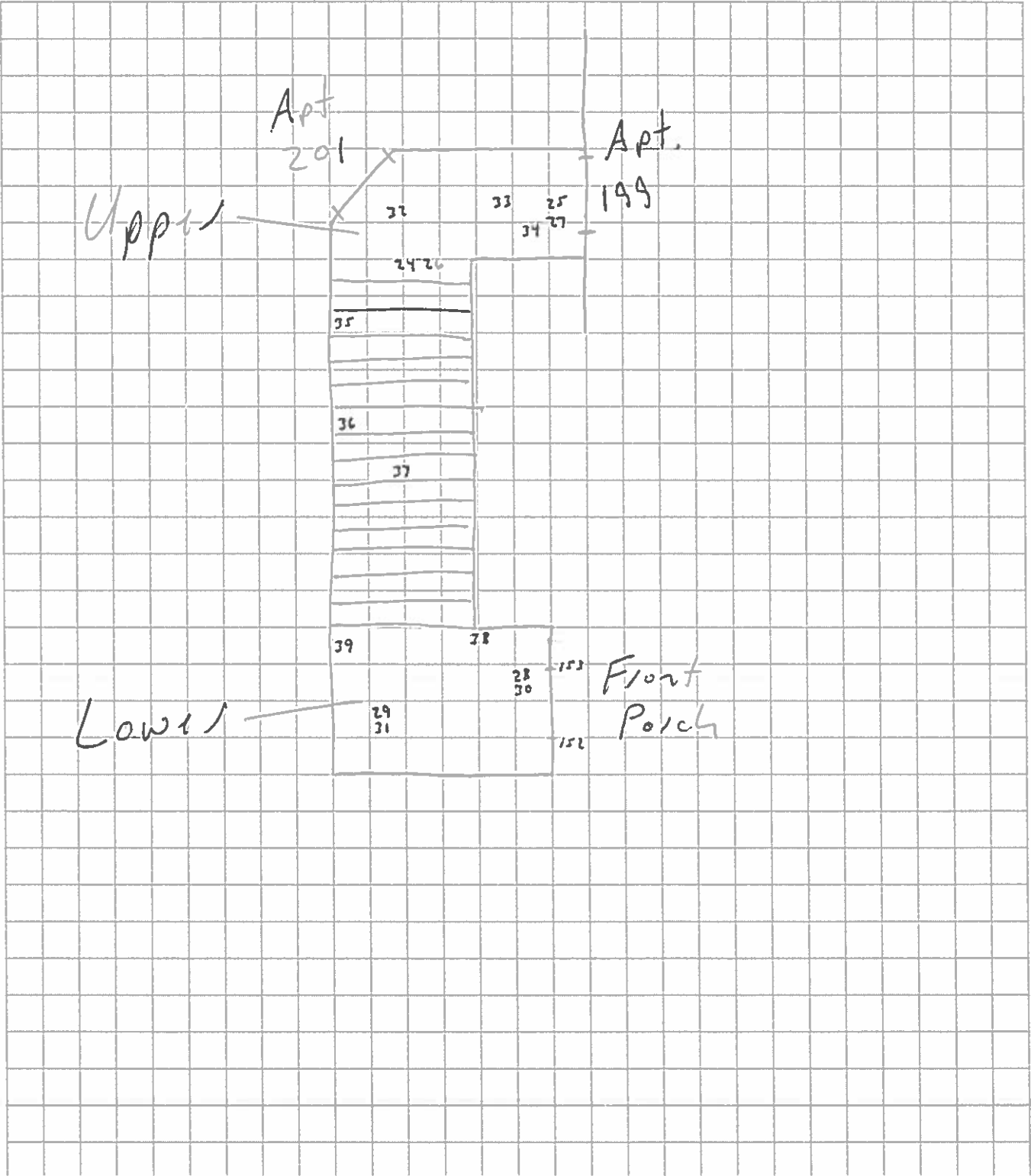
Work Order: 0445754

Date: 10/31/23

Prepared By: K. Vull

Project: Pre-Demo Survey

Title: Sample Location Diagram - Stairs to 199 & 201 Upper





EA GROUP

Work Order:

OH45754

Date:

10/31/23

Prepared By:

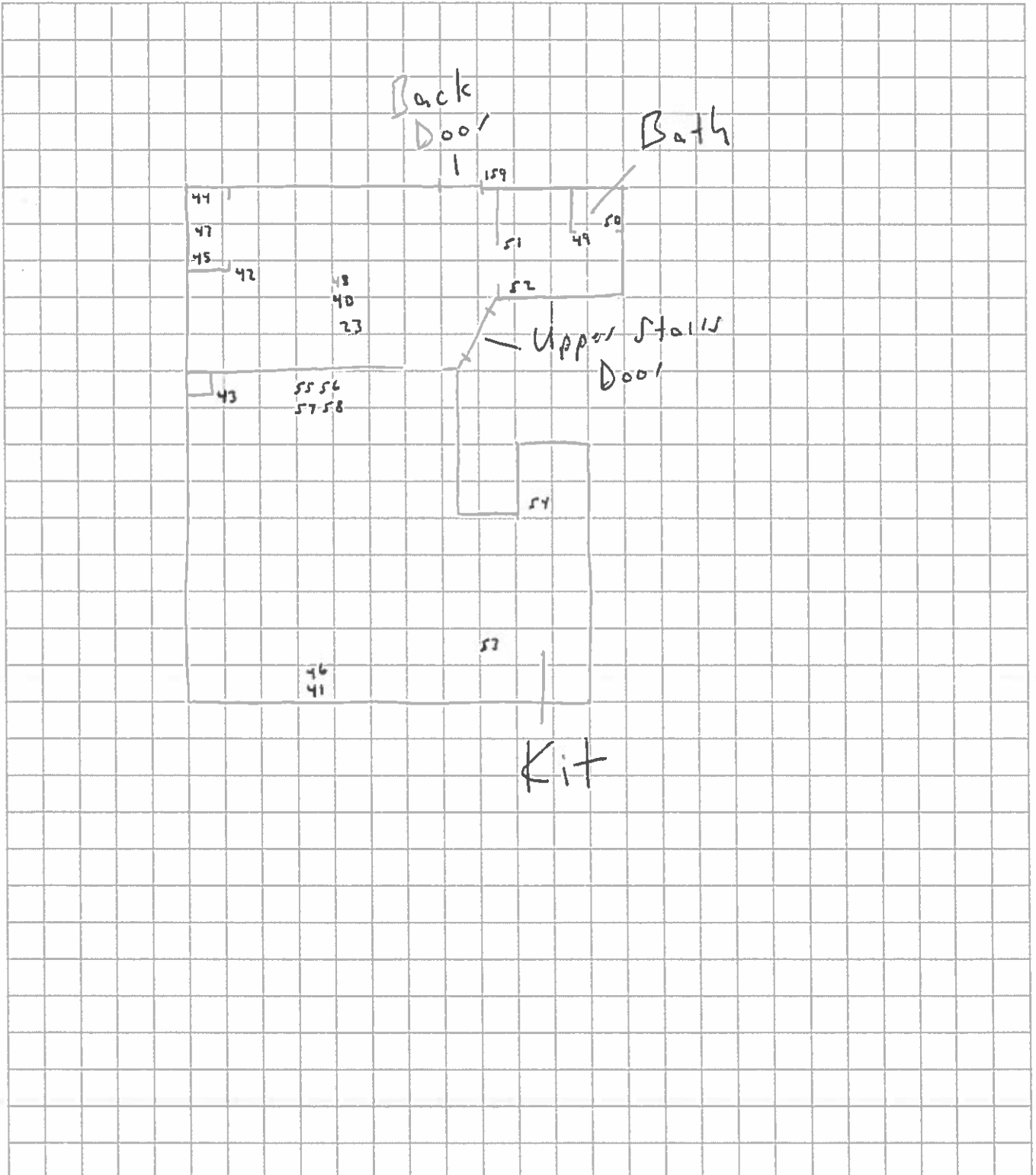
Kovell

Project:

Plc - Demo Survey

Title:

Sample Location Diagram - 201 Upper





EA GROUP

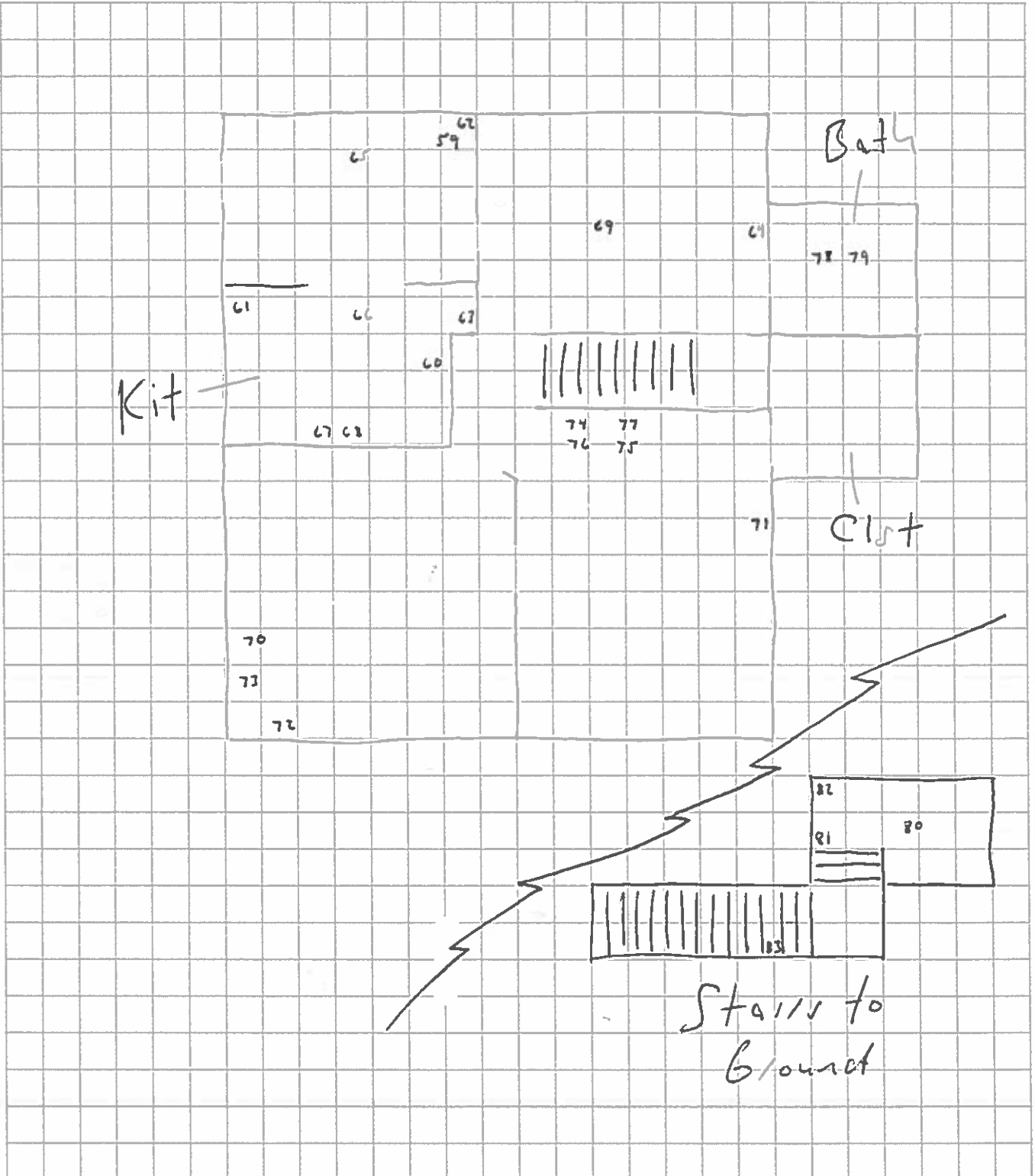
Work Order: *OH45754*

Date: *10/31/23*

Prepared By: *Kovell*

Project: *PIC-Demo Survey*

Title: *Sample Location Diagram - 203 Upper*





EA GROUP

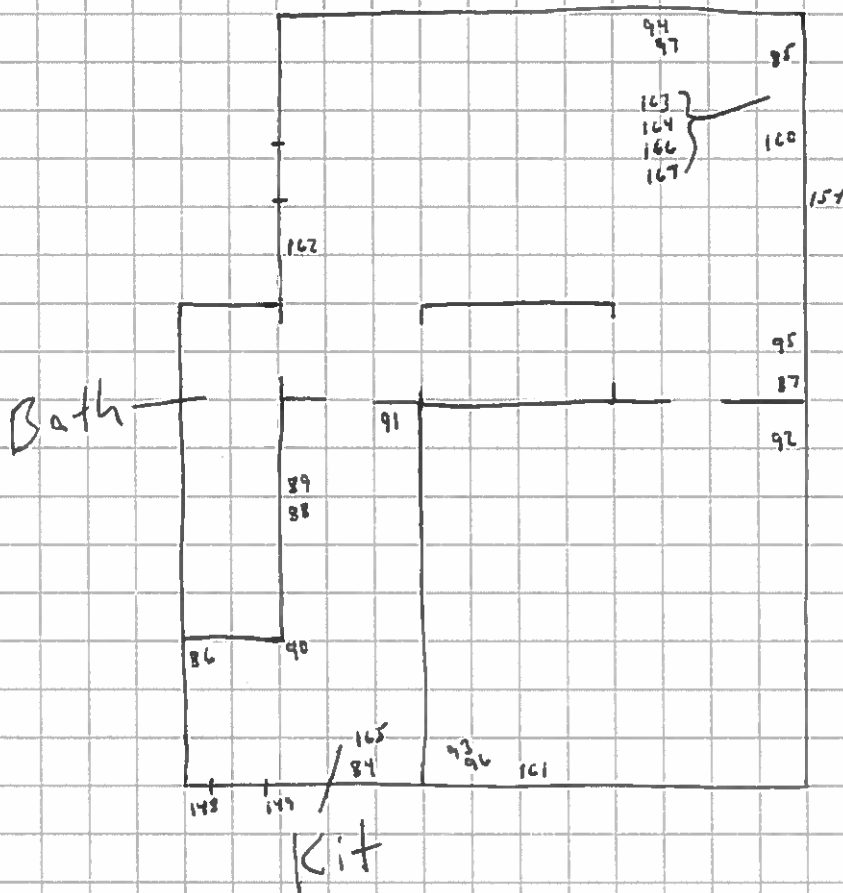
Work Order: 0445754

Date: 10/31/23

Prepared By: Kovell

Project: Pre-Dem. Survey

Title: Sample Location Diagram - 207 Lower





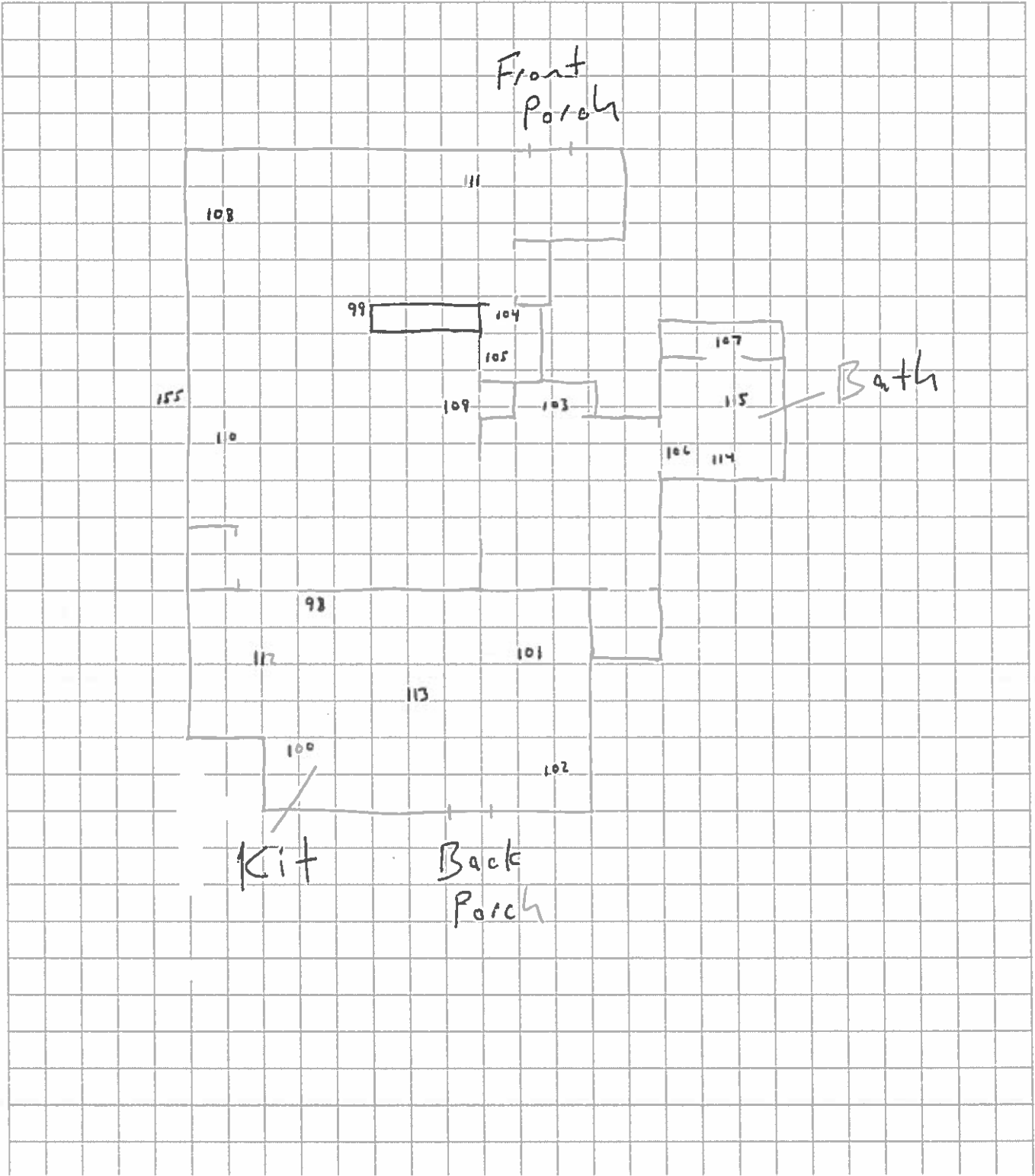
EAGROUP

Work Order: *DH45754*

Date: *11/1/23* Prepared By: *Kovell*

Project: *Pic-Demo Survey*

Title: *Sample Location Diagram - 203 Lower*





EA GROUP

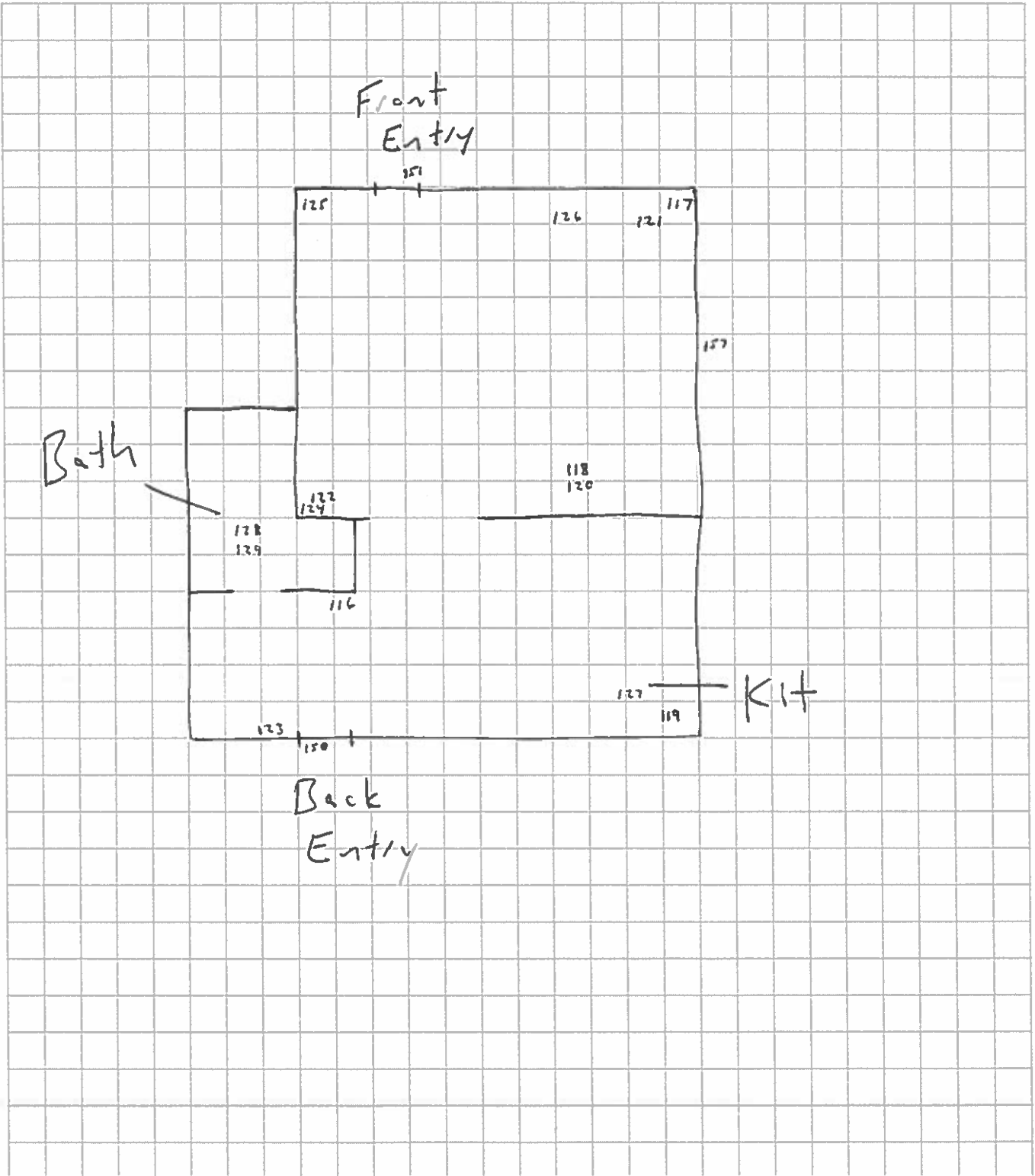
Work Order: OH45754

Date: 11/1/23

Prepared By: Kovell

Project: Piv-Demo Survey

Title: Sample Location Diagram - 205 Lower





EA GROUP

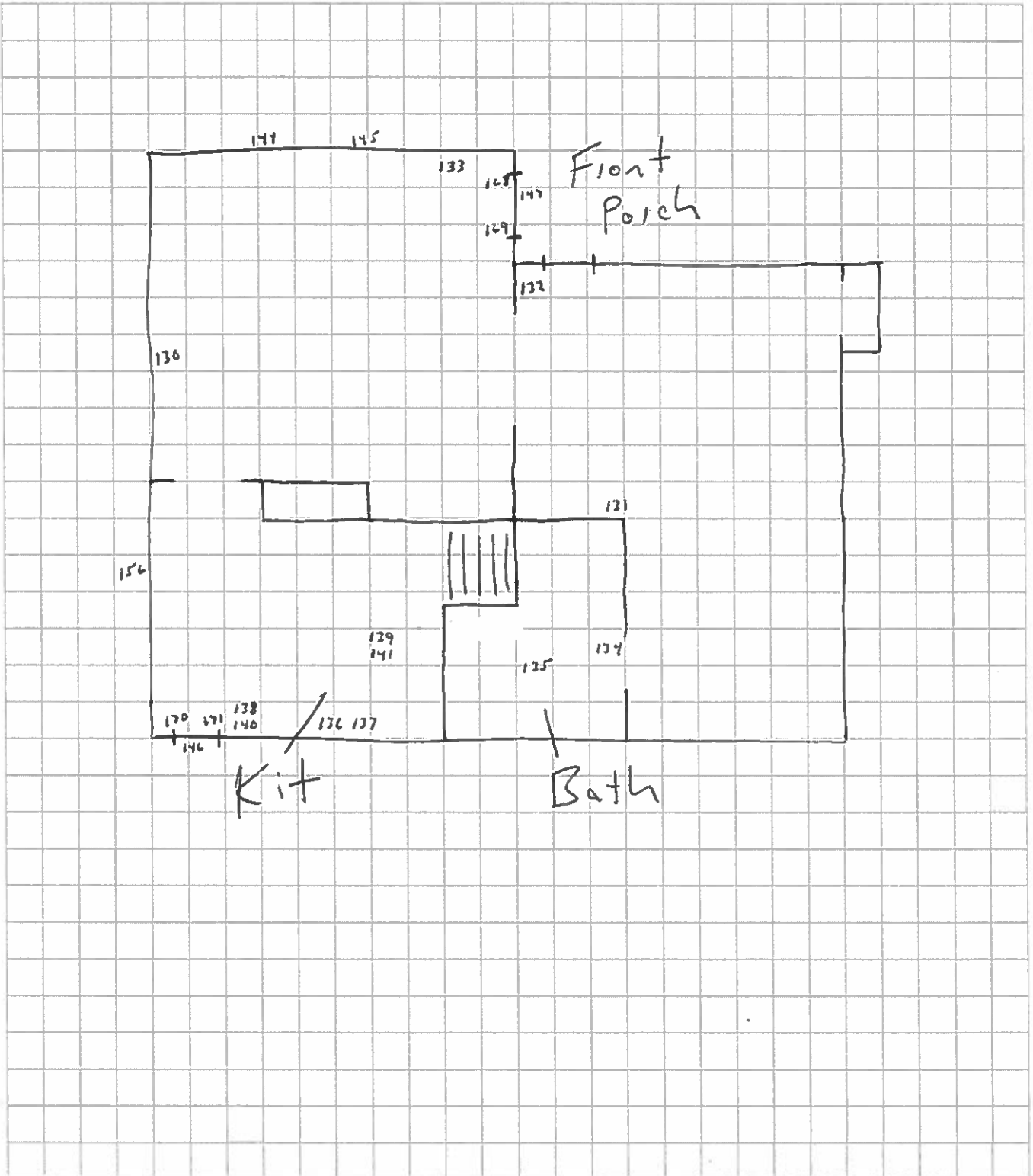
Work Order: OH45754

Date: 11/1/23

Prepared By: Kowall

Project: Pre-Demo Survey

Title: Sample Location Diagram - 209 Lower





EA GROUP

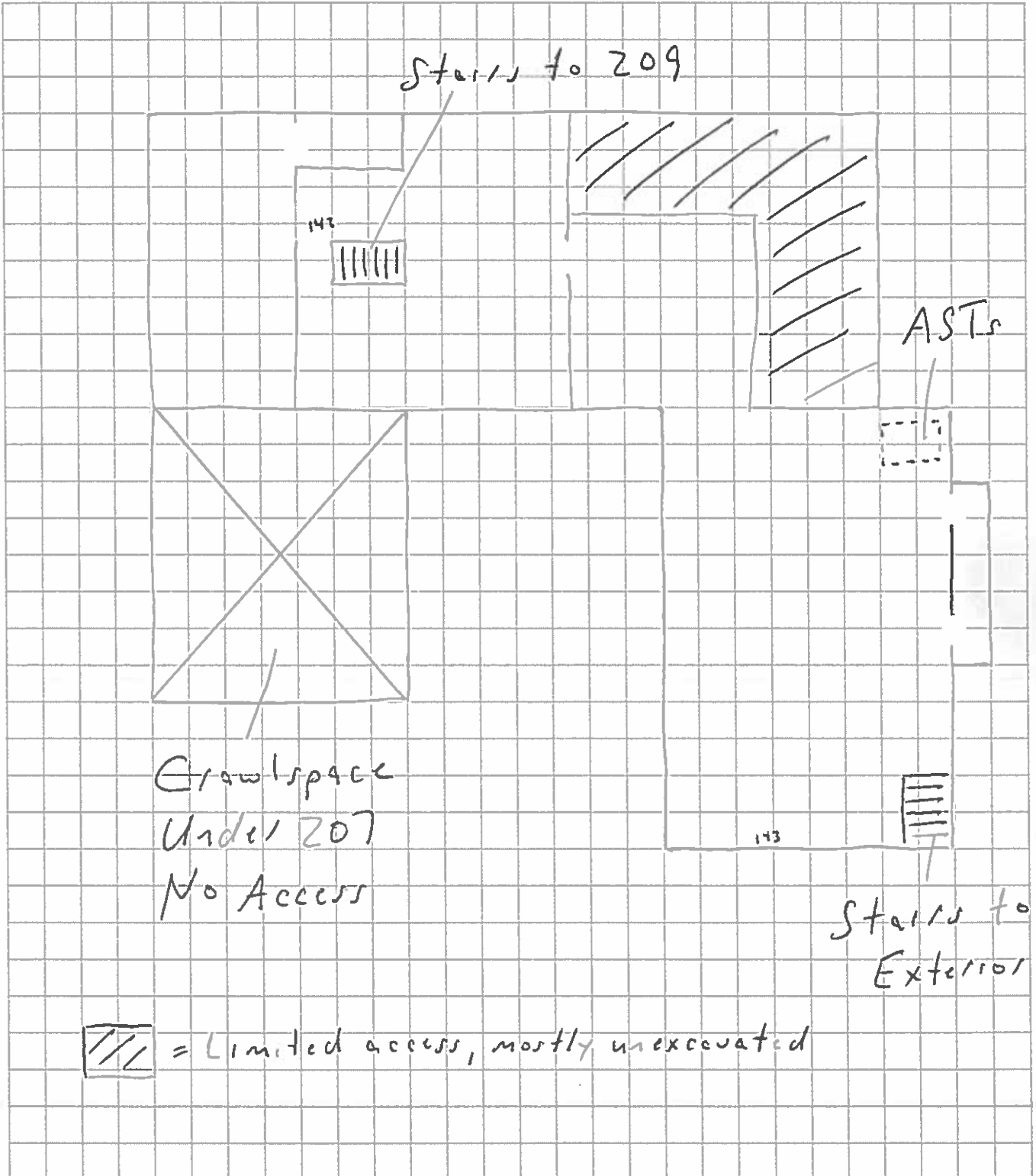
Work Order: 0H45754

Date: 11/2/23

Prepared By: Kovell

Project: Pre-Demo Survey

Title: Sample Location Diagram - Basement / Crawlspace





APPENDIX B

Laboratory Analytical Report(s)



CT Consultants, Inc.
8150 Sterling Ct.
Mentor, OH 44060
Bill Gallagher

Client Project: Pre-Demo Survey
EA Group Workorder Number: 231100033
Received on November 2, 2023

The following analytical report contains results as requested for samples as received by EA Group. The results included in this report have been reviewed for compliance with the analytical methods indicated in this report. All data has been found to be compliant with accepted laboratory protocol, except as noted in the QC narrative. Industrial hygiene reports, air and/or surface concentrations results are based upon sampling information provided by the client. Analyst initials of REF indicate analysis performed at a subcontract facility.

If you have questions, comments or require further assistance regarding this report, please contact your client services representative or one of the individuals listed below.

Data or reporting:

Debbie Lauer - Lab Manager
dlauer@eagroupohio.com

Sample tracking, supplies:

Sample Receiving
sreceiving@eagroupohio.com

Invoice Related:

Bonnie Renbarger - Office Manager
brenbarger@eagroupohio.com

Reproduction of this report is prohibited except in its entirety. Unless noted, soil, sludge and sediment results are reported on dry weight basis. The "Sample Reporting Limit" is based on the method used for analysis and does not refer to any regulatory limit. These results relate only to the items tested.



EA GROUP

Environmental Analysis
and Management

Laboratory Analytical Report

CT Consultants, Inc.

8150 Sterling Ct.

Mentor, OH 44060

Attention:
Bill Gallagher

Project Identification

Pre-Demo Survey

OH45754

Purchase Order:

EA Group

Order Number

2311-00033

Carl R. Eggebraaten
Microscopist

Deborah L. Lauer
Laboratory Manager

November 15, 2023



EA GROUP

Environmental Analysis
and Management

Project Summary

The following analytical report contains the results as requested for samples submitted to EA Group. The results included in this report have been reviewed for compliance with the analytical methods indicated in this report. All data have been found to be compliant with accepted laboratory protocol. Exceptions, if any, are noted below.

Sample Summary

Sample Receive Date: 11/ 2/2023

EAG	Client	EAG	Client
<u>Sample Identification</u>	<u>Sample Identification</u>	<u>Sample Identification</u>	<u>Sample Identification</u>
231100033-001A	OH45754-01	231100033-002A	OH45754-02
231100033-003A	OH45754-03	231100033-004A	OH45754-04
231100033-005A	OH45754-05	231100033-006A	OH45754-06
231100033-007A	OH45754-07	231100033-008A	OH45754-08
231100033-009A	OH45754-09	231100033-010A	OH45754-10
231100033-011A	OH45754-11	231100033-012A	OH45754-12
231100033-013A	OH45754-13	231100033-014A	OH45754-14
231100033-015A	OH45754-15	231100033-016A	OH45754-16
231100033-017A	OH45754-17	231100033-018A	OH45754-18
231100033-019A	OH45754-19	231100033-020A	OH45754-20
231100033-021A	OH45754-21	231100033-022A	OH45754-22
231100033-023A	OH45754-23	231100033-024A	OH45754-24
231100033-025A	OH45754-25	231100033-026A	OH45754-26
231100033-027A	OH45754-27	231100033-028A	OH45754-28
231100033-029A	OH45754-29	231100033-030A	OH45754-30
231100033-031A	OH45754-31	231100033-032A	OH45754-32
231100033-033A	OH45754-33	231100033-034A	OH45754-34
231100033-035A	OH45754-35	231100033-036A	OH45754-36
231100033-037A	OH45754-37	231100033-038A	OH45754-38
231100033-039A	OH45754-39	231100033-040A	OH45754-40
231100033-041A	OH45754-41	231100033-042A	OH45754-42
231100033-043A	OH45754-43	231100033-044A	OH45754-44
231100033-045A	OH45754-45	231100033-046A	OH45754-46
231100033-047A	OH45754-47	231100033-048A	OH45754-48
231100033-049A	OH45754-49	231100033-050A	OH45754-50
231100033-051A	OH45754-51	231100033-052A	OH45754-52
231100033-053A	OH45754-53	231100033-054A	OH45754-54
231100033-055A	OH45754-55	231100033-056A	OH45754-56
231100033-057A	OH45754-57	231100033-058A	OH45754-58
231100033-059A	OH45754-59	231100033-060A	OH45754-60
231100033-061A	OH45754-61	231100033-062A	OH45754-62
231100033-063A	OH45754-63	231100033-064A	OH45754-64
231100033-065A	OH45754-65	231100033-066A	OH45754-66
231100033-067A	OH45754-67	231100033-068A	OH45754-68
231100033-069A	OH45754-69	231100033-070A	OH45754-70
231100033-071A	OH45754-71	231100033-072A	OH45754-72



EA GROUP

Environmental Analysis
and Management

Project Summary

The following analytical report contains the results as requested for samples submitted to EA Group. The results included in this report have been reviewed for compliance with the analytical methods indicated in this report. All data have been found to be compliant with accepted laboratory protocol. Exceptions, if any, are noted below.

Sample Summary

Sample Receive Date: 11/ 2/2023

EAG	Client	EAG	Client
<u>Sample Identification</u>	<u>Sample Identification</u>	<u>Sample Identification</u>	<u>Sample Identification</u>
231100033-073A	OH45754-73	231100033-074A	OH45754-74
231100033-075A	OH45754-75	231100033-076A	OH45754-76
231100033-077A	OH45754-77	231100033-078A	OH45754-78
231100033-079A	OH45754-79	231100033-080A	OH45754-80
231100033-081A	OH45754-81	231100033-082A	OH45754-82
231100033-083A	OH45754-83	231100033-084A	OH45754-84
231100033-085A	OH45754-85	231100033-086A	OH45754-86
231100033-087A	OH45754-87	231100033-088A	OH45754-88
231100033-089A	OH45754-89	231100033-090A	OH45754-90
231100033-091A	OH45754-91	231100033-092A	OH45754-92
231100033-093A	OH45754-93	231100033-094A	OH45754-94
231100033-095A	OH45754-95	231100033-096A	OH45754-96
231100033-097A	OH45754-97	231100033-098A	OH45754-98
231100033-099A	OH45754-99	231100033-100A	OH45754-100
231100033-101A	OH45754-101	231100033-102A	OH45754-102
231100033-103A	OH45754-103	231100033-104A	OH45754-104
231100033-105A	OH45754-105	231100033-106A	OH45754-106
231100033-107A	OH45754-107	231100033-108A	OH45754-108
231100033-109A	OH45754-109	231100033-110A	OH45754-110
231100033-111A	OH45754-111	231100033-112A	OH45754-112
231100033-113A	OH45754-113	231100033-114A	OH45754-114
231100033-115A	OH45754-115	231100033-116A	OH45754-116
231100033-117A	OH45754-117	231100033-118A	OH45754-118
231100033-119A	OH45754-119	231100033-120A	OH45754-120
231100033-121A	OH45754-121	231100033-122A	OH45754-122
231100033-123A	OH45754-123	231100033-124A	OH45754-124
231100033-125A	OH45754-125	231100033-126A	OH45754-126
231100033-127A	OH45754-127	231100033-128A	OH45754-128
231100033-129A	OH45754-129	231100033-130A	OH45754-130
231100033-131A	OH45754-131	231100033-132A	OH45754-132
231100033-133A	OH45754-133	231100033-134A	OH45754-134
231100033-135A	OH45754-135	231100033-136A	OH45754-136
231100033-137A	OH45754-137	231100033-138A	OH45754-138
231100033-139A	OH45754-139	231100033-140A	OH45754-140
231100033-141A	OH45754-141	231100033-142A	OH45754-142
231100033-143A	OH45754-143	231100033-144A	OH45754-144

**Project Summary**

The following analytical report contains the results as requested for samples submitted to EA Group. The results included in this report have been reviewed for compliance with the analytical methods indicated in this report. All data have been found to be compliant with accepted laboratory protocol. Exceptions, if any, are noted below.

Sample Summary

Sample Receive Date: 11/ 2/2023

EAG	Client	EAG	Client
<u>Sample Identification</u>	<u>Sample Identification</u>	<u>Sample Identification</u>	<u>Sample Identification</u>
231100033-145A	OH45754-145	231100033-146A	OH45754-146
231100033-147A	OH45754-147	231100033-148A	OH45754-148
231100033-149A	OH45754-149	231100033-150A	OH45754-150
231100033-151A	OH45754-151	231100033-152A	OH45754-152
231100033-153A	OH45754-153	231100033-154A	OH45754-154
231100033-155A	OH45754-155	231100033-156A	OH45754-156
231100033-157A	OH45754-157	231100033-158A	OH45754-158
231100033-159A	OH45754-159	231100033-160A	OH45754-160
231100033-161A	OH45754-161	231100033-162A	OH45754-162
231100033-163A	OH45754-163	231100033-164A	OH45754-164
231100033-165A	OH45754-165	231100033-166A	OH45754-166
231100033-167A	OH45754-167	231100033-168A	OH45754-168
231100033-169A	OH45754-169	231100033-170A	OH45754-170
231100033-171A	OH45754-171		

Quality Control Narrative

This report contains data which was produced by a subcontracted laboratory

NVLAP Lab Code 101165-0 for Asbestos Analysis.

IATL, Inc.

9000 Commerce Parkway, Suite B

Mt. Laurel, NJ 08054

Reproduction of this report is prohibited except in its entirety. Unless noted, soil, sludge, and sediment results are reported on dry weight basis. The "Sample Reporting Limit" is based on the method used for analysis and does not refer to any regulatory limit.

This is a revised report which replaces the analytical report 2311-00033 issued on November 10, 2023.

Additional samples were analyzed.

CERTIFICATE OF ANALYSIS

Client: EA Group 7118 Industrial Park Mentor OH 44060	Report Date: 11/8/2023 Report No.: 692050 - PLM Project: OH45754 Project No.: 2311-033	Rev #2, 11/14/2023
Client: EAG482		

PLM BULK SAMPLE ANALYSIS SUMMARY

Lab No.: 7691344 Client No.: OH45754-01	Analyst Observation: White Drywall Client Description:	Location: Facility:
<u>Percent Asbestos:</u> <i>None Detected</i>	<u>Percent Non-Asbestos Fibrous Material:</u> 2 Cellulose	<u>Percent Non-Fibrous Material:</u> 98
Lab No.: 7691344(L2) Client No.: OH45754-01	Analyst Observation: White Texture Client Description:	Location: Facility:
<u>Percent Asbestos:</u> <i>None Detected</i>	<u>Percent Non-Asbestos Fibrous Material:</u> None Detected	<u>Percent Non-Fibrous Material:</u> 100
Lab No.: 7691345 Client No.: OH45754-02	Analyst Observation: White Drywall Client Description:	Location: Facility:
<u>Percent Asbestos:</u> <i>None Detected</i>	<u>Percent Non-Asbestos Fibrous Material:</u> None Detected	<u>Percent Non-Fibrous Material:</u> 100
Lab No.: 7691345(L2) Client No.: OH45754-02	Analyst Observation: White Texture Client Description:	Location: Facility:
<u>Percent Asbestos:</u> <i>None Detected</i>	<u>Percent Non-Asbestos Fibrous Material:</u> None Detected	<u>Percent Non-Fibrous Material:</u> 100
Lab No.: 7691346 Client No.: OH45754-03	Analyst Observation: White Drywall Client Description:	Location: Facility:
<u>Percent Asbestos:</u> <i>None Detected</i>	<u>Percent Non-Asbestos Fibrous Material:</u> None Detected	<u>Percent Non-Fibrous Material:</u> 100
Lab No.: 7691346(L2) Client No.: OH45754-03	Analyst Observation: White Drywall Client Description:	Location: Facility:
<u>Percent Asbestos:</u> <i>None Detected</i>	<u>Percent Non-Asbestos Fibrous Material:</u> None Detected	<u>Percent Non-Fibrous Material:</u> 100

Please refer to the Appendix of this report for further information regarding your analysis.

Date Received: 11/6/2023
Date Analyzed: 11/07/2023
Signature:
Analyst: Michael Moore

Approved By:
Frank E. Ehrenfeld, III
Laboratory Director

CERTIFICATE OF ANALYSIS

Client: EA Group 7118 Industrial Park Mentor OH 44060	Report Date: 11/8/2023 Report No.: 692050 - PLM Project: OH45754 Project No.: 2311-033	Rev #2, 11/14/2023
Client: EAG482		

PLM BULK SAMPLE ANALYSIS SUMMARY

Lab No.: 7691347 Client No.: OH45754-04	Analyst Observation: White Drywall Client Description:	Location: Facility:
<u>Percent Asbestos:</u> <i>None Detected</i>	<u>Percent Non-Asbestos Fibrous Material:</u> 2 Cellulose	<u>Percent Non-Fibrous Material:</u> 98

Lab No.: 7691347(L2) Client No.: OH45754-04	Analyst Observation: White Joint Compound Client Description:	Location: Facility:
<u>Percent Asbestos:</u> <i>None Detected</i>	<u>Percent Non-Asbestos Fibrous Material:</u> None Detected	<u>Percent Non-Fibrous Material:</u> 100

Lab No.: 7691348 Client No.: OH45754-05	Analyst Observation: White Drywall Client Description:	Location: Facility:
<u>Percent Asbestos:</u> <i>None Detected</i>	<u>Percent Non-Asbestos Fibrous Material:</u> 2 Cellulose	<u>Percent Non-Fibrous Material:</u> 98

Lab No.: 7691348(L2) Client No.: OH45754-05	Analyst Observation: White Texture Client Description:	Location: Facility:
<u>Percent Asbestos:</u> <i>None Detected</i>	<u>Percent Non-Asbestos Fibrous Material:</u> None Detected	<u>Percent Non-Fibrous Material:</u> 100

Lab No.: 7691349 Client No.: OH45754-06	Analyst Observation: White Drywall Client Description:	Location: Facility:
<u>Percent Asbestos:</u> <i>None Detected</i>	<u>Percent Non-Asbestos Fibrous Material:</u> 2 Cellulose	<u>Percent Non-Fibrous Material:</u> 98

Lab No.: 7691349(L2) Client No.: OH45754-06	Analyst Observation: White Texture Client Description:	Location: Facility:
<u>Percent Asbestos:</u> <i>None Detected</i>	<u>Percent Non-Asbestos Fibrous Material:</u> None Detected	<u>Percent Non-Fibrous Material:</u> 100

Please refer to the Appendix of this report for further information regarding your analysis.

Date Received: 11/6/2023
Date Analyzed: 11/07/2023
Signature:
Analyst: Michael Moore

Approved By:
Frank E. Ehrenfeld, III
Laboratory Director

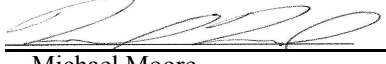
CERTIFICATE OF ANALYSIS


Client: EA Group 7118 Industrial Park Mentor OH 44060	Report Date: 11/8/2023 Report No.: 692050 - PLM Project: OH45754 Project No.: 2311-033	Rev #2, 11/14/2023
Client: EAG482		

PLM BULK SAMPLE ANALYSIS SUMMARY

Lab No.: 7691350 Client No.: OH45754-07	Analyst Observation: White Drywall Client Description:	Location: Facility:
<u>Percent Asbestos:</u> <i>None Detected</i>	<u>Percent Non-Asbestos Fibrous Material:</u> 4 Cellulose 2 Fibrous Glass	<u>Percent Non-Fibrous Material:</u> 94
Lab No.: 7691350(L2) Client No.: OH45754-07	Analyst Observation: White Texture Client Description:	Location: Facility:
<u>Percent Asbestos:</u> <i>None Detected</i>	<u>Percent Non-Asbestos Fibrous Material:</u> None Detected	<u>Percent Non-Fibrous Material:</u> 100
Lab No.: 7691351 Client No.: OH45754-08	Analyst Observation: White Drywall Client Description:	Location: Facility:
<u>Percent Asbestos:</u> <i>None Detected</i>	<u>Percent Non-Asbestos Fibrous Material:</u> 4 Cellulose 2 Fibrous Glass	<u>Percent Non-Fibrous Material:</u> 94
Lab No.: 7691351(L2) Client No.: OH45754-08	Analyst Observation: White Texture Client Description:	Location: Facility:
<u>Percent Asbestos:</u> <i>None Detected</i>	<u>Percent Non-Asbestos Fibrous Material:</u> None Detected	<u>Percent Non-Fibrous Material:</u> 100
Lab No.: 7691352 Client No.: OH45754-09	Analyst Observation: Grey Sink Undercoating Client Description:	Location: Facility:
<u>Percent Asbestos:</u> <i>None Detected</i>	<u>Percent Non-Asbestos Fibrous Material:</u> None Detected	<u>Percent Non-Fibrous Material:</u> 100
Lab No.: 7691353 Client No.: OH45754-10	Analyst Observation: Grey Sink Undercoating Client Description:	Location: Facility:
<u>Percent Asbestos:</u> <i>None Detected</i>	<u>Percent Non-Asbestos Fibrous Material:</u> None Detected	<u>Percent Non-Fibrous Material:</u> 100

Please refer to the Appendix of this report for further information regarding your analysis.

Date Received: 11/6/2023
Date Analyzed: 11/07/2023
Signature: 
Analyst: Michael Moore

Approved By: 
Frank E. Ehrenfeld, III
Laboratory Director

CERTIFICATE OF ANALYSIS

Client: EA Group 7118 Industrial Park Mentor OH 44060	Report Date: 11/8/2023 Report No.: 692050 - PLM Project: OH45754 Project No.: 2311-033	Rev #2, 11/14/2023
Client: EAG482		

PLM BULK SAMPLE ANALYSIS SUMMARY

Lab No.: 7691354 Client No.: OH45754-11	Analyst Observation: Grey Vinyl Sheet Flooring Client Description:	Location: Facility:
<u>Percent Asbestos:</u> <i>None Detected</i>	<u>Percent Non-Asbestos Fibrous Material:</u> 4 Fibrous Glass	<u>Percent Non-Fibrous Material:</u> 96

Lab No.: 7691354(L2) Client No.: OH45754-11	Analyst Observation: Yellow/Brown Mastic Client Description:	Location: Facility:
<u>Percent Asbestos:</u> <i>None Detected</i>	<u>Percent Non-Asbestos Fibrous Material:</u> None Detected	<u>Percent Non-Fibrous Material:</u> 100


Lab No.: 7691355 Client No.: OH45754-12	Analyst Observation: Grey Vinyl Sheet Flooring Client Description:	Location: Facility:
<u>Percent Asbestos:</u> <i>None Detected</i>	<u>Percent Non-Asbestos Fibrous Material:</u> 4 Fibrous Glass	<u>Percent Non-Fibrous Material:</u> 96


Lab No.: 7691355(L2) Client No.: OH45754-12	Analyst Observation: Yellow Mastic Client Description:	Location: Facility:
<u>Percent Asbestos:</u> <i>None Detected</i>	<u>Percent Non-Asbestos Fibrous Material:</u> None Detected	<u>Percent Non-Fibrous Material:</u> 100

Lab No.: 7691356 Client No.: OH45754-13	Analyst Observation: Grey Vinyl Sheet Flooring Client Description:	Location: Facility:
<u>Percent Asbestos:</u> <i>None Detected</i>	<u>Percent Non-Asbestos Fibrous Material:</u> 15 Cellulose 2 Fibrous Glass	<u>Percent Non-Fibrous Material:</u> 83

Lab No.: 7691356(L2) Client No.: OH45754-13	Analyst Observation: White/Yellow Mastic Client Description:	Location: Facility:
<u>Percent Asbestos:</u> <i>None Detected</i>	<u>Percent Non-Asbestos Fibrous Material:</u> 2 Cellulose	<u>Percent Non-Fibrous Material:</u> 98

Please refer to the Appendix of this report for further information regarding your analysis.

Date Received: 11/6/2023
Date Analyzed: 11/07/2023
Signature: 
Analyst: Michael Moore

Approved By: 
Frank E. Ehrenfeld, III
Laboratory Director

CERTIFICATE OF ANALYSIS

Client: EA Group 7118 Industrial Park Mentor OH 44060	Report Date: 11/8/2023 Report No.: 692050 - PLM Project: OH45754 Project No.: 2311-033	Rev #2, 11/14/2023
Client: EAG482		

PLM BULK SAMPLE ANALYSIS SUMMARY

Lab No.: 7691357 Client No.: OH45754-14	Analyst Observation: Grey Vinyl Sheet Flooring Client Description:	Location: Facility:
<u>Percent Asbestos:</u> <i>None Detected</i>	<u>Percent Non-Asbestos Fibrous Material:</u> 15 Cellulose 2 Fibrous Glass	<u>Percent Non-Fibrous Material:</u> 83

Lab No.: 7691357(L2) Client No.: OH45754-14	Analyst Observation: Yellow Mastic Client Description:	Location: Facility:
<u>Percent Asbestos:</u> <i>None Detected</i>	<u>Percent Non-Asbestos Fibrous Material:</u> None Detected	<u>Percent Non-Fibrous Material:</u> 100


Lab No.: 7691358 Client No.: OH45754-15	Analyst Observation: Brown Vinyl Sheet Flooring Client Description:	Location: Facility:
<u>Percent Asbestos:</u> <i>None Detected</i>	<u>Percent Non-Asbestos Fibrous Material:</u> 4 Fibrous Glass	<u>Percent Non-Fibrous Material:</u> 96


Lab No.: 7691358(L2) Client No.: OH45754-15	Analyst Observation: Clear/Yellow Mastic Client Description:	Location: Facility:
<u>Percent Asbestos:</u> <i>None Detected</i>	<u>Percent Non-Asbestos Fibrous Material:</u> 2 Cellulose	<u>Percent Non-Fibrous Material:</u> 98

Lab No.: 7691359 Client No.: OH45754-16	Analyst Observation: Brown Vinyl Sheet Flooring Client Description:	Location: Facility:
<u>Percent Asbestos:</u> <i>None Detected</i>	<u>Percent Non-Asbestos Fibrous Material:</u> 4 Fibrous Glass	<u>Percent Non-Fibrous Material:</u> 96

Lab No.: 7691359(L2) Client No.: OH45754-16	Analyst Observation: Clear Mastic Client Description:	Location: Facility:
<u>Percent Asbestos:</u> <i>None Detected</i>	<u>Percent Non-Asbestos Fibrous Material:</u> None Detected	<u>Percent Non-Fibrous Material:</u> 100

Please refer to the Appendix of this report for further information regarding your analysis.

Date Received: 11/6/2023
Date Analyzed: 11/07/2023
Signature: 
Analyst: Michael Moore

Approved By: 
Frank E. Ehrenfeld, III
Laboratory Director

CERTIFICATE OF ANALYSIS

Client: EA Group 7118 Industrial Park Mentor OH 44060	Report Date: 11/8/2023 Report No.: 692050 - PLM Project: OH45754 Project No.: 2311-033	Rev #2, 11/14/2023
Client: EAG482		

PLM BULK SAMPLE ANALYSIS SUMMARY

Lab No.: 7691360 Client No.: OH45754-17	Analyst Observation: Beige Vinyl Sheet Flooring Client Description:	Location: Facility:
<u>Percent Asbestos:</u> <i>None Detected</i>	<u>Percent Non-Asbestos Fibrous Material:</u> 15 Cellulose 2 Fibrous Glass	<u>Percent Non-Fibrous Material:</u> 83

Lab No.: 7691360(L2) Client No.: OH45754-17	Analyst Observation: Off-White Mastic Client Description:	Location: Facility:
<u>Percent Asbestos:</u> <i>None Detected</i>	<u>Percent Non-Asbestos Fibrous Material:</u> 2 Cellulose	<u>Percent Non-Fibrous Material:</u> 98


Lab No.: 7691361 Client No.: OH45754-18	Analyst Observation: Beige Vinyl Sheet Flooring Client Description:	Location: Facility:
<u>Percent Asbestos:</u> <i>None Detected</i>	<u>Percent Non-Asbestos Fibrous Material:</u> 15 Cellulose 2 Fibrous Glass	<u>Percent Non-Fibrous Material:</u> 83


Lab No.: 7691361(L2) Client No.: OH45754-18	Analyst Observation: Yellow Mastic Client Description:	Location: Facility:
<u>Percent Asbestos:</u> <i>None Detected</i>	<u>Percent Non-Asbestos Fibrous Material:</u> None Detected	<u>Percent Non-Fibrous Material:</u> 100

Lab No.: 7691362 Client No.: OH45754-19	Analyst Observation: Grey Cove Base Client Description:	Location: Facility:
<u>Percent Asbestos:</u> <i>None Detected</i>	<u>Percent Non-Asbestos Fibrous Material:</u> None Detected	<u>Percent Non-Fibrous Material:</u> 100

Lab No.: 7691362(L2) Client No.: OH45754-19	Analyst Observation: Yellow Mastic Client Description:	Location: Facility:
<u>Percent Asbestos:</u> <i>None Detected</i>	<u>Percent Non-Asbestos Fibrous Material:</u> None Detected	<u>Percent Non-Fibrous Material:</u> 100

Please refer to the Appendix of this report for further information regarding your analysis.

Date Received: 11/6/2023
Date Analyzed: 11/07/2023
Signature: 
Analyst: Michael Moore

Approved By: 
Frank E. Ehrenfeld, III
Laboratory Director


CERTIFICATE OF ANALYSIS


Client: EA Group 7118 Industrial Park Mentor OH 44060	Report Date: 11/8/2023 Report No.: 692050 - PLM Project: OH45754 Project No.: 2311-033	Rev #2, 11/14/2023
Client: EAG482		

PLM BULK SAMPLE ANALYSIS SUMMARY

Lab No.: 7691363 Client No.: OH45754-20	Analyst Observation: Grey Cove Base Client Description:	Location: Facility:
<u>Percent Asbestos:</u> <i>None Detected</i>	<u>Percent Non-Asbestos Fibrous Material:</u> None Detected	<u>Percent Non-Fibrous Material:</u> 100
Lab No.: 7691363(L2) Client No.: OH45754-20	Analyst Observation: Yellow Mastic Client Description:	Location: Facility:
<u>Percent Asbestos:</u> <i>None Detected</i>	<u>Percent Non-Asbestos Fibrous Material:</u> None Detected	<u>Percent Non-Fibrous Material:</u> 100
Lab No.: 7691364 Client No.: OH45754-21	Analyst Observation: Tan Insulation Client Description:	Location: Facility:
<u>Percent Asbestos:</u> <i>None Detected</i>	<u>Percent Non-Asbestos Fibrous Material:</u> 90 Cellulose	<u>Percent Non-Fibrous Material:</u> 10
Lab No.: 7691365 Client No.: OH45754-22	Analyst Observation: Tan Insulation Client Description:	Location: Facility:
<u>Percent Asbestos:</u> <i>None Detected</i>	<u>Percent Non-Asbestos Fibrous Material:</u> 90 Cellulose	<u>Percent Non-Fibrous Material:</u> 10
Lab No.: 7691366 Client No.: OH45754-23	Analyst Observation: Tan Insulation Client Description:	Location: Facility:
<u>Percent Asbestos:</u> <i>None Detected</i>	<u>Percent Non-Asbestos Fibrous Material:</u> 90 Cellulose	<u>Percent Non-Fibrous Material:</u> 10
Lab No.: 7691367 Client No.: OH45754-24	Analyst Observation: Green Vinyl Sheet Flooring Client Description:	Location: Facility:
<u>Percent Asbestos:</u> <i>None Detected</i>	<u>Percent Non-Asbestos Fibrous Material:</u> None Detected	<u>Percent Non-Fibrous Material:</u> 100

Please refer to the Appendix of this report for further information regarding your analysis.

Date Received: 11/6/2023
Date Analyzed: 11/07/2023
Signature: 
Analyst: Michael Moore

Approved By: 
Frank E. Ehrenfeld, III
Laboratory Director


CERTIFICATE OF ANALYSIS


Client: EA Group 7118 Industrial Park Mentor OH 44060	Report Date: 11/8/2023 Report No.: 692050 - PLM Project: OH45754 Project No.: 2311-033	Rev #2, 11/14/2023
Client: EAG482		

PLM BULK SAMPLE ANALYSIS SUMMARY

Lab No.: 7691368 Client No.: OH45754-25	Analyst Observation: Green Vinyl Sheet Flooring Client Description:	Location: Facility:
<u>Percent Asbestos:</u> <i>None Detected</i>	<u>Percent Non-Asbestos Fibrous Material:</u> None Detected	<u>Percent Non-Fibrous Material:</u> 100
Lab No.: 7691368(L2) Client No.: OH45754-25	Analyst Observation: Yellow Mastic Client Description:	Location: Facility:
<u>Percent Asbestos:</u> <i>None Detected</i>	<u>Percent Non-Asbestos Fibrous Material:</u> 2 Cellulose	<u>Percent Non-Fibrous Material:</u> 98
Lab No.: 7691369 Client No.: OH45754-26	Analyst Observation: Green Vinyl Sheet Flooring Client Description:	Location: Facility:
<u>Percent Asbestos:</u> <i>15 Chrysotile</i>	<u>Percent Non-Asbestos Fibrous Material:</u> None Detected	<u>Percent Non-Fibrous Material:</u> 85
Lab No.: 7691369(L2) Client No.: OH45754-26	Analyst Observation: Yellow Mastic Client Description:	Location: Facility:
<u>Percent Asbestos:</u> <i>None Detected</i>	<u>Percent Non-Asbestos Fibrous Material:</u> 2 Cellulose	<u>Percent Non-Fibrous Material:</u> 98
Lab No.: 7691370 Client No.: OH45754-27	Analyst Observation: Green Vinyl Sheet Flooring Client Description:	Location: Facility:
<u>Percent Asbestos:</u> <i>15 Chrysotile</i>	<u>Percent Non-Asbestos Fibrous Material:</u> None Detected	<u>Percent Non-Fibrous Material:</u> 85
Lab No.: 7691370(L2) Client No.: OH45754-27	Analyst Observation: Yellow Mastic Client Description:	Location: Facility:
<u>Percent Asbestos:</u> <i>None Detected</i>	<u>Percent Non-Asbestos Fibrous Material:</u> 2 Cellulose	<u>Percent Non-Fibrous Material:</u> 98

Please refer to the Appendix of this report for further information regarding your analysis.

Date Received: 11/6/2023
Date Analyzed: 11/07/2023
Signature: 
Analyst: Michael Moore

Approved By: 
Frank E. Ehrenfeld, III
Laboratory Director

CERTIFICATE OF ANALYSIS

Client: EA Group 7118 Industrial Park Mentor OH 44060	Report Date: 11/8/2023 Report No.: 692050 - PLM Project: OH45754 Project No.: 2311-033	Rev #2, 11/14/2023
Client: EAG482		

PLM BULK SAMPLE ANALYSIS SUMMARY

Lab No.: 7691371 Client No.: OH45754-28	Analyst Observation: Off-White/Grey Vinyl Sheet Flooring Client Description:	Location: Facility:
<u>Percent Asbestos:</u> <i>None Detected</i>	<u>Percent Non-Asbestos Fibrous Material:</u> None Detected	<u>Percent Non-Fibrous Material:</u> 100

Lab No.: 7691371(L2) Client No.: OH45754-28	Analyst Observation: Yellow Mastic Client Description:	Location: Facility:
<u>Percent Asbestos:</u> <i>None Detected</i>	<u>Percent Non-Asbestos Fibrous Material:</u> None Detected	<u>Percent Non-Fibrous Material:</u> 100


Lab No.: 7691372 Client No.: OH45754-29	Analyst Observation: Off-White/Grey Vinyl Sheet Flooring Client Description:	Location: Facility:
<u>Percent Asbestos:</u> <i>None Detected</i>	<u>Percent Non-Asbestos Fibrous Material:</u> None Detected	<u>Percent Non-Fibrous Material:</u> 100


Lab No.: 7691372(L2) Client No.: OH45754-29	Analyst Observation: Yellow Mastic Client Description:	Location: Facility:
<u>Percent Asbestos:</u> <i>None Detected</i>	<u>Percent Non-Asbestos Fibrous Material:</u> None Detected	<u>Percent Non-Fibrous Material:</u> 100

Lab No.: 7691373 Client No.: OH45754-30	Analyst Observation: White Vinyl Sheet Flooring Client Description:	Location: Facility:
<u>Percent Asbestos:</u> <i>None Detected</i>	<u>Percent Non-Asbestos Fibrous Material:</u> None Detected	<u>Percent Non-Fibrous Material:</u> 100

Lab No.: 7691373(L2) Client No.: OH45754-30	Analyst Observation: Yellow Mastic Client Description:	Location: Facility:
<u>Percent Asbestos:</u> <i>None Detected</i>	<u>Percent Non-Asbestos Fibrous Material:</u> None Detected	<u>Percent Non-Fibrous Material:</u> 100

Please refer to the Appendix of this report for further information regarding your analysis.

Date Received: 11/6/2023
Date Analyzed: 11/07/2023
Signature: 
Analyst: Michael Moore

Approved By: 
Frank E. Ehrenfeld, III
Laboratory Director

CERTIFICATE OF ANALYSIS

Client: EA Group 7118 Industrial Park Mentor OH 44060	Report Date: 11/8/2023 Report No.: 692050 - PLM Project: OH45754 Project No.: 2311-033	Rev #2, 11/14/2023
Client: EAG482		

PLM BULK SAMPLE ANALYSIS SUMMARY

Lab No.: 7691373(L3) Client No.: OH45754-30	Analyst Observation: Tan Backing Material Client Description:	Location: Facility:
<u>Percent Asbestos:</u> <i>15 Chrysotile</i>	<u>Percent Non-Asbestos Fibrous Material:</u> None Detected	<u>Percent Non-Fibrous Material:</u> 85

Lab No.: 7691374 Client No.: OH45754-31	Analyst Observation: Green Vinyl Sheet Flooring Client Description:	Location: Facility:
<u>Percent Asbestos:</u> <i>None Detected</i>	<u>Percent Non-Asbestos Fibrous Material:</u> None Detected	<u>Percent Non-Fibrous Material:</u> 100

Lab No.: 7691374(L2) Client No.: OH45754-31	Analyst Observation: Yellow Mastic Client Description:	Location: Facility:
<u>Percent Asbestos:</u> <i>None Detected</i>	<u>Percent Non-Asbestos Fibrous Material:</u> None Detected	<u>Percent Non-Fibrous Material:</u> 100


Lab No.: 7691374(L3) Client No.: OH45754-31	Analyst Observation: Tan Backing Material Client Description:	Location: Facility:
<u>Percent Asbestos:</u> <i>25 Chrysotile</i>	<u>Percent Non-Asbestos Fibrous Material:</u> None Detected	<u>Percent Non-Fibrous Material:</u> 75


Note: Sample analyzed by Dean Andrews on 11/14/23.

Lab No.: 7691375 Client No.: OH45754-32	Analyst Observation: Tan Plaster Client Description:	Location: Facility:
<u>Percent Asbestos:</u> <i>None Detected</i>	<u>Percent Non-Asbestos Fibrous Material:</u> 3 Synthetic	<u>Percent Non-Fibrous Material:</u> 97

Lab No.: 7691375(L2) Client No.: OH45754-32	Analyst Observation: White Texture Client Description:	Location: Facility:
<u>Percent Asbestos:</u> <i>PC 1.4 Chrysotile</i>	<u>Percent Non-Asbestos Fibrous Material:</u> None Detected	<u>Percent Non-Fibrous Material:</u> 98.6

Please refer to the Appendix of this report for further information regarding your analysis.

Date Received: 11/6/2023
Date Analyzed: 11/07/2023
Signature: 
Analyst: Michael Moore

Approved By: 
Frank E. Ehrenfeld, III
Laboratory Director

CERTIFICATE OF ANALYSIS

Client: EA Group 7118 Industrial Park Mentor OH 44060	Report Date: 11/8/2023 Report No.: 692050 - PLM Project: OH45754 Project No.: 2311-033	Rev #2, 11/14/2023
Client: EAG482		

PLM BULK SAMPLE ANALYSIS SUMMARY

Lab No.: 7691376 Client No.: OH45754-33	Analyst Observation: Grey Plaster Client Description:	Location: Facility:
<u>Percent Asbestos:</u> <i>None Detected</i>	<u>Percent Non-Asbestos Fibrous Material:</u> None Detected	<u>Percent Non-Fibrous Material:</u> 100

Lab No.: 7691376(L2) Client No.: OH45754-33	Analyst Observation: White Texture Client Description:	Location: Facility:
<u>Percent Asbestos:</u> <i>None Detected</i>	<u>Percent Non-Asbestos Fibrous Material:</u> None Detected	<u>Percent Non-Fibrous Material:</u> 100

Note: Sample analyzed by Dean Andrews on 11/14/23.

Lab No.: 7691376(L3) Client No.: OH45754-33	Analyst Observation: White/Brown Caulk Client Description:	Location: Facility:
<u>Percent Asbestos:</u> <i>None Detected</i>	<u>Percent Non-Asbestos Fibrous Material:</u> None Detected	<u>Percent Non-Fibrous Material:</u> 100


Lab No.: 7691377 Client No.: OH45754-34	Analyst Observation: Grey Plaster Client Description:	Location: Facility:
<u>Percent Asbestos:</u> <i>None Detected</i>	<u>Percent Non-Asbestos Fibrous Material:</u> None Detected	<u>Percent Non-Fibrous Material:</u> 100


Lab No.: 7691377(L2) Client No.: OH45754-34	Analyst Observation: White Texture Client Description:	Location: Facility:
<u>Percent Asbestos:</u> <i>None Detected</i>	<u>Percent Non-Asbestos Fibrous Material:</u> None Detected	<u>Percent Non-Fibrous Material:</u> 100

Note: Sample analyzed by Dean Andrews on 11/14/23.

Lab No.: 7691377(L3) Client No.: OH45754-34	Analyst Observation: White Caulk Client Description:	Location: Facility:
<u>Percent Asbestos:</u> <i>None Detected</i>	<u>Percent Non-Asbestos Fibrous Material:</u> None Detected	<u>Percent Non-Fibrous Material:</u> 100

Please refer to the Appendix of this report for further information regarding your analysis.

Date Received: 11/6/2023
Date Analyzed: 11/07/2023
Signature: 
Analyst: Michael Moore

Approved By: 
Frank E. Ehrenfeld, III
Laboratory Director

CERTIFICATE OF ANALYSIS

Client: EA Group 7118 Industrial Park Mentor OH 44060	Report Date: 11/8/2023 Report No.: 692050 - PLM Project: OH45754 Project No.: 2311-033	Rev #2, 11/14/2023
Client: EAG482		

PLM BULK SAMPLE ANALYSIS SUMMARY

Lab No.: 7691378 Client No.: OH45754-35	Analyst Observation: Grey Plaster Client Description:	Location: Facility:
<u>Percent Asbestos:</u> <i>None Detected</i>	<u>Percent Non-Asbestos Fibrous Material:</u> 3 Synthetic	<u>Percent Non-Fibrous Material:</u> 97

Lab No.: 7691378(L2) Client No.: OH45754-35	Analyst Observation: White Texture Client Description:	Location: Facility:
<u>Percent Asbestos:</u> <i>None Detected</i>	<u>Percent Non-Asbestos Fibrous Material:</u> None Detected	<u>Percent Non-Fibrous Material:</u> 100

Lab No.: 7691379 Client No.: OH45754-36	Analyst Observation: Grey Plaster Client Description:	Location: Facility:
<u>Percent Asbestos:</u> <i>None Detected</i>	<u>Percent Non-Asbestos Fibrous Material:</u> 3 Synthetic	<u>Percent Non-Fibrous Material:</u> 97

Lab No.: 7691379(L2) Client No.: OH45754-36	Analyst Observation: White Texture Client Description:	Location: Facility:
<u>Percent Asbestos:</u> <i>None Detected</i>	<u>Percent Non-Asbestos Fibrous Material:</u> None Detected	<u>Percent Non-Fibrous Material:</u> 100

Lab No.: 7691380 Client No.: OH45754-37	Analyst Observation: Grey Plaster Client Description:	Location: Facility:
<u>Percent Asbestos:</u> <i>None Detected</i>	<u>Percent Non-Asbestos Fibrous Material:</u> 3 Synthetic	<u>Percent Non-Fibrous Material:</u> 97

Lab No.: 7691380(L2) Client No.: OH45754-37	Analyst Observation: White Texture Client Description:	Location: Facility:
<u>Percent Asbestos:</u> <i>None Detected</i>	<u>Percent Non-Asbestos Fibrous Material:</u> None Detected	<u>Percent Non-Fibrous Material:</u> 100

Please refer to the Appendix of this report for further information regarding your analysis.

Date Received: 11/6/2023
Date Analyzed: 11/07/2023
Signature:
Analyst: Michael Moore

Approved By:
Frank E. Ehrenfeld, III
Laboratory Director

CERTIFICATE OF ANALYSIS

Client: EA Group 7118 Industrial Park Mentor OH 44060	Report Date: 11/8/2023 Report No.: 692050 - PLM Project: OH45754 Project No.: 2311-033	Rev #2, 11/14/2023
Client: EAG482		

PLM BULK SAMPLE ANALYSIS SUMMARY

Lab No.: 7691381 Client No.: OH45754-38	Analyst Observation: White Drywall Client Description:	Location: Facility:
<u>Percent Asbestos:</u> <i>None Detected</i>	<u>Percent Non-Asbestos Fibrous Material:</u> 2 Fibrous Glass	<u>Percent Non-Fibrous Material:</u> 98
Lab No.: 7691381(L2) Client No.: OH45754-38	Analyst Observation: White Joint Compound Client Description:	Location: Facility:
<u>Percent Asbestos:</u> <i>None Detected</i>	<u>Percent Non-Asbestos Fibrous Material:</u> None Detected	<u>Percent Non-Fibrous Material:</u> 100
Lab No.: 7691382 Client No.: OH45754-39	Analyst Observation: White Drywall Client Description:	Location: Facility:
<u>Percent Asbestos:</u> <i>None Detected</i>	<u>Percent Non-Asbestos Fibrous Material:</u> 2 Fibrous Glass	<u>Percent Non-Fibrous Material:</u> 98
Lab No.: 7691382(L2) Client No.: OH45754-39	Analyst Observation: White Joint Compound Client Description:	Location: Facility:
<u>Percent Asbestos:</u> <i>None Detected</i>	<u>Percent Non-Asbestos Fibrous Material:</u> None Detected	<u>Percent Non-Fibrous Material:</u> 100
Lab No.: 7691383 Client No.: OH45754-40	Analyst Observation: White Drywall Client Description:	Location: Facility:
<u>Percent Asbestos:</u> <i>None Detected</i>	<u>Percent Non-Asbestos Fibrous Material:</u> None Detected	<u>Percent Non-Fibrous Material:</u> 100
Lab No.: 7691383(L2) Client No.: OH45754-40	Analyst Observation: White Joint Compound Client Description:	Location: Facility:
<u>Percent Asbestos:</u> <i>None Detected</i>	<u>Percent Non-Asbestos Fibrous Material:</u> None Detected	<u>Percent Non-Fibrous Material:</u> 100

Please refer to the Appendix of this report for further information regarding your analysis.

Date Received: 11/6/2023
Date Analyzed: 11/07/2023
Signature:
Analyst: Michael Moore

Approved By:
Frank E. Ehrenfeld, III
Laboratory Director

CERTIFICATE OF ANALYSIS

Client: EA Group 7118 Industrial Park Mentor OH 44060	Report Date: 11/8/2023 Report No.: 692050 - PLM Project: OH45754 Project No.: 2311-033	Rev #2, 11/14/2023
Client: EAG482		

PLM BULK SAMPLE ANALYSIS SUMMARY

Lab No.: 7691384 Client No.: OH45754-41	Analyst Observation: White Drywall Client Description:	Location: Facility:
<u>Percent Asbestos:</u> <i>None Detected</i>	<u>Percent Non-Asbestos Fibrous Material:</u> None Detected	<u>Percent Non-Fibrous Material:</u> 100
Lab No.: 7691384(L2) Client No.: OH45754-41	Analyst Observation: White Joint Compound Client Description:	Location: Facility:
<u>Percent Asbestos:</u> <i>None Detected</i>	<u>Percent Non-Asbestos Fibrous Material:</u> None Detected	<u>Percent Non-Fibrous Material:</u> 100
Lab No.: 7691385 Client No.: OH45754-42	Analyst Observation: White Drywall Client Description:	Location: Facility:
<u>Percent Asbestos:</u> <i>None Detected</i>	<u>Percent Non-Asbestos Fibrous Material:</u> None Detected	<u>Percent Non-Fibrous Material:</u> 100
Lab No.: 7691385(L2) Client No.: OH45754-42	Analyst Observation: White Joint Compound Client Description:	Location: Facility:
<u>Percent Asbestos:</u> <i>None Detected</i>	<u>Percent Non-Asbestos Fibrous Material:</u> None Detected	<u>Percent Non-Fibrous Material:</u> 100
Lab No.: 7691386 Client No.: OH45754-43	Analyst Observation: White Drywall Client Description:	Location: Facility:
<u>Percent Asbestos:</u> <i>None Detected</i>	<u>Percent Non-Asbestos Fibrous Material:</u> None Detected	<u>Percent Non-Fibrous Material:</u> 100
Lab No.: 7691386(L2) Client No.: OH45754-43	Analyst Observation: White Joint Compound Client Description:	Location: Facility:
<u>Percent Asbestos:</u> <i>None Detected</i>	<u>Percent Non-Asbestos Fibrous Material:</u> None Detected	<u>Percent Non-Fibrous Material:</u> 100

Please refer to the Appendix of this report for further information regarding your analysis.

Date Received: 11/6/2023
Date Analyzed: 11/07/2023
Signature:
Analyst: Michael Moore

Approved By:
Frank E. Ehrenfeld, III
Laboratory Director

CERTIFICATE OF ANALYSIS

Client: EA Group 7118 Industrial Park Mentor OH 44060	Report Date: 11/8/2023 Report No.: 692050 - PLM Project: OH45754 Project No.: 2311-033	Rev #2, 11/14/2023
Client: EAG482		

PLM BULK SAMPLE ANALYSIS SUMMARY

Lab No.: 7691387 Client No.: OH45754-44	Analyst Observation: Tan Floor Tile Client Description:	Location: Facility:
<u>Percent Asbestos:</u> <i>None Detected</i>	<u>Percent Non-Asbestos Fibrous Material:</u> None Detected	<u>Percent Non-Fibrous Material:</u> 100

Lab No.: 7691387(L2) Client No.: OH45754-44	Analyst Observation: Yellow Mastic Client Description:	Location: Facility:
<u>Percent Asbestos:</u> <i>None Detected</i>	<u>Percent Non-Asbestos Fibrous Material:</u> None Detected	<u>Percent Non-Fibrous Material:</u> 100

Lab No.: 7691388 Client No.: OH45754-45	Analyst Observation: Tan Floor Tile Client Description:	Location: Facility:
<u>Percent Asbestos:</u> <i>None Detected</i>	<u>Percent Non-Asbestos Fibrous Material:</u> None Detected	<u>Percent Non-Fibrous Material:</u> 100

Lab No.: 7691388(L2) Client No.: OH45754-45	Analyst Observation: Yellow Mastic Client Description:	Location: Facility:
<u>Percent Asbestos:</u> <i>None Detected</i>	<u>Percent Non-Asbestos Fibrous Material:</u> None Detected	<u>Percent Non-Fibrous Material:</u> 100

Lab No.: 7691389 Client No.: OH45754-46	Analyst Observation: Grey Plaster Client Description:	Location: Facility:
<u>Percent Asbestos:</u> <i>None Detected</i>	<u>Percent Non-Asbestos Fibrous Material:</u> 15 Hair	<u>Percent Non-Fibrous Material:</u> 85

Lab No.: 7691389(L2) Client No.: OH45754-46	Analyst Observation: White Plaster Client Description:	Location: Facility:
<u>Percent Asbestos:</u> <i>None Detected</i>	<u>Percent Non-Asbestos Fibrous Material:</u> None Detected	<u>Percent Non-Fibrous Material:</u> 100

Please refer to the Appendix of this report for further information regarding your analysis.

Date Received: 11/6/2023
Date Analyzed: 11/08/2023
Signature:
Analyst: Maxamillian Roselli

Approved By:
Frank E. Ehrenfeld, III
Laboratory Director

CERTIFICATE OF ANALYSIS

Client: EA Group 7118 Industrial Park Mentor OH 44060	Report Date: 11/8/2023 Report No.: 692050 - PLM Project: OH45754 Project No.: 2311-033	Rev #2, 11/14/2023
Client: EAG482		

PLM BULK SAMPLE ANALYSIS SUMMARY

Lab No.: 7691390 Client No.: OH45754-47	Analyst Observation: Grey Plaster Client Description:	Location: Facility:
<u>Percent Asbestos:</u> <i>None Detected</i>	<u>Percent Non-Asbestos Fibrous Material:</u> 15 Hair	<u>Percent Non-Fibrous Material:</u> 85

Lab No.: 7691390(L2) Client No.: OH45754-47	Analyst Observation: White Plaster Client Description:	Location: Facility:
<u>Percent Asbestos:</u> <i>None Detected</i>	<u>Percent Non-Asbestos Fibrous Material:</u> None Detected	<u>Percent Non-Fibrous Material:</u> 100

Lab No.: 7691391 Client No.: OH45754-48	Analyst Observation: Grey Plaster Client Description:	Location: Facility:
<u>Percent Asbestos:</u> <i>None Detected</i>	<u>Percent Non-Asbestos Fibrous Material:</u> 15 Hair	<u>Percent Non-Fibrous Material:</u> 85

Lab No.: 7691391(L2) Client No.: OH45754-48	Analyst Observation: White Plaster Client Description:	Location: Facility:
<u>Percent Asbestos:</u> <i>None Detected</i>	<u>Percent Non-Asbestos Fibrous Material:</u> None Detected	<u>Percent Non-Fibrous Material:</u> 100

Lab No.: 7691392 Client No.: OH45754-49	Analyst Observation: White Ceramic Client Description:	Location: Facility:
<u>Percent Asbestos:</u> <i>None Detected</i>	<u>Percent Non-Asbestos Fibrous Material:</u> None Detected	<u>Percent Non-Fibrous Material:</u> 100

Lab No.: 7691392(L2) Client No.: OH45754-49	Analyst Observation: White Grout Client Description:	Location: Facility:
<u>Percent Asbestos:</u> <i>None Detected</i>	<u>Percent Non-Asbestos Fibrous Material:</u> None Detected	<u>Percent Non-Fibrous Material:</u> 100

Please refer to the Appendix of this report for further information regarding your analysis.

Date Received: 11/6/2023
Date Analyzed: 11/08/2023
Signature:
Analyst: Maxamillian Roselli

Approved By:
Frank E. Ehrenfeld, III
Laboratory Director

CERTIFICATE OF ANALYSIS

Client: EA Group 7118 Industrial Park Mentor OH 44060	Report Date: 11/8/2023 Report No.: 692050 - PLM Project: OH45754 Project No.: 2311-033	Rev #2, 11/14/2023
Client: EAG482		

PLM BULK SAMPLE ANALYSIS SUMMARY

Lab No.: 7691393 Client No.: OH45754-50	Analyst Observation: White Ceramic Client Description:	Location: Facility:
<u>Percent Asbestos:</u> <i>None Detected</i>	<u>Percent Non-Asbestos Fibrous Material:</u> None Detected	<u>Percent Non-Fibrous Material:</u> 100

Lab No.: 7691393(L2) Client No.: OH45754-50	Analyst Observation: White Grout Client Description:	Location: Facility:
<u>Percent Asbestos:</u> <i>None Detected</i>	<u>Percent Non-Asbestos Fibrous Material:</u> None Detected	<u>Percent Non-Fibrous Material:</u> 100


Lab No.: 7691394 Client No.: OH45754-51	Analyst Observation: White Vinyl Sheet Flooring Client Description:	Location: Facility:
<u>Percent Asbestos:</u> <i>None Detected</i>	<u>Percent Non-Asbestos Fibrous Material:</u> 15 Cellulose	<u>Percent Non-Fibrous Material:</u> 85


Lab No.: 7691394(L2) Client No.: OH45754-51	Analyst Observation: Yellow Mastic Client Description:	Location: Facility:
<u>Percent Asbestos:</u> <i>None Detected</i>	<u>Percent Non-Asbestos Fibrous Material:</u> None Detected	<u>Percent Non-Fibrous Material:</u> 100

Lab No.: 7691395 Client No.: OH45754-52	Analyst Observation: White Vinyl Sheet Flooring Client Description:	Location: Facility:
<u>Percent Asbestos:</u> <i>None Detected</i>	<u>Percent Non-Asbestos Fibrous Material:</u> 15 Cellulose	<u>Percent Non-Fibrous Material:</u> 85

Lab No.: 7691395(L2) Client No.: OH45754-52	Analyst Observation: Yellow Mastic Client Description:	Location: Facility:
<u>Percent Asbestos:</u> <i>None Detected</i>	<u>Percent Non-Asbestos Fibrous Material:</u> None Detected	<u>Percent Non-Fibrous Material:</u> 100

Please refer to the Appendix of this report for further information regarding your analysis.

Date Received: 11/6/2023
Date Analyzed: 11/08/2023
Signature: 
Analyst: Maxamillian Roselli

Approved By: 
Frank E. Ehrenfeld, III
Laboratory Director

CERTIFICATE OF ANALYSIS

Client: EA Group 7118 Industrial Park Mentor OH 44060	Report Date: 11/8/2023 Report No.: 692050 - PLM Project: OH45754 Project No.: 2311-033	Rev #2, 11/14/2023
Client: EAG482		

PLM BULK SAMPLE ANALYSIS SUMMARY

Lab No.: 7691396 Client No.: OH45754-53 <u>Percent Asbestos:</u> 40 Chrysotile	Analyst Observation: Tan Vinyl Sheet Flooring Client Description: <u>Percent Non-Asbestos Fibrous Material:</u> None Detected	Location: Facility: <u>Percent Non-Fibrous Material:</u> 60
Lab No.: 7691396(L2) Client No.: OH45754-53 <u>Percent Asbestos:</u> <i>None Detected</i>	Analyst Observation: Yellow Mastic Client Description: <u>Percent Non-Asbestos Fibrous Material:</u> None Detected	Location: Facility: <u>Percent Non-Fibrous Material:</u> 100
Lab No.: 7691397 Client No.: OH45754-54 <u>Percent Asbestos:</u> 40 Chrysotile	Analyst Observation: Tan Vinyl Sheet Flooring Client Description: <u>Percent Non-Asbestos Fibrous Material:</u> None Detected	Location: Facility: <u>Percent Non-Fibrous Material:</u> 60
Lab No.: 7691397(L2) Client No.: OH45754-54 <u>Percent Asbestos:</u> <i>None Detected</i>	Analyst Observation: Yellow Mastic Client Description: <u>Percent Non-Asbestos Fibrous Material:</u> None Detected	Location: Facility: <u>Percent Non-Fibrous Material:</u> 100
Lab No.: 7691398 Client No.: OH45754-55 <u>Percent Asbestos:</u> <i>None Detected</i>	Analyst Observation: Yellow Floor Tile Client Description: <u>Percent Non-Asbestos Fibrous Material:</u> None Detected	Location: Facility: <u>Percent Non-Fibrous Material:</u> 100
Lab No.: 7691398(L2) Client No.: OH45754-55 <u>Percent Asbestos:</u> <i>None Detected</i>	Analyst Observation: Yellow Mastic Client Description: <u>Percent Non-Asbestos Fibrous Material:</u> None Detected	Location: Facility: <u>Percent Non-Fibrous Material:</u> 100

Please refer to the Appendix of this report for further information regarding your analysis.

Date Received: 11/6/2023
Date Analyzed: 11/08/2023
Signature:
Analyst: Maxamillian Roselli

Approved By:
Frank E. Ehrenfeld, III
Laboratory Director

CERTIFICATE OF ANALYSIS

Client: EA Group 7118 Industrial Park Mentor OH 44060	Report Date: 11/8/2023 Report No.: 692050 - PLM Project: OH45754 Project No.: 2311-033	Rev #2, 11/14/2023
Client: EAG482		

PLM BULK SAMPLE ANALYSIS SUMMARY

Lab No.: 7691399 Client No.: OH45754-56	Analyst Observation: Yellow Floor Tile Client Description:	Location: Facility:
<u>Percent Asbestos:</u> <i>None Detected</i>	<u>Percent Non-Asbestos Fibrous Material:</u> None Detected	<u>Percent Non-Fibrous Material:</u> 100

Lab No.: 7691399(L2) Client No.: OH45754-56	Analyst Observation: Yellow Mastic Client Description:	Location: Facility:
<u>Percent Asbestos:</u> <i>None Detected</i>	<u>Percent Non-Asbestos Fibrous Material:</u> None Detected	<u>Percent Non-Fibrous Material:</u> 100

Lab No.: 7691400 Client No.: OH45754-57	Analyst Observation: Red Vinyl Sheet Flooring Client Description:	Location: Facility:
<u>Percent Asbestos:</u> <i>None Detected</i>	<u>Percent Non-Asbestos Fibrous Material:</u> 10 Cellulose	<u>Percent Non-Fibrous Material:</u> 90

Lab No.: 7691401 Client No.: OH45754-58	Analyst Observation: Red Vinyl Sheet Flooring Client Description:	Location: Facility:
<u>Percent Asbestos:</u> <i>None Detected</i>	<u>Percent Non-Asbestos Fibrous Material:</u> 10 Cellulose	<u>Percent Non-Fibrous Material:</u> 90

Lab No.: 7691402 Client No.: OH45754-59	Analyst Observation: Grey Plaster Client Description:	Location: Facility:
<u>Percent Asbestos:</u> <i>None Detected</i>	<u>Percent Non-Asbestos Fibrous Material:</u> None Detected	<u>Percent Non-Fibrous Material:</u> 100

Lab No.: 7691402(L2) Client No.: OH45754-59	Analyst Observation: White Plaster Client Description:	Location: Facility:
<u>Percent Asbestos:</u> <i>None Detected</i>	<u>Percent Non-Asbestos Fibrous Material:</u> None Detected	<u>Percent Non-Fibrous Material:</u> 100

Please refer to the Appendix of this report for further information regarding your analysis.

Date Received: 11/6/2023
Date Analyzed: 11/08/2023
Signature:
Analyst: Maxamillian Roselli

Approved By:
Frank E. Ehrenfeld, III
Laboratory Director

CERTIFICATE OF ANALYSIS

Client: EA Group 7118 Industrial Park Mentor OH 44060	Report Date: 11/8/2023 Report No.: 692050 - PLM Project: OH45754 Project No.: 2311-033	Rev #2, 11/14/2023
Client: EAG482		

PLM BULK SAMPLE ANALYSIS SUMMARY

Lab No.: 7691403 Client No.: OH45754-60	Analyst Observation: Grey Plaster Client Description:	Location: Facility:
<u>Percent Asbestos:</u> <i>None Detected</i>	<u>Percent Non-Asbestos Fibrous Material:</u> None Detected	<u>Percent Non-Fibrous Material:</u> 100

Lab No.: 7691403(L2) Client No.: OH45754-60	Analyst Observation: White Plaster Client Description:	Location: Facility:
<u>Percent Asbestos:</u> <i>None Detected</i>	<u>Percent Non-Asbestos Fibrous Material:</u> None Detected	<u>Percent Non-Fibrous Material:</u> 100


Lab No.: 7691404 Client No.: OH45754-61	Analyst Observation: Grey Plaster Client Description:	Location: Facility:
<u>Percent Asbestos:</u> <i>None Detected</i>	<u>Percent Non-Asbestos Fibrous Material:</u> None Detected	<u>Percent Non-Fibrous Material:</u> 100


Lab No.: 7691404(L2) Client No.: OH45754-61	Analyst Observation: White Plaster Client Description:	Location: Facility:
<u>Percent Asbestos:</u> <i>None Detected</i>	<u>Percent Non-Asbestos Fibrous Material:</u> None Detected	<u>Percent Non-Fibrous Material:</u> 100

Lab No.: 7691405 Client No.: OH45754-62	Analyst Observation: Grey Plaster Client Description:	Location: Facility:
<u>Percent Asbestos:</u> <i>None Detected</i>	<u>Percent Non-Asbestos Fibrous Material:</u> None Detected	<u>Percent Non-Fibrous Material:</u> 100

Lab No.: 7691405(L2) Client No.: OH45754-62	Analyst Observation: White Plaster Client Description:	Location: Facility:
<u>Percent Asbestos:</u> <i>None Detected</i>	<u>Percent Non-Asbestos Fibrous Material:</u> None Detected	<u>Percent Non-Fibrous Material:</u> 100

Please refer to the Appendix of this report for further information regarding your analysis.

Date Received: 11/6/2023
Date Analyzed: 11/08/2023
Signature: 
Analyst: Maxamillian Roselli

Approved By: 
Frank E. Ehrenfeld, III
Laboratory Director

CERTIFICATE OF ANALYSIS

Client: EA Group 7118 Industrial Park Mentor OH 44060	Report Date: 11/8/2023 Report No.: 692050 - PLM Project: OH45754 Project No.: 2311-033	Rev #2, 11/14/2023
Client: EAG482		

PLM BULK SAMPLE ANALYSIS SUMMARY

Lab No.: 7691405(L3) Client No.: OH45754-62	Analyst Observation: White Joint Compound Client Description:	Location: Facility:
<u>Percent Asbestos:</u> <i>None Detected</i>	<u>Percent Non-Asbestos Fibrous Material:</u> None Detected	<u>Percent Non-Fibrous Material:</u> 100

Lab No.: 7691406 Client No.: OH45754-63	Analyst Observation: Grey Plaster Client Description:	Location: Facility:
<u>Percent Asbestos:</u> <i>None Detected</i>	<u>Percent Non-Asbestos Fibrous Material:</u> None Detected	<u>Percent Non-Fibrous Material:</u> 100


Lab No.: 7691406(L2) Client No.: OH45754-63	Analyst Observation: White Plaster Client Description:	Location: Facility:
<u>Percent Asbestos:</u> <i>None Detected</i>	<u>Percent Non-Asbestos Fibrous Material:</u> None Detected	<u>Percent Non-Fibrous Material:</u> 100


Lab No.: 7691406(L3) Client No.: OH45754-63	Analyst Observation: White Joint Compound Client Description:	Location: Facility:
<u>Percent Asbestos:</u> <i>None Detected</i>	<u>Percent Non-Asbestos Fibrous Material:</u> None Detected	<u>Percent Non-Fibrous Material:</u> 100

Lab No.: 7691407 Client No.: OH45754-64	Analyst Observation: Grey Plaster Client Description:	Location: Facility:
<u>Percent Asbestos:</u> <i>None Detected</i>	<u>Percent Non-Asbestos Fibrous Material:</u> None Detected	<u>Percent Non-Fibrous Material:</u> 100

Lab No.: 7691407(L2) Client No.: OH45754-64	Analyst Observation: White Plaster Client Description:	Location: Facility:
<u>Percent Asbestos:</u> <i>None Detected</i>	<u>Percent Non-Asbestos Fibrous Material:</u> None Detected	<u>Percent Non-Fibrous Material:</u> 100

Please refer to the Appendix of this report for further information regarding your analysis.

Date Received: 11/6/2023
Date Analyzed: 11/08/2023
Signature: 
Analyst: Maxamillian Roselli

Approved By: 
Frank E. Ehrenfeld, III
Laboratory Director


CERTIFICATE OF ANALYSIS


Client: EA Group 7118 Industrial Park Mentor OH 44060	Report Date: 11/8/2023 Report No.: 692050 - PLM Project: OH45754 Project No.: 2311-033	Rev #2, 11/14/2023
Client: EAG482		

PLM BULK SAMPLE ANALYSIS SUMMARY

Lab No.: 7691408 Client No.: OH45754-65	Analyst Observation: White Vinyl Sheet Flooring Client Description:	Location: Facility:
<u>Percent Asbestos:</u> <i>None Detected</i>	<u>Percent Non-Asbestos Fibrous Material:</u> 10 Cellulose	<u>Percent Non-Fibrous Material:</u> 90
Lab No.: 7691408(L2) Client No.: OH45754-65	Analyst Observation: Yellow Mastic Client Description:	Location: Facility:
<u>Percent Asbestos:</u> <i>None Detected</i>	<u>Percent Non-Asbestos Fibrous Material:</u> None Detected	<u>Percent Non-Fibrous Material:</u> 100
Lab No.: 7691409 Client No.: OH45754-66	Analyst Observation: White Vinyl Sheet Flooring Client Description:	Location: Facility:
<u>Percent Asbestos:</u> <i>None Detected</i>	<u>Percent Non-Asbestos Fibrous Material:</u> 10 Cellulose	<u>Percent Non-Fibrous Material:</u> 90
Lab No.: 7691409(L2) Client No.: OH45754-66	Analyst Observation: Yellow Mastic Client Description:	Location: Facility:
<u>Percent Asbestos:</u> <i>None Detected</i>	<u>Percent Non-Asbestos Fibrous Material:</u> None Detected	<u>Percent Non-Fibrous Material:</u> 100
Lab No.: 7691410 Client No.: OH45754-67	Analyst Observation: Black Mastic Client Description:	Location: Facility:
<u>Percent Asbestos:</u> <i>None Detected</i>	<u>Percent Non-Asbestos Fibrous Material:</u> None Detected	<u>Percent Non-Fibrous Material:</u> 100
Lab No.: 7691411 Client No.: OH45754-68	Analyst Observation: Black Mastic Client Description:	Location: Facility:
<u>Percent Asbestos:</u> <i>None Detected</i>	<u>Percent Non-Asbestos Fibrous Material:</u> None Detected	<u>Percent Non-Fibrous Material:</u> 100

Please refer to the Appendix of this report for further information regarding your analysis.

Date Received: 11/6/2023
Date Analyzed: 11/08/2023
Signature: 
Analyst: Maxamillian Roselli

Approved By: 
Frank E. Ehrenfeld, III
Laboratory Director

CERTIFICATE OF ANALYSIS

Client: EA Group 7118 Industrial Park Mentor OH 44060	Report Date: 11/8/2023 Report No.: 692050 - PLM Project: OH45754 Project No.: 2311-033	Rev #2, 11/14/2023
Client: EAG482		

PLM BULK SAMPLE ANALYSIS SUMMARY

Lab No.: 7691412 Client No.: OH45754-69	Analyst Observation: Grey Plaster Client Description:	Location: Facility:
<u>Percent Asbestos:</u> <i>None Detected</i>	<u>Percent Non-Asbestos Fibrous Material:</u> 15 Hair	<u>Percent Non-Fibrous Material:</u> 85

Lab No.: 7691412(L2) Client No.: OH45754-69	Analyst Observation: White Plaster Client Description:	Location: Facility:
<u>Percent Asbestos:</u> <i>None Detected</i>	<u>Percent Non-Asbestos Fibrous Material:</u> None Detected	<u>Percent Non-Fibrous Material:</u> 100

Lab No.: 7691412(L3) Client No.: OH45754-69	Analyst Observation: White Texture Client Description:	Location: Facility:
<u>Percent Asbestos:</u> <i>None Detected</i>	<u>Percent Non-Asbestos Fibrous Material:</u> None Detected	<u>Percent Non-Fibrous Material:</u> 100

Lab No.: 7691413 Client No.: OH45754-70	Analyst Observation: Grey Plaster Client Description:	Location: Facility:
<u>Percent Asbestos:</u> <i>None Detected</i>	<u>Percent Non-Asbestos Fibrous Material:</u> 15 Hair	<u>Percent Non-Fibrous Material:</u> 85

Lab No.: 7691413(L2) Client No.: OH45754-70	Analyst Observation: White Plaster Client Description:	Location: Facility:
<u>Percent Asbestos:</u> <i>None Detected</i>	<u>Percent Non-Asbestos Fibrous Material:</u> None Detected	<u>Percent Non-Fibrous Material:</u> 100

Lab No.: 7691413(L3) Client No.: OH45754-70	Analyst Observation: White Texture Client Description:	Location: Facility:
<u>Percent Asbestos:</u> <i>None Detected</i>	<u>Percent Non-Asbestos Fibrous Material:</u> None Detected	<u>Percent Non-Fibrous Material:</u> 100

Please refer to the Appendix of this report for further information regarding your analysis.

Date Received: 11/6/2023
Date Analyzed: 11/08/2023
Signature:
Analyst: Maxamillian Roselli

Approved By:
Frank E. Ehrenfeld, III
Laboratory Director

CERTIFICATE OF ANALYSIS

Client: EA Group 7118 Industrial Park Mentor OH 44060	Report Date: 11/8/2023 Report No.: 692050 - PLM Project: OH45754 Project No.: 2311-033	Rev #2, 11/14/2023
Client: EAG482		

PLM BULK SAMPLE ANALYSIS SUMMARY

Lab No.: 7691414 Client No.: OH45754-71	Analyst Observation: Grey Plaster Client Description:	Location: Facility:
<u>Percent Asbestos:</u> <i>None Detected</i>	<u>Percent Non-Asbestos Fibrous Material:</u> 15 Hair	<u>Percent Non-Fibrous Material:</u> 85

Lab No.: 7691414(L2) Client No.: OH45754-71	Analyst Observation: White Plaster Client Description:	Location: Facility:
<u>Percent Asbestos:</u> <i>None Detected</i>	<u>Percent Non-Asbestos Fibrous Material:</u> None Detected	<u>Percent Non-Fibrous Material:</u> 100

Lab No.: 7691414(L3) Client No.: OH45754-71	Analyst Observation: White Texture Client Description:	Location: Facility:
<u>Percent Asbestos:</u> <i>None Detected</i>	<u>Percent Non-Asbestos Fibrous Material:</u> None Detected	<u>Percent Non-Fibrous Material:</u> 100

Lab No.: 7691415 Client No.: OH45754-72	Analyst Observation: Green Vinyl Sheet Flooring Client Description:	Location: Facility:
<u>Percent Asbestos:</u> <i>None Detected</i>	<u>Percent Non-Asbestos Fibrous Material:</u> 10 Cellulose	<u>Percent Non-Fibrous Material:</u> 90

Lab No.: 7691416 Client No.: OH45754-73	Analyst Observation: Green Vinyl Sheet Flooring Client Description:	Location: Facility:
<u>Percent Asbestos:</u> <i>None Detected</i>	<u>Percent Non-Asbestos Fibrous Material:</u> 10 Cellulose	<u>Percent Non-Fibrous Material:</u> 90

Lab No.: 7691417 Client No.: OH45754-74	Analyst Observation: Tan Vinyl Sheet Flooring Client Description:	Location: Facility:
<u>Percent Asbestos:</u> <i>None Detected</i>	<u>Percent Non-Asbestos Fibrous Material:</u> 15 Cellulose	<u>Percent Non-Fibrous Material:</u> 85

Please refer to the Appendix of this report for further information regarding your analysis.

Date Received: 11/6/2023
Date Analyzed: 11/08/2023
Signature:
Analyst: Maxamillian Roselli

Approved By:
Frank E. Ehrenfeld, III
Laboratory Director

CERTIFICATE OF ANALYSIS

Client: EA Group 7118 Industrial Park Mentor OH 44060	Report Date: 11/8/2023 Report No.: 692050 - PLM Project: OH45754 Project No.: 2311-033	Rev #2, 11/14/2023
Client: EAG482		

PLM BULK SAMPLE ANALYSIS SUMMARY

Lab No.: 7691418 Client No.: OH45754-75	Analyst Observation: Tan Vinyl Sheet Flooring Client Description:	Location: Facility:
<u>Percent Asbestos:</u> <i>None Detected</i>	<u>Percent Non-Asbestos Fibrous Material:</u> 15 Cellulose	<u>Percent Non-Fibrous Material:</u> 85
Lab No.: 7691419 Client No.: OH45754-76	Analyst Observation: Brown Vinyl Sheet Flooring Client Description:	Location: Facility:
<u>Percent Asbestos:</u> <i>None Detected</i>	<u>Percent Non-Asbestos Fibrous Material:</u> 15 Cellulose	<u>Percent Non-Fibrous Material:</u> 85
Lab No.: 7691420 Client No.: OH45754-77	Analyst Observation: Brown Vinyl Sheet Flooring Client Description:	Location: Facility:
<u>Percent Asbestos:</u> <i>None Detected</i>	<u>Percent Non-Asbestos Fibrous Material:</u> 15 Cellulose	<u>Percent Non-Fibrous Material:</u> 85
Lab No.: 7691421 Client No.: OH45754-78	Analyst Observation: Off-White Vinyl Sheet Flooring Client Description:	Location: Facility:
<u>Percent Asbestos:</u> <i>None Detected</i>	<u>Percent Non-Asbestos Fibrous Material:</u> 15 Cellulose	<u>Percent Non-Fibrous Material:</u> 85
Lab No.: 7691422 Client No.: OH45754-79	Analyst Observation: Off-White Vinyl Sheet Flooring Client Description:	Location: Facility:
<u>Percent Asbestos:</u> <i>None Detected</i>	<u>Percent Non-Asbestos Fibrous Material:</u> 15 Cellulose	<u>Percent Non-Fibrous Material:</u> 85
Lab No.: 7691423 Client No.: OH45754-80	Analyst Observation: Grey Vinyl Sheet Flooring Client Description:	Location: Facility:
<u>Percent Asbestos:</u> <i>None Detected</i>	<u>Percent Non-Asbestos Fibrous Material:</u> None Detected	<u>Percent Non-Fibrous Material:</u> 100

Please refer to the Appendix of this report for further information regarding your analysis.

Date Received: 11/6/2023
Date Analyzed: 11/08/2023
Signature:
Analyst: Maxamillian Roselli

Approved By:
Frank E. Ehrenfeld, III
Laboratory Director

CERTIFICATE OF ANALYSIS

Client: EA Group	Report Date: 11/8/2023	
7118 Industrial Park	Report No.: 692050 - PLM	Rev #2, 11/14/2023
Mentor OH 44060	Project: OH45754	
Client: EAG482	Project No.: 2311-033	


PLM BULK SAMPLE ANALYSIS SUMMARY

Lab No.: 7691424	Analyst Observation: Grey Vinyl Sheet Flooring	Location:
Client No.: OH45754-81	Client Description:	Facility:
<u>Percent Asbestos:</u> <i>None Detected</i>	<u>Percent Non-Asbestos Fibrous Material:</u> None Detected	<u>Percent Non-Fibrous Material:</u> 100


Please refer to the Appendix of this report for further information regarding your analysis.

Date Received: 11/6/2023

Date Analyzed: 11/08/2023

Signature: 

Analyst: Maxamillian Roselli

Approved By: 

Frank E. Ehrenfeld, III
Laboratory Director


CERTIFICATE OF ANALYSIS


Client: EA Group 7118 Industrial Park Mentor OH 44060	Report Date: 11/8/2023 Report No.: 692050 - PLM Project: OH45754 Project No.: 2311-033	Rev #2, 11/14/2023
Client: EAG482		

PLM BULK SAMPLE ANALYSIS SUMMARY

Lab No.: 7691425 Client No.: OH45754-82	Analyst Observation: Lt Tan Drywall Client Description:	Location: Facility:
<u>Percent Asbestos:</u> <i>None Detected</i>	<u>Percent Non-Asbestos Fibrous Material:</u> 10 Cellulose	<u>Percent Non-Fibrous Material:</u> 90
Lab No.: 7691425(L2) Client No.: OH45754-82	Analyst Observation: White Joint Compound Client Description:	Location: Facility:
<u>Percent Asbestos:</u> <i>None Detected</i>	<u>Percent Non-Asbestos Fibrous Material:</u> None Detected	<u>Percent Non-Fibrous Material:</u> 100
Lab No.: 7691426 Client No.: OH45754-83	Analyst Observation: Lt Tan Drywall Client Description:	Location: Facility:
<u>Percent Asbestos:</u> <i>None Detected</i>	<u>Percent Non-Asbestos Fibrous Material:</u> 10 Cellulose	<u>Percent Non-Fibrous Material:</u> 90
Lab No.: 7691426(L2) Client No.: OH45754-83	Analyst Observation: White Joint Compound Client Description:	Location: Facility:
<u>Percent Asbestos:</u> <i>None Detected</i>	<u>Percent Non-Asbestos Fibrous Material:</u> None Detected	<u>Percent Non-Fibrous Material:</u> 100
Lab No.: 7691427 Client No.: OH45754-84	Analyst Observation: Lt Tan Drywall Client Description:	Location: Facility:
<u>Percent Asbestos:</u> <i>None Detected</i>	<u>Percent Non-Asbestos Fibrous Material:</u> 10 Cellulose	<u>Percent Non-Fibrous Material:</u> 90
Lab No.: 7691427(L2) Client No.: OH45754-84	Analyst Observation: White Joint Compound Client Description:	Location: Facility:
<u>Percent Asbestos:</u> <i>None Detected</i>	<u>Percent Non-Asbestos Fibrous Material:</u> None Detected	<u>Percent Non-Fibrous Material:</u> 100

Please refer to the Appendix of this report for further information regarding your analysis.

Date Received: 11/6/2023
Date Analyzed: 11/08/2023
Signature: 
Analyst: Ellen Smith

Approved By: 
Frank E. Ehrenfeld, III
Laboratory Director

CERTIFICATE OF ANALYSIS

Client: EA Group 7118 Industrial Park Mentor OH 44060	Report Date: 11/8/2023 Report No.: 692050 - PLM Project: OH45754 Project No.: 2311-033	Rev #2, 11/14/2023
Client: EAG482		

PLM BULK SAMPLE ANALYSIS SUMMARY

Lab No.: 7691428 Client No.: OH45754-85	Analyst Observation: Lt Tan Drywall Client Description:	Location: Facility:
<u>Percent Asbestos:</u> <i>None Detected</i>	<u>Percent Non-Asbestos Fibrous Material:</u> 10 Cellulose	<u>Percent Non-Fibrous Material:</u> 90
Lab No.: 7691428(L2) Client No.: OH45754-85	Analyst Observation: White Joint Compound Client Description:	Location: Facility:
<u>Percent Asbestos:</u> <i>None Detected</i>	<u>Percent Non-Asbestos Fibrous Material:</u> None Detected	<u>Percent Non-Fibrous Material:</u> 100
Lab No.: 7691429 Client No.: OH45754-86	Analyst Observation: Lt Tan Drywall Client Description:	Location: Facility:
<u>Percent Asbestos:</u> <i>None Detected</i>	<u>Percent Non-Asbestos Fibrous Material:</u> 10 Cellulose	<u>Percent Non-Fibrous Material:</u> 90
Lab No.: 7691429(L2) Client No.: OH45754-86	Analyst Observation: White Joint Compound Client Description:	Location: Facility:
<u>Percent Asbestos:</u> <i>None Detected</i>	<u>Percent Non-Asbestos Fibrous Material:</u> None Detected	<u>Percent Non-Fibrous Material:</u> 100
Lab No.: 7691429(L3) Client No.: OH45754-86	Analyst Observation: White Joint Compound Client Description:	Location: Facility:
<u>Percent Asbestos:</u> <i>None Detected</i>	<u>Percent Non-Asbestos Fibrous Material:</u> None Detected	<u>Percent Non-Fibrous Material:</u> 100
Lab No.: 7691430 Client No.: OH45754-87	Analyst Observation: Lt Tan Drywall Client Description:	Location: Facility:
<u>Percent Asbestos:</u> <i>None Detected</i>	<u>Percent Non-Asbestos Fibrous Material:</u> 10 Cellulose	<u>Percent Non-Fibrous Material:</u> 90

Please refer to the Appendix of this report for further information regarding your analysis.

Date Received: 11/6/2023
Date Analyzed: 11/08/2023
Signature:
Analyst: Ellen Smith

Approved By:
Frank E. Ehrenfeld, III
Laboratory Director

CERTIFICATE OF ANALYSIS

Client: EA Group 7118 Industrial Park Mentor OH 44060	Report Date: 11/8/2023 Report No.: 692050 - PLM Project: OH45754 Project No.: 2311-033	Rev #2, 11/14/2023
Client: EAG482		

PLM BULK SAMPLE ANALYSIS SUMMARY

Lab No.: 7691430(L2) Client No.: OH45754-87	Analyst Observation: White Joint Compound Client Description:	Location: Facility:
<u>Percent Asbestos:</u> <i>None Detected</i>	<u>Percent Non-Asbestos Fibrous Material:</u> None Detected	<u>Percent Non-Fibrous Material:</u> 100

Lab No.: 7691431 Client No.: OH45754-88	Analyst Observation: Pink Sink Undercoating Client Description:	Location: Facility:
<u>Percent Asbestos:</u> <i>PC 2.1 Chrysotile</i>	<u>Percent Non-Asbestos Fibrous Material:</u> None Detected	<u>Percent Non-Fibrous Material:</u> 97.9

Lab No.: 7691432 Client No.: OH45754-89	Analyst Observation: Sample Not Analyzed Client Description:	Location: Facility:
<u>Percent Asbestos:</u> <i>Sample Not Analyzed</i>	<u>Percent Non-Asbestos Fibrous Material:</u> Sample Not Analyzed	<u>Percent Non-Fibrous Material:</u>

Lab No.: 7691433 Client No.: OH45754-90	Analyst Observation: Off-White Vinyl Sheet Flooring Client Description:	Location: Facility:
<u>Percent Asbestos:</u> <i>None Detected</i>	<u>Percent Non-Asbestos Fibrous Material:</u> 10 Cellulose 1 Fibrous Glass	<u>Percent Non-Fibrous Material:</u> 89

Insufficient mastic to analyze

Lab No.: 7691434 Client No.: OH45754-91	Analyst Observation: Off-White Vinyl Sheet Flooring Client Description:	Location: Facility:
<u>Percent Asbestos:</u> <i>None Detected</i>	<u>Percent Non-Asbestos Fibrous Material:</u> 10 Cellulose 1 Fibrous Glass	<u>Percent Non-Fibrous Material:</u> 89

Insufficient mastic to analyze

Lab No.: 7691435 Client No.: OH45754-92	Analyst Observation: Tan/Brown Vinyl Sheet Flooring Client Description:	Location: Facility:
<u>Percent Asbestos:</u> <i>None Detected</i>	<u>Percent Non-Asbestos Fibrous Material:</u> 65 Cellulose	<u>Percent Non-Fibrous Material:</u> 35

Note: No mastic present

Please refer to the Appendix of this report for further information regarding your analysis.

Date Received: 11/6/2023
Date Analyzed: 11/08/2023
Signature:
Analyst: Ellen Smith

Approved By:
Frank E. Ehrenfeld, III
Laboratory Director

CERTIFICATE OF ANALYSIS

Client: EA Group 7118 Industrial Park Mentor OH 44060	Report Date: 11/8/2023 Report No.: 692050 - PLM Project: OH45754 Project No.: 2311-033	Rev #2, 11/14/2023
Client: EAG482		

PLM BULK SAMPLE ANALYSIS SUMMARY

Lab No.: 7691436 **Analyst Observation:** Tan/Brown Vinyl Sheet Flooring **Location:**
 Client No.: OH45754-93 **Client Description:** **Facility:**
Percent Asbestos: Percent Non-Asbestos Fibrous Material: Percent Non-Fibrous Material:
None Detected 65 Cellulose 35

Note: No mastic present

Lab No.: 7691437 **Analyst Observation:** Beige/Brown Vinyl Sheet Flooring **Location:**
 Client No.: OH45754-94 **Client Description:** **Facility:**
Percent Asbestos: Percent Non-Asbestos Fibrous Material: Percent Non-Fibrous Material:
None Detected 70 Cellulose 30

Note: No mastic present

Lab No.: 7691438 **Analyst Observation:** Beige/Brown Vinyl Sheet Flooring **Location:**
 Client No.: OH45754-95 **Client Description:** **Facility:**
Percent Asbestos: Percent Non-Asbestos Fibrous Material: Percent Non-Fibrous Material:
None Detected 75 Cellulose 25


Note: No mastic present


Lab No.: 7691439 **Analyst Observation:** Beige/Black Fiberboard **Location:**
 Client No.: OH45754-96 **Client Description:** **Facility:**
Percent Asbestos: Percent Non-Asbestos Fibrous Material: Percent Non-Fibrous Material:
None Detected 99 Cellulose 1

Lab No.: 7691440 **Analyst Observation:** Beige/Black Fiberboard **Location:**
 Client No.: OH45754-97 **Client Description:** **Facility:**
Percent Asbestos: Percent Non-Asbestos Fibrous Material: Percent Non-Fibrous Material:
None Detected 99 Cellulose 1

Lab No.: 7691441 **Analyst Observation:** Lt Tan Drywall **Location:**
 Client No.: OH45754-98 **Client Description:** **Facility:**
Percent Asbestos: Percent Non-Asbestos Fibrous Material: Percent Non-Fibrous Material:
None Detected 10 Cellulose 90

Please refer to the Appendix of this report for further information regarding your analysis.

Date Received: 11/6/2023
 Date Analyzed: 11/08/2023
 Signature: 
 Analyst: Ellen Smith

Approved By: 
 Frank E. Ehrenfeld, III
 Laboratory Director

CERTIFICATE OF ANALYSIS

Client: EA Group 7118 Industrial Park Mentor OH 44060	Report Date: 11/8/2023 Report No.: 692050 - PLM Project: OH45754 Project No.: 2311-033	Rev #2, 11/14/2023
Client: EAG482		

PLM BULK SAMPLE ANALYSIS SUMMARY

Lab No.: 7691441(L2) Client No.: OH45754-98	Analyst Observation: White Joint Compound Client Description:	Location: Facility:
<u>Percent Asbestos:</u> <i>None Detected</i>	<u>Percent Non-Asbestos Fibrous Material:</u> None Detected	<u>Percent Non-Fibrous Material:</u> 100

Lab No.: 7691442 Client No.: OH45754-99	Analyst Observation: Lt Tan Drywall Client Description:	Location: Facility:
<u>Percent Asbestos:</u> <i>None Detected</i>	<u>Percent Non-Asbestos Fibrous Material:</u> 10 Cellulose	<u>Percent Non-Fibrous Material:</u> 90


Lab No.: 7691442(L2) Client No.: OH45754-99	Analyst Observation: White Joint Compound Client Description:	Location: Facility:
<u>Percent Asbestos:</u> <i>None Detected</i>	<u>Percent Non-Asbestos Fibrous Material:</u> None Detected	<u>Percent Non-Fibrous Material:</u> 100


Lab No.: 7691443 Client No.: OH45754-100	Analyst Observation: Lt Tan Drywall Client Description:	Location: Facility:
<u>Percent Asbestos:</u> <i>None Detected</i>	<u>Percent Non-Asbestos Fibrous Material:</u> 10 Cellulose	<u>Percent Non-Fibrous Material:</u> 90

Lab No.: 7691443(L2) Client No.: OH45754-100	Analyst Observation: White Joint Compound Client Description:	Location: Facility:
<u>Percent Asbestos:</u> <i>None Detected</i>	<u>Percent Non-Asbestos Fibrous Material:</u> None Detected	<u>Percent Non-Fibrous Material:</u> 100

Lab No.: 7691444 Client No.: OH45754-101	Analyst Observation: Lt Tan Drywall Client Description:	Location: Facility:
<u>Percent Asbestos:</u> <i>None Detected</i>	<u>Percent Non-Asbestos Fibrous Material:</u> 10 Cellulose	<u>Percent Non-Fibrous Material:</u> 90

Please refer to the Appendix of this report for further information regarding your analysis.

Date Received: 11/6/2023
Date Analyzed: 11/08/2023
Signature: 
Analyst: Ellen Smith

Approved By: 
Frank E. Ehrenfeld, III
Laboratory Director

CERTIFICATE OF ANALYSIS

Client: EA Group 7118 Industrial Park Mentor OH 44060	Report Date: 11/8/2023 Report No.: 692050 - PLM Project: OH45754 Project No.: 2311-033	Rev #2, 11/14/2023
Client: EAG482		

PLM BULK SAMPLE ANALYSIS SUMMARY

Lab No.: 7691444(L2) Client No.: OH45754-101	Analyst Observation: White Joint Compound Client Description:	Location: Facility:
<u>Percent Asbestos:</u> <i>None Detected</i>	<u>Percent Non-Asbestos Fibrous Material:</u> None Detected	<u>Percent Non-Fibrous Material:</u> 100

Lab No.: 7691445 Client No.: OH45754-102	Analyst Observation: Off-White/Green Vinyl Sheet Flooring Client Description:	Location: Facility:
<u>Percent Asbestos:</u> <i>None Detected</i>	<u>Percent Non-Asbestos Fibrous Material:</u> 13 Cellulose 2 Fibrous Glass	<u>Percent Non-Fibrous Material:</u> 85

Insufficient mastic to analyze


Lab No.: 7691446 Client No.: OH45754-103	Analyst Observation: Off-White/Green Vinyl Sheet Flooring Client Description:	Location: Facility:
<u>Percent Asbestos:</u> <i>None Detected</i>	<u>Percent Non-Asbestos Fibrous Material:</u> 13 Cellulose 2 Fibrous Glass	<u>Percent Non-Fibrous Material:</u> 85


Lab No.: 7691446(L2) Client No.: OH45754-103	Analyst Observation: Off-White Mastic Client Description:	Location: Facility:
<u>Percent Asbestos:</u> <i>None Detected</i>	<u>Percent Non-Asbestos Fibrous Material:</u> None Detected	<u>Percent Non-Fibrous Material:</u> 100

Lab No.: 7691447 Client No.: OH45754-104	Analyst Observation: Off-White Vinyl Sheet Flooring Client Description:	Location: Facility:
<u>Percent Asbestos:</u> <i>None Detected</i>	<u>Percent Non-Asbestos Fibrous Material:</u> 13 Cellulose 2 Fibrous Glass	<u>Percent Non-Fibrous Material:</u> 85

Lab No.: 7691447(L2) Client No.: OH45754-104	Analyst Observation: Off-White Mastic Client Description:	Location: Facility:
<u>Percent Asbestos:</u> <i>None Detected</i>	<u>Percent Non-Asbestos Fibrous Material:</u> None Detected	<u>Percent Non-Fibrous Material:</u> 100

Please refer to the Appendix of this report for further information regarding your analysis.

Date Received: 11/6/2023
Date Analyzed: 11/08/2023
Signature: 
Analyst: Ellen Smith

Approved By: 
Frank E. Ehrenfeld, III
Laboratory Director

CERTIFICATE OF ANALYSIS

Client: EA Group 7118 Industrial Park Mentor OH 44060	Report Date: 11/8/2023 Report No.: 692050 - PLM Project: OH45754 Project No.: 2311-033	Rev #2, 11/14/2023
Client: EAG482		

PLM BULK SAMPLE ANALYSIS SUMMARY

Lab No.: 7691448 Client No.: OH45754-105	Analyst Observation: Off-White Vinyl Sheet Flooring Client Description:	Location: Facility:
<u>Percent Asbestos:</u> <i>None Detected</i>	<u>Percent Non-Asbestos Fibrous Material:</u> 13 Cellulose 2 Fibrous Glass	<u>Percent Non-Fibrous Material:</u> 85

Lab No.: 7691448(L2) Client No.: OH45754-105	Analyst Observation: Off-White Mastic Client Description:	Location: Facility:
<u>Percent Asbestos:</u> <i>None Detected</i>	<u>Percent Non-Asbestos Fibrous Material:</u> None Detected	<u>Percent Non-Fibrous Material:</u> 100


Lab No.: 7691449 Client No.: OH45754-106	Analyst Observation: Off-White Vinyl Sheet Flooring Client Description:	Location: Facility:
<u>Percent Asbestos:</u> <i>None Detected</i>	<u>Percent Non-Asbestos Fibrous Material:</u> 13 Cellulose 2 Fibrous Glass	<u>Percent Non-Fibrous Material:</u> 85


Lab No.: 7691449(L2) Client No.: OH45754-106	Analyst Observation: Off-White Mastic Client Description:	Location: Facility:
<u>Percent Asbestos:</u> <i>None Detected</i>	<u>Percent Non-Asbestos Fibrous Material:</u> None Detected	<u>Percent Non-Fibrous Material:</u> 100

Lab No.: 7691450 Client No.: OH45754-107	Analyst Observation: Off-White Vinyl Sheet Flooring Client Description:	Location: Facility:
<u>Percent Asbestos:</u> <i>None Detected</i>	<u>Percent Non-Asbestos Fibrous Material:</u> 13 Cellulose 2 Fibrous Glass	<u>Percent Non-Fibrous Material:</u> 85

Lab No.: 7691450(L2) Client No.: OH45754-107	Analyst Observation: Off-White Mastic Client Description:	Location: Facility:
<u>Percent Asbestos:</u> <i>None Detected</i>	<u>Percent Non-Asbestos Fibrous Material:</u> None Detected	<u>Percent Non-Fibrous Material:</u> 100

Please refer to the Appendix of this report for further information regarding your analysis.

Date Received: 11/6/2023
Date Analyzed: 11/08/2023
Signature: 
Analyst: Ellen Smith

Approved By: 
Frank E. Ehrenfeld, III
Laboratory Director

CERTIFICATE OF ANALYSIS

Client: EA Group 7118 Industrial Park Mentor OH 44060	Report Date: 11/8/2023 Report No.: 692050 - PLM Project: OH45754 Project No.: 2311-033	Rev #2, 11/14/2023
Client: EAG482		

PLM BULK SAMPLE ANALYSIS SUMMARY

Lab No.: 7691451 Client No.: OH45754-108	Analyst Observation: Lt Tan Drywall Client Description:	Location: Facility:
<u>Percent Asbestos:</u> <i>None Detected</i>	<u>Percent Non-Asbestos Fibrous Material:</u> 10 Cellulose	<u>Percent Non-Fibrous Material:</u> 90

Lab No.: 7691451(L2) Client No.: OH45754-108	Analyst Observation: White Joint Compound Client Description:	Location: Facility:
<u>Percent Asbestos:</u> <i>None Detected</i>	<u>Percent Non-Asbestos Fibrous Material:</u> None Detected	<u>Percent Non-Fibrous Material:</u> 100

Lab No.: 7691452 Client No.: OH45754-109	Analyst Observation: Lt Tan Drywall Client Description:	Location: Facility:
<u>Percent Asbestos:</u> <i>None Detected</i>	<u>Percent Non-Asbestos Fibrous Material:</u> 10 Cellulose	<u>Percent Non-Fibrous Material:</u> 90

Lab No.: 7691452(L2) Client No.: OH45754-109	Analyst Observation: White Joint Compound Client Description:	Location: Facility:
<u>Percent Asbestos:</u> <i>None Detected</i>	<u>Percent Non-Asbestos Fibrous Material:</u> None Detected	<u>Percent Non-Fibrous Material:</u> 100


Lab No.: 7691453 Client No.: OH45754-110	Analyst Observation: Grey Floor Tile Client Description:	Location: Facility:
<u>Percent Asbestos:</u> <i>None Detected</i>	<u>Percent Non-Asbestos Fibrous Material:</u> None Detected	<u>Percent Non-Fibrous Material:</u> 100


Insufficient mastic to analyze

Lab No.: 7691454 Client No.: OH45754-111	Analyst Observation: Grey Floor Tile Client Description:	Location: Facility:
<u>Percent Asbestos:</u> <i>None Detected</i>	<u>Percent Non-Asbestos Fibrous Material:</u> None Detected	<u>Percent Non-Fibrous Material:</u> 100

Insufficient mastic to analyze

Please refer to the Appendix of this report for further information regarding your analysis.

Date Received: 11/6/2023
Date Analyzed: 11/08/2023
Signature: 
Analyst: Ellen Smith

Approved By: 
Frank E. Ehrenfeld, III
Laboratory Director

CERTIFICATE OF ANALYSIS

Client: EA Group 7118 Industrial Park Mentor OH 44060	Report Date: 11/8/2023 Report No.: 692050 - PLM Project: OH45754 Project No.: 2311-033	Rev #2, 11/14/2023
Client: EAG482		

PLM BULK SAMPLE ANALYSIS SUMMARY

Lab No.: 7691455 Client No.: OH45754-112	Analyst Observation: Tan Vinyl Sheet Flooring Client Description:	Location: Facility:
<u>Percent Asbestos:</u> <i>None Detected</i>	<u>Percent Non-Asbestos Fibrous Material:</u> None Detected	<u>Percent Non-Fibrous Material:</u> 100

Note: No mastic present

Lab No.: 7691455(L2) Client No.: OH45754-112	Analyst Observation: Off-White Vinyl Sheet Flooring Client Description:	Location: Facility:
<u>Percent Asbestos:</u> <i>None Detected</i>	<u>Percent Non-Asbestos Fibrous Material:</u> None Detected	<u>Percent Non-Fibrous Material:</u> 100

Note: No mastic present

Lab No.: 7691455(L3) Client No.: OH45754-112	Analyst Observation: Blue/Black Vinyl Sheet Flooring Client Description:	Location: Facility:
<u>Percent Asbestos:</u> <i>None Detected</i>	<u>Percent Non-Asbestos Fibrous Material:</u> 10 Cellulose	<u>Percent Non-Fibrous Material:</u> 90

Note: No mastic present


Lab No.: 7691456 Client No.: OH45754-113	Analyst Observation: Tan Vinyl Sheet Flooring Client Description:	Location: Facility:
<u>Percent Asbestos:</u> <i>None Detected</i>	<u>Percent Non-Asbestos Fibrous Material:</u> None Detected	<u>Percent Non-Fibrous Material:</u> 100


Note: No mastic present

Lab No.: 7691456(L2) Client No.: OH45754-113	Analyst Observation: Off-White Vinyl Sheet Flooring Client Description:	Location: Facility:
<u>Percent Asbestos:</u> <i>None Detected</i>	<u>Percent Non-Asbestos Fibrous Material:</u> None Detected	<u>Percent Non-Fibrous Material:</u> 100

Note: No mastic present

Please refer to the Appendix of this report for further information regarding your analysis.

Date Received: 11/6/2023
Date Analyzed: 11/08/2023
Signature: 
Analyst: Ellen Smith

Approved By: 
Frank E. Ehrenfeld, III
Laboratory Director

CERTIFICATE OF ANALYSIS

Client: EA Group	Report Date: 11/8/2023	
7118 Industrial Park	Report No.: 692050 - PLM	Rev #2, 11/14/2023
Mentor OH 44060	Project: OH45754	
Client: EAG482	Project No.: 2311-033	

PLM BULK SAMPLE ANALYSIS SUMMARY

Lab No.: 7691456(L3)	Analyst Observation: Blue/Black Vinyl Sheet Flooring	Location:
Client No.: OH45754-113	Client Description:	Facility:
<u>Percent Asbestos:</u>	<u>Percent Non-Asbestos Fibrous Material:</u>	<u>Percent Non-Fibrous Material:</u>
<i>None Detected</i>	10 Cellulose	90

Note: No mastic present

Lab No.: 7691457	Analyst Observation: Tan/Black Vinyl Sheet Flooring	Location:
Client No.: OH45754-114	Client Description:	Facility:
<u>Percent Asbestos:</u>	<u>Percent Non-Asbestos Fibrous Material:</u>	<u>Percent Non-Fibrous Material:</u>
<i>None Detected</i>	85 Cellulose	15


Lab No.: 7691457(L2)	Analyst Observation: Brown Mastic	Location:
Client No.: OH45754-114	Client Description:	Facility:
<u>Percent Asbestos:</u>	<u>Percent Non-Asbestos Fibrous Material:</u>	<u>Percent Non-Fibrous Material:</u>
<i>None Detected</i>	1 Cellulose	99


Lab No.: 7691458	Analyst Observation: Tan/Black Vinyl Sheet Flooring	Location:
Client No.: OH45754-115	Client Description:	Facility:
<u>Percent Asbestos:</u>	<u>Percent Non-Asbestos Fibrous Material:</u>	<u>Percent Non-Fibrous Material:</u>
<i>None Detected</i>	80 Cellulose	20

Lab No.: 7691458(L2)	Analyst Observation: Brown Mastic	Location:
Client No.: OH45754-115	Client Description:	Facility:
<u>Percent Asbestos:</u>	<u>Percent Non-Asbestos Fibrous Material:</u>	<u>Percent Non-Fibrous Material:</u>
<i>None Detected</i>	1 Cellulose	99

Lab No.: 7691459	Analyst Observation: Lt Tan Drywall	Location:
Client No.: OH45754-116	Client Description:	Facility:
<u>Percent Asbestos:</u>	<u>Percent Non-Asbestos Fibrous Material:</u>	<u>Percent Non-Fibrous Material:</u>
<i>None Detected</i>	10 Cellulose	90

Please refer to the Appendix of this report for further information regarding your analysis.

Date Received: 11/6/2023
 Date Analyzed: 11/08/2023
 Signature: 
 Analyst: Ellen Smith

Approved By: 
 Frank E. Ehrenfeld, III
 Laboratory Director

CERTIFICATE OF ANALYSIS

Client: EA Group 7118 Industrial Park Mentor OH 44060	Report Date: 11/8/2023 Report No.: 692050 - PLM Project: OH45754 Project No.: 2311-033	Rev #2, 11/14/2023
Client: EAG482		

PLM BULK SAMPLE ANALYSIS SUMMARY

Lab No.: 7691459(L2) Client No.: OH45754-116	Analyst Observation: White Joint Compound Client Description:	Location: Facility:
<u>Percent Asbestos:</u> <i>None Detected</i>	<u>Percent Non-Asbestos Fibrous Material:</u> None Detected	<u>Percent Non-Fibrous Material:</u> 100

Lab No.: 7691460 Client No.: OH45754-117	Analyst Observation: Lt Tan Drywall Client Description:	Location: Facility:
<u>Percent Asbestos:</u> <i>None Detected</i>	<u>Percent Non-Asbestos Fibrous Material:</u> 10 Cellulose	<u>Percent Non-Fibrous Material:</u> 90

Lab No.: 7691460(L2) Client No.: OH45754-117	Analyst Observation: White Joint Compound Client Description:	Location: Facility:
<u>Percent Asbestos:</u> <i>None Detected</i>	<u>Percent Non-Asbestos Fibrous Material:</u> None Detected	<u>Percent Non-Fibrous Material:</u> 100

Lab No.: 7691460(L3) Client No.: OH45754-117	Analyst Observation: White Joint Compound Client Description:	Location: Facility:
<u>Percent Asbestos:</u> <i>None Detected</i>	<u>Percent Non-Asbestos Fibrous Material:</u> None Detected	<u>Percent Non-Fibrous Material:</u> 100

Lab No.: 7691461 Client No.: OH45754-118	Analyst Observation: Lt Tan Drywall Client Description:	Location: Facility:
<u>Percent Asbestos:</u> <i>None Detected</i>	<u>Percent Non-Asbestos Fibrous Material:</u> 10 Cellulose	<u>Percent Non-Fibrous Material:</u> 90

Lab No.: 7691461(L2) Client No.: OH45754-118	Analyst Observation: White Joint Compound Client Description:	Location: Facility:
<u>Percent Asbestos:</u> <i>None Detected</i>	<u>Percent Non-Asbestos Fibrous Material:</u> None Detected	<u>Percent Non-Fibrous Material:</u> 100

Please refer to the Appendix of this report for further information regarding your analysis.

Date Received: 11/6/2023
Date Analyzed: 11/08/2023
Signature:
Analyst: Ellen Smith

Approved By:
Frank E. Ehrenfeld, III
Laboratory Director

CERTIFICATE OF ANALYSIS

Client: EA Group 7118 Industrial Park Mentor OH 44060	Report Date: 11/8/2023 Report No.: 692050 - PLM Project: OH45754 Project No.: 2311-033	Rev #2, 11/14/2023
Client: EAG482		

PLM BULK SAMPLE ANALYSIS SUMMARY

Lab No.: 7691462 Client No.: OH45754-119	Analyst Observation: Lt Tan Drywall Client Description:	Location: Facility:
<u>Percent Asbestos:</u> <i>None Detected</i>	<u>Percent Non-Asbestos Fibrous Material:</u> 10 Cellulose	<u>Percent Non-Fibrous Material:</u> 90

Lab No.: 7691462(L2) Client No.: OH45754-119	Analyst Observation: White Joint Compound Client Description:	Location: Facility:
<u>Percent Asbestos:</u> <i>None Detected</i>	<u>Percent Non-Asbestos Fibrous Material:</u> None Detected	<u>Percent Non-Fibrous Material:</u> 100

Lab No.: 7691463 Client No.: OH45754-120	Analyst Observation: Lt Grey Plaster Client Description:	Location: Facility:
<u>Percent Asbestos:</u> <i>None Detected</i>	<u>Percent Non-Asbestos Fibrous Material:</u> 2 Cellulose	<u>Percent Non-Fibrous Material:</u> 98

Lab No.: 7691464 Client No.: OH45754-121	Analyst Observation: Lt Grey Plaster Client Description:	Location: Facility:
<u>Percent Asbestos:</u> <i>None Detected</i>	<u>Percent Non-Asbestos Fibrous Material:</u> 2 Cellulose	<u>Percent Non-Fibrous Material:</u> 98

Lab No.: 7691465 Client No.: OH45754-122	Analyst Observation: Lt Grey Plaster Client Description:	Location: Facility:
<u>Percent Asbestos:</u> <i>None Detected</i>	<u>Percent Non-Asbestos Fibrous Material:</u> 2 Cellulose	<u>Percent Non-Fibrous Material:</u> 98

Lab No.: 7691466 Client No.: OH45754-123	Analyst Observation: Lt Grey Plaster Client Description:	Location: Facility:
<u>Percent Asbestos:</u> <i>None Detected</i>	<u>Percent Non-Asbestos Fibrous Material:</u> 2 Cellulose	<u>Percent Non-Fibrous Material:</u> 98

Please refer to the Appendix of this report for further information regarding your analysis.

Date Received: 11/6/2023
Date Analyzed: 11/08/2023
Signature:
Analyst: Ellen Smith

Approved By:
Frank E. Ehrenfeld, III
Laboratory Director

CERTIFICATE OF ANALYSIS

Client: EA Group 7118 Industrial Park Mentor OH 44060	Report Date: 11/8/2023 Report No.: 692050 - PLM Project: OH45754 Project No.: 2311-033	Rev #2, 11/14/2023
Client: EAG482		

PLM BULK SAMPLE ANALYSIS SUMMARY

Lab No.: 7691467 Client No.: OH45754-124	Analyst Observation: Lt Grey Plaster Client Description:	Location: Facility:
<u>Percent Asbestos:</u> None Detected	<u>Percent Non-Asbestos Fibrous Material:</u> 2 Cellulose	<u>Percent Non-Fibrous Material:</u> 98

Lab No.: 7691468 Client No.: OH45754-125	Analyst Observation: Lt Grey Plaster Client Description:	Location: Facility:
<u>Percent Asbestos:</u> None Detected	<u>Percent Non-Asbestos Fibrous Material:</u> 2 Cellulose	<u>Percent Non-Fibrous Material:</u> 98

Lab No.: 7691469 Client No.: OH45754-126	Analyst Observation: Grey Vinyl Sheet Flooring Client Description:	Location: Facility:
<u>Percent Asbestos:</u> None Detected	<u>Percent Non-Asbestos Fibrous Material:</u> None Detected	<u>Percent Non-Fibrous Material:</u> 100

Insufficient mastic to analyze

Lab No.: 7691470 Client No.: OH45754-127	Analyst Observation: Grey Vinyl Sheet Flooring Client Description:	Location: Facility:
<u>Percent Asbestos:</u> None Detected	<u>Percent Non-Asbestos Fibrous Material:</u> None Detected	<u>Percent Non-Fibrous Material:</u> 100

Insufficient mastic to analyze


Lab No.: 7691471 Client No.: OH45754-128	Analyst Observation: Tan/Grey Vinyl Sheet Flooring Client Description:	Location: Facility:
<u>Percent Asbestos:</u> None Detected	<u>Percent Non-Asbestos Fibrous Material:</u> None Detected	<u>Percent Non-Fibrous Material:</u> 100


Note: No mastic present

Lab No.: 7691472 Client No.: OH45754-129	Analyst Observation: Tan/Grey Vinyl Sheet Flooring Client Description:	Location: Facility:
<u>Percent Asbestos:</u> None Detected	<u>Percent Non-Asbestos Fibrous Material:</u> None Detected	<u>Percent Non-Fibrous Material:</u> 100

Note: No mastic present

Please refer to the Appendix of this report for further information regarding your analysis.

Date Received: 11/6/2023
Date Analyzed: 11/08/2023
Signature: 
Analyst: Ellen Smith

Approved By: 
Frank E. Ehrenfeld, III
Laboratory Director

CERTIFICATE OF ANALYSIS

Client: EA Group 7118 Industrial Park Mentor OH 44060	Report Date: 11/8/2023 Report No.: 692050 - PLM Project: OH45754 Project No.: 2311-033	Rev #2, 11/14/2023
Client: EAG482		

PLM BULK SAMPLE ANALYSIS SUMMARY

Lab No.: 7691473 Client No.: OH45754-130	Analyst Observation: Lt Tan Drywall Client Description:	Location: Facility:
<u>Percent Asbestos:</u> <i>None Detected</i>	<u>Percent Non-Asbestos Fibrous Material:</u> 10 Cellulose	<u>Percent Non-Fibrous Material:</u> 90

Lab No.: 7691473(L2) Client No.: OH45754-130	Analyst Observation: White Joint Compound Client Description:	Location: Facility:
<u>Percent Asbestos:</u> <i>None Detected</i>	<u>Percent Non-Asbestos Fibrous Material:</u> None Detected	<u>Percent Non-Fibrous Material:</u> 100

Lab No.: 7691474 Client No.: OH45754-131	Analyst Observation: Lt Tan Drywall Client Description:	Location: Facility:
<u>Percent Asbestos:</u> <i>None Detected</i>	<u>Percent Non-Asbestos Fibrous Material:</u> 10 Cellulose	<u>Percent Non-Fibrous Material:</u> 90

Lab No.: 7691474(L2) Client No.: OH45754-131	Analyst Observation: White Joint Compound Client Description:	Location: Facility:
<u>Percent Asbestos:</u> <i>None Detected</i>	<u>Percent Non-Asbestos Fibrous Material:</u> None Detected	<u>Percent Non-Fibrous Material:</u> 100

Lab No.: 7691475 Client No.: OH45754-132	Analyst Observation: Lt Tan Drywall Client Description:	Location: Facility:
<u>Percent Asbestos:</u> <i>None Detected</i>	<u>Percent Non-Asbestos Fibrous Material:</u> 10 Cellulose	<u>Percent Non-Fibrous Material:</u> 90

Lab No.: 7691475(L2) Client No.: OH45754-132	Analyst Observation: White Joint Compound Client Description:	Location: Facility:
<u>Percent Asbestos:</u> <i>None Detected</i>	<u>Percent Non-Asbestos Fibrous Material:</u> None Detected	<u>Percent Non-Fibrous Material:</u> 100

Please refer to the Appendix of this report for further information regarding your analysis.

Date Received: 11/6/2023
Date Analyzed: 11/08/2023
Signature:
Analyst: Ellen Smith

Approved By:
Frank E. Ehrenfeld, III
Laboratory Director

CERTIFICATE OF ANALYSIS

Client: EA Group 7118 Industrial Park Mentor OH 44060	Report Date: 11/8/2023 Report No.: 692050 - PLM Project: OH45754 Project No.: 2311-033	Rev #2, 11/14/2023
Client: EAG482		

PLM BULK SAMPLE ANALYSIS SUMMARY

Lab No.: 7691476 Client No.: OH45754-133	Analyst Observation: Lt Tan Drywall Client Description:	Location: Facility:
<u>Percent Asbestos:</u> None Detected	<u>Percent Non-Asbestos Fibrous Material:</u> 10 Cellulose	<u>Percent Non-Fibrous Material:</u> 90

Lab No.: 7691476(L2) Client No.: OH45754-133	Analyst Observation: White Joint Compound Client Description:	Location: Facility:
<u>Percent Asbestos:</u> None Detected	<u>Percent Non-Asbestos Fibrous Material:</u> None Detected	<u>Percent Non-Fibrous Material:</u> 100

Lab No.: 7691477 Client No.: OH45754-134	Analyst Observation: Beige/Tan Vinyl Sheet Flooring Client Description:	Location: Facility:
<u>Percent Asbestos:</u> None Detected	<u>Percent Non-Asbestos Fibrous Material:</u> None Detected	<u>Percent Non-Fibrous Material:</u> 100

Note: No mastic present


Lab No.: 7691478 Client No.: OH45754-135	Analyst Observation: Beige/Tan Vinyl Sheet Flooring Client Description:	Location: Facility:
<u>Percent Asbestos:</u> None Detected	<u>Percent Non-Asbestos Fibrous Material:</u> None Detected	<u>Percent Non-Fibrous Material:</u> 100


Note: No mastic present

Lab No.: 7691479 Client No.: OH45754-136	Analyst Observation: Off-White Sink Undercoating Client Description:	Location: Facility:
<u>Percent Asbestos:</u> None Detected	<u>Percent Non-Asbestos Fibrous Material:</u> 4 Cellulose	<u>Percent Non-Fibrous Material:</u> 96

Lab No.: 7691480 Client No.: OH45754-137	Analyst Observation: Off-White Sink Undercoating Client Description:	Location: Facility:
<u>Percent Asbestos:</u> None Detected	<u>Percent Non-Asbestos Fibrous Material:</u> 3 Cellulose	<u>Percent Non-Fibrous Material:</u> 97

Please refer to the Appendix of this report for further information regarding your analysis.

Date Received: 11/6/2023
Date Analyzed: 11/08/2023
Signature: 
Analyst: Ellen Smith

Approved By: 
Frank E. Ehrenfeld, III
Laboratory Director

CERTIFICATE OF ANALYSIS

Client: EA Group	Report Date: 11/8/2023	
7118 Industrial Park	Report No.: 692050 - PLM	Rev #2, 11/14/2023
Mentor OH 44060	Project: OH45754	
Client: EAG482	Project No.: 2311-033	

PLM BULK SAMPLE ANALYSIS SUMMARY

Lab No.: 7691481	Analyst Observation: Brown/Lt Grey Vinyl Sheet Flooring	Location:
Client No.: OH45754-138	Client Description:	Facility:
<u>Percent Asbestos:</u>	<u>Percent Non-Asbestos Fibrous Material:</u>	<u>Percent Non-Fibrous Material:</u>
<i>None Detected</i>	None Detected	100

Note: No mastic present

Lab No.: 7691482	Analyst Observation: Brown/Lt Grey Vinyl Sheet Flooring	Location:
Client No.: OH45754-139	Client Description:	Facility:
<u>Percent Asbestos:</u>	<u>Percent Non-Asbestos Fibrous Material:</u>	<u>Percent Non-Fibrous Material:</u>
<i>None Detected</i>	None Detected	100

Note: No mastic present

Lab No.: 7691483	Analyst Observation: Yellow/Black Vinyl Sheet Flooring	Location:
Client No.: OH45754-140	Client Description:	Facility:
<u>Percent Asbestos:</u>	<u>Percent Non-Asbestos Fibrous Material:</u>	<u>Percent Non-Fibrous Material:</u>
<i>None Detected</i>	80 Cellulose	20


Lab No.: 7691483(L2)	Analyst Observation: Brown Mastic	Location:
Client No.: OH45754-140	Client Description:	Facility:
<u>Percent Asbestos:</u>	<u>Percent Non-Asbestos Fibrous Material:</u>	<u>Percent Non-Fibrous Material:</u>
<i>None Detected</i>	3 Cellulose	97


Lab No.: 7691484	Analyst Observation: Yellow/Black Vinyl Sheet Flooring	Location:
Client No.: OH45754-141	Client Description:	Facility:
<u>Percent Asbestos:</u>	<u>Percent Non-Asbestos Fibrous Material:</u>	<u>Percent Non-Fibrous Material:</u>
<i>None Detected</i>	75 Cellulose	25

Insufficient mastic to analyze

Lab No.: 7691485	Analyst Observation: Lt Grey Insulation	Location:
Client No.: OH45754-142	Client Description:	Facility:
<u>Percent Asbestos:</u>	<u>Percent Non-Asbestos Fibrous Material:</u>	<u>Percent Non-Fibrous Material:</u>
40 Chrysotile	45 Cellulose	15

Please refer to the Appendix of this report for further information regarding your analysis.

Date Received: 11/6/2023
Date Analyzed: 11/08/2023
Signature: 
Analyst: Ellen Smith

Approved By: 
Frank E. Ehrenfeld, III
Laboratory Director


CERTIFICATE OF ANALYSIS


Client: EA Group 7118 Industrial Park Mentor OH 44060	Report Date: 11/8/2023 Report No.: 692050 - PLM Project: OH45754 Project No.: 2311-033	Rev #2, 11/14/2023
Client: EAG482		

PLM BULK SAMPLE ANALYSIS SUMMARY

Lab No.: 7691486 Client No.: OH45754-143	Analyst Observation: Sample Not Analyzed Client Description:	Location: Facility:
<u>Percent Asbestos:</u> <i>Sample Not Analyzed</i>	<u>Percent Non-Asbestos Fibrous Material:</u> Sample Not Analyzed	<u>Percent Non-Fibrous Material:</u>
Lab No.: 7691487 Client No.: OH45754-144	Analyst Observation: Off-White Glazing Client Description:	Location: Facility:
<u>Percent Asbestos:</u> <i>None Detected</i>	<u>Percent Non-Asbestos Fibrous Material:</u> None Detected	<u>Percent Non-Fibrous Material:</u> 100
Lab No.: 7691488 Client No.: OH45754-145	Analyst Observation: Off-White Glazing Client Description:	Location: Facility:
<u>Percent Asbestos:</u> <i>None Detected</i>	<u>Percent Non-Asbestos Fibrous Material:</u> None Detected	<u>Percent Non-Fibrous Material:</u> 100
Lab No.: 7691489 Client No.: OH45754-146	Analyst Observation: Off-White Glazing Client Description:	Location: Facility:
<u>Percent Asbestos:</u> <i>None Detected</i>	<u>Percent Non-Asbestos Fibrous Material:</u> None Detected	<u>Percent Non-Fibrous Material:</u> 100
Lab No.: 7691490 Client No.: OH45754-147	Analyst Observation: Off-White Glazing Client Description:	Location: Facility:
<u>Percent Asbestos:</u> <i>None Detected</i>	<u>Percent Non-Asbestos Fibrous Material:</u> None Detected	<u>Percent Non-Fibrous Material:</u> 100
Lab No.: 7691491 Client No.: OH45754-148	Analyst Observation: Off-White Caulk Client Description:	Location: Facility:
<u>Percent Asbestos:</u> <i>None Detected</i>	<u>Percent Non-Asbestos Fibrous Material:</u> None Detected	<u>Percent Non-Fibrous Material:</u> 100

Please refer to the Appendix of this report for further information regarding your analysis.

Date Received: 11/6/2023
Date Analyzed: 11/08/2023
Signature: 
Analyst: Ellen Smith

Approved By: 
Frank E. Ehrenfeld, III
Laboratory Director

CERTIFICATE OF ANALYSIS

Client: EA Group 7118 Industrial Park Mentor OH 44060	Report Date: 11/8/2023 Report No.: 692050 - PLM Project: OH45754 Project No.: 2311-033	Rev #2, 11/14/2023
Client: EAG482		

PLM BULK SAMPLE ANALYSIS SUMMARY

Lab No.: 7691492 Client No.: OH45754-149	Analyst Observation: Off-White Caulk Client Description:	Location: Facility:
<u>Percent Asbestos:</u> <i>None Detected</i>	<u>Percent Non-Asbestos Fibrous Material:</u> None Detected	<u>Percent Non-Fibrous Material:</u> 100
Lab No.: 7691493 Client No.: OH45754-150	Analyst Observation: Off-White Glazing Client Description:	Location: Facility:
<u>Percent Asbestos:</u> <i>None Detected</i>	<u>Percent Non-Asbestos Fibrous Material:</u> None Detected	<u>Percent Non-Fibrous Material:</u> 100
Lab No.: 7691494 Client No.: OH45754-151	Analyst Observation: Off-White Glazing Client Description:	Location: Facility:
<u>Percent Asbestos:</u> <i>None Detected</i>	<u>Percent Non-Asbestos Fibrous Material:</u> None Detected	<u>Percent Non-Fibrous Material:</u> 100
Lab No.: 7691495 Client No.: OH45754-152	Analyst Observation: Off-White Caulk Client Description:	Location: Facility:
<u>Percent Asbestos:</u> <i>None Detected</i>	<u>Percent Non-Asbestos Fibrous Material:</u> None Detected	<u>Percent Non-Fibrous Material:</u> 100
Lab No.: 7691496 Client No.: OH45754-153	Analyst Observation: Off-White Caulk Client Description:	Location: Facility:
<u>Percent Asbestos:</u> <i>None Detected</i>	<u>Percent Non-Asbestos Fibrous Material:</u> None Detected	<u>Percent Non-Fibrous Material:</u> 100
Lab No.: 7691497 Client No.: OH45754-154	Analyst Observation: Off-White Caulk Client Description:	Location: Facility:
<u>Percent Asbestos:</u> <i>None Detected</i>	<u>Percent Non-Asbestos Fibrous Material:</u> None Detected	<u>Percent Non-Fibrous Material:</u> 100

Please refer to the Appendix of this report for further information regarding your analysis.

Date Received: 11/6/2023
Date Analyzed: 11/08/2023
Signature:
Analyst: Ellen Smith

Approved By:
Frank E. Ehrenfeld, III
Laboratory Director

CERTIFICATE OF ANALYSIS

Client: EA Group 7118 Industrial Park Mentor OH 44060	Report Date: 11/8/2023 Report No.: 692050 - PLM Project: OH45754 Project No.: 2311-033	Rev #2, 11/14/2023
Client: EAG482		

PLM BULK SAMPLE ANALYSIS SUMMARY

Lab No.: 7691498 Client No.: OH45754-155	Analyst Observation: Off-White Caulk Client Description:	Location: Facility:
<u>Percent Asbestos:</u> <i>None Detected</i>	<u>Percent Non-Asbestos Fibrous Material:</u> None Detected	<u>Percent Non-Fibrous Material:</u> 100

Lab No.: 7691499 Client No.: OH45754-156	Analyst Observation: Off-White Glazing Client Description:	Location: Facility:
<u>Percent Asbestos:</u> <i>None Detected</i>	<u>Percent Non-Asbestos Fibrous Material:</u> None Detected	<u>Percent Non-Fibrous Material:</u> 100


Lab No.: 7691500 Client No.: OH45754-157	Analyst Observation: Off-White Glazing Client Description:	Location: Facility:
<u>Percent Asbestos:</u> <i>None Detected</i>	<u>Percent Non-Asbestos Fibrous Material:</u> None Detected	<u>Percent Non-Fibrous Material:</u> 100


Lab No.: 7691501 Client No.: OH45754-158	Analyst Observation: Off-White Caulk Client Description:	Location: Facility:
<u>Percent Asbestos:</u> <i>None Detected</i>	<u>Percent Non-Asbestos Fibrous Material:</u> None Detected	<u>Percent Non-Fibrous Material:</u> 100

Lab No.: 7691502 Client No.: OH45754-159	Analyst Observation: Off-White Caulk Client Description:	Location: Facility:
<u>Percent Asbestos:</u> <i>None Detected</i>	<u>Percent Non-Asbestos Fibrous Material:</u> None Detected	<u>Percent Non-Fibrous Material:</u> 100

Lab No.: 7691503 Client No.: OH45754-160	Analyst Observation: Off-White Plaster Client Description:	Location: Facility:
<u>Percent Asbestos:</u> <i>None Detected</i>	<u>Percent Non-Asbestos Fibrous Material:</u> 2 Cellulose	<u>Percent Non-Fibrous Material:</u> 98

Please refer to the Appendix of this report for further information regarding your analysis.

Date Received: 11/6/2023
Date Analyzed: 11/08/2023
Signature: 
Analyst: Ellen Smith

Approved By: 
Frank E. Ehrenfeld, III
Laboratory Director

CERTIFICATE OF ANALYSIS

Client: EA Group 7118 Industrial Park Mentor OH 44060	Report Date: 11/8/2023 Report No.: 692050 - PLM Project: OH45754 Project No.: 2311-033	Rev #2, 11/14/2023
Client: EAG482		

PLM BULK SAMPLE ANALYSIS SUMMARY

Lab No.: 7691504 Client No.: OH45754-161	Analyst Observation: Off-White Plaster Client Description:	Location: Facility:
<u>Percent Asbestos:</u> <i>None Detected</i>	<u>Percent Non-Asbestos Fibrous Material:</u> 2 Cellulose	<u>Percent Non-Fibrous Material:</u> 98
Lab No.: 7691505 Client No.: OH45754-162	Analyst Observation: Off-White Plaster Client Description:	Location: Facility:
<u>Percent Asbestos:</u> <i>None Detected</i>	<u>Percent Non-Asbestos Fibrous Material:</u> 2 Cellulose	<u>Percent Non-Fibrous Material:</u> 98
Lab No.: 7691506 Client No.: OH45754-163	Analyst Observation: Tan Plaster Client Description:	Location: Facility:
<u>Percent Asbestos:</u> <i>None Detected</i>	<u>Percent Non-Asbestos Fibrous Material:</u> 1 Cellulose	<u>Percent Non-Fibrous Material:</u> 99
Lab No.: 7691507 Client No.: OH45754-164	Analyst Observation: Tan Plaster Client Description:	Location: Facility:
<u>Percent Asbestos:</u> <i>None Detected</i>	<u>Percent Non-Asbestos Fibrous Material:</u> 1 Cellulose	<u>Percent Non-Fibrous Material:</u> 99
Lab No.: 7691508 Client No.: OH45754-165	Analyst Observation: Tan Plaster Client Description:	Location: Facility:
<u>Percent Asbestos:</u> <i>None Detected</i>	<u>Percent Non-Asbestos Fibrous Material:</u> 1 Cellulose	<u>Percent Non-Fibrous Material:</u> 99
Lab No.: 7691509 Client No.: OH45754-166	Analyst Observation: Beige Fiberboard Client Description:	Location: Facility:
<u>Percent Asbestos:</u> <i>None Detected</i>	<u>Percent Non-Asbestos Fibrous Material:</u> 100 Cellulose	<u>Percent Non-Fibrous Material:</u> None Detected

Please refer to the Appendix of this report for further information regarding your analysis.

Date Received: 11/6/2023
Date Analyzed: 11/08/2023
Signature:
Analyst: Ellen Smith

Approved By:
Frank E. Ehrenfeld, III
Laboratory Director


CERTIFICATE OF ANALYSIS


Client: EA Group 7118 Industrial Park Mentor OH 44060	Report Date: 11/8/2023 Report No.: 692050 - PLM Project: OH45754 Project No.: 2311-033	Rev #2, 11/14/2023
Client: EAG482		

PLM BULK SAMPLE ANALYSIS SUMMARY

Lab No.: 7691510 Client No.: OH45754-167	Analyst Observation: Beige Fiberboard Client Description:	Location: Facility:
<u>Percent Asbestos:</u> <i>None Detected</i>	<u>Percent Non-Asbestos Fibrous Material:</u> 100 Cellulose	<u>Percent Non-Fibrous Material:</u> None Detected
Lab No.: 7691511 Client No.: OH45754-168	Analyst Observation: Off-White Caulk Client Description:	Location: Facility:
<u>Percent Asbestos:</u> <i>None Detected</i>	<u>Percent Non-Asbestos Fibrous Material:</u> None Detected	<u>Percent Non-Fibrous Material:</u> 100
Lab No.: 7691512 Client No.: OH45754-169	Analyst Observation: Off-White Caulk Client Description:	Location: Facility:
<u>Percent Asbestos:</u> <i>None Detected</i>	<u>Percent Non-Asbestos Fibrous Material:</u> None Detected	<u>Percent Non-Fibrous Material:</u> 100
Lab No.: 7691513 Client No.: OH45754-170	Analyst Observation: White Glazing Client Description:	Location: Facility:
<u>Percent Asbestos:</u> <i>None Detected</i>	<u>Percent Non-Asbestos Fibrous Material:</u> None Detected	<u>Percent Non-Fibrous Material:</u> 100
Lab No.: 7691514 Client No.: OH45754-171	Analyst Observation: White Glazing Client Description:	Location: Facility:
<u>Percent Asbestos:</u> <i>None Detected</i>	<u>Percent Non-Asbestos Fibrous Material:</u> None Detected	<u>Percent Non-Fibrous Material:</u> 100

Please refer to the Appendix of this report for further information regarding your analysis.

Date Received: 11/6/2023
Date Analyzed: 11/08/2023
Signature: 
Analyst: Ellen Smith

Approved By: 
Frank E. Ehrenfeld, III
Laboratory Director

CERTIFICATE OF ANALYSIS

Client: EA Group
7118 Industrial Park
Mentor OH 44060

Report Date: 11/8/2023
Report No.: 692050 - PLM
Project: OH45754
Project No.: 2311-033

Client: EAG482

Appendix to Analytical Report

Customer Contact: Mike Herbert

Method: 40 CFR Appendix E to Subpart E of Part 763, interim method for the Determination of Asbestos in Bulk Insulation Samples, USEPA 600, R93-116 and NYSDOH ELAP 198.1 as needed.

This appendix seeks to promote greater understanding of any observations, exceptions, special instructions, or circumstances that the laboratory needs to communicate to the client concerning the above samples. The information below is used to help promote your ability to make the most informed decisions for you and your customers. Please note the following points of contact for any questions you may have.

iATL Customer Service: customerservice@iatl.com

iATL Office Manager: wchampion@iatl.com

iATL Account Representative: Semih Kocahasan

Sample Login Notes: See Batch Sheet Attached

Sample Matrix: Bulk Building Materials

Exceptions Noted: See Following Pages

General Terms, Warrants, Limits, Qualifiers:

General information about iATL capabilities and client/laboratory relationships and responsibilities are spelled out in iATL policies that are listed at www.iATL.com and in our Quality Assurance Manual per ISO 17025 standard requirements. The information therein is a representation of iATL definitions and policies for turnaround times, sample submittal, collection media, blank definitions, quantification issues and limit of detection, analytical methods and procedures, sub-contracting policies, results reporting options, fees, terms, and discounts, confidentiality, sample archival and disposal, and data interpretation.

iATL warrants the test results to be of a precision normal for the type and methodology employed for each sample submitted. iATL disclaims any other warrants, expressed or implied, including warranty of fitness for a particular purpose and warranty of merchantability. iATL accepts no legal responsibility for the purpose for which the client uses test results. Any analytical work performed must be governed by our Standard Terms and Conditions. Prices, methods and detection limits may be changed without notification. Please contact your Customer Service Representative for the most current information.

This confidential report relates only to those item(s) tested and does not represent an endorsement by NIST-NVLAP, AIHA LAP LLC, or any agency of local, state or province governments nor of any agency of the U.S. government.

This report shall not be reproduced except in full, without written approval of the laboratory.

Information Pertinent to this Report:

Analysis by US EPA 600 93-116: Determination of Asbestos in Bulk Building Materials by Polarized Light Microscopy (PLM).

Certifications:

- NIST-NVLAP No. 101165-0
- NYSDOH-ELAP No. 11021
- AIHA-LAP, LLC No. 100188

Quantification at <0.25% by volume is possible with this method. (PC) Indicates Stratified Point Count Method performed. (PC-Trace) means that asbestos was detected but is not quantifiable under the Point Counting regimen. PC Trace represents a <0.25% amount. Analysis includes all distinct separable layers in accordance with EPA 600 Method. If not reported or otherwise noted, layer is either not present or the client has specifically requested that it not be analyzed (ex. analyze until positive instructions). Small asbestos fibers may be missed by PLM due to resolution limitations of the optical microscope. Therefore, PLM is not consistently reliable in detecting asbestos in non-friable organically bound (NOB) materials. Quantitative transmission electron microscopy (TEM) is currently the only method that can pronounce materials as non-asbestos containing.

Analytical Methodology Alternatives: Your initial request for analysis may not have accounted for recent advances in regulatory requirements or advances in technology that are routinely used in similar situations for other qualified projects. You may have the option to explore additional analysis for further information. Below are a few options, listed as the matrix followed by the appropriate methodology. Also included are links to more information on our website.

Bulk Building Materials that are Non-Friable Organically Bound (NOB) by Gravimetric Reduction techniques employing PLM and TEM: ELAP 198.6 (PLM-NOB), ELAP 198.4 (TEM-NOB) See additional information at the end of this appendix.

CERTIFICATE OF ANALYSIS

Client: EA Group
7118 Industrial Park
Mentor OH 44060

Report Date: 11/8/2023
Report No.: 692050 - PLM
Project: OH45754
Project No.: 2311-033

Client: EAG482

Loose Fill Vermiculite Insulation, Attic Insulation, Zonolite (copyright), etc.: US EPA 600 R-4/004 (multi-tiered analytical process)
Sprayed On Insulation/Fireproofing with Vermiculite (SOF-V): ELAP 198.8 (PLM-SOF-V)

Soil, sludge, sediment, aggregate, and like materials analyzed for asbestos or other elongated mineral particles (ex. erionite, etc.): ASTM D7521, CARB 435, and other options available

Asbestos in Surface Dust according to one of ASTM's Methods (very dependent on sampling collection technique – by TEM): ASTM D 5755, D5756, or D6480

Various other asbestos matrices (air, water, etc.) and analytical methods are available.

Disclaimers / Qualifiers:

There may be some samples in this project that have a "NOTE:" associated with a sample result. We use added disclaimers or qualifiers to inform the client about something that requires further explanation. Here is a list with highlighted disclaimers that may be pertinent to this project. For a full explanation of these and other disclaimers, please inquire at customerservice@iatl.com.

- 1) Note: No mastic provided for analysis.
- 2) Note: Insufficient mastic provided for analysis.
- 3) Note: Insufficient material provided for analysis.
- 4) Note: Insufficient sample provided for QC reanalysis.
- 5) Note: Different material than indicated on Sample Log / Description.
- 6) Note: Sample not submitted.
- 7) Note: Attached to asbestos containing material.
- 8) Note: Received wet.
- 9) Note: Possible surface contamination.
- 10) Note: Not building material. 1% threshold may not apply.
- 11) Note: Recommend TEM-NOB analysis as per EPA recommendations.
- 12) Note: Asbestos detected but not quantifiable.
- 13) Note: Multiple identical samples submitted, only one analyzed.
- 14) Note: Analyzed by EPA 600/R-93/116. Point Counting detection limit at 0.080%.
- 15) Note: Analyzed by EPA 600/R-93/116. Point Counting detection limit at 0.125%.
- 16) Note: This sample contains >10% vermiculite mineral. See Appendix for Recommendations for Vermiculite Analysis.

Recommendations for Vermiculite Analysis:

Several analytical protocols exist for the analysis of asbestos in vermiculite. These analytical approaches vary depending upon the nature of the vermiculite mineral being tested (e.g. un-processed gange, homogeneous exfoliated books of mica, or mixed mineral composites). Please contact your client representative for pricing and turnaround time options available.

iATL recommends initial testing using the EPA 600/R-93/116 method. This method is specifically designed for the analysis of asbestos in bulk building materials. It provides an acceptable starting point for primary screening of vermiculite for possible asbestos.

Results from this testing may be inconclusive. EPA suggests proceeding to a multi-tiered analysis involving wet separation techniques in conjunction with PLM and TEM gravimetric analysis (EPA 600/R-04/004).

For New York State customers, NYSDOH requires disclaimers and qualifiers for various vermiculite containing samples that direct analysis via ELAP198.6 and ELAP198.8 for samples that contain >10% vermiculite mineral where ELAP198.6 may be used to evaluate the asbestos content of the material. However, any test result using ELAP198.6 will be reported with the following disclaimer: "ELAP198.6 method does not remove vermiculite and may underestimate the level of asbestos present in a sample containing >10% vermiculite."

Further information on this method and other vermiculite and asbestos issues can be found at the following: Agency for Toxic Substances and Disease Registry (ATSDR) www.atsdr.cdc.gov, United States Geological Survey (USGS) www.minerals.usgs.gov/minerals/, US EPA www.epa.gov/asbestos. The USEPA also has an informative brochure "Current Best Practices for Vermiculite Attic Insulation" EPA 747F03001 May 2003, that may assist the health and remediation professional. NYS customers please follow current NYSDOH ELAP requirements per policy on subject of surfacing and vermiculite, May 6, 2016, Testing Requirements for Surfacing Material Containing Vermiculite (https://www.wadsworth.org/sites/default/files/WebDoc/I198_8_02_2.pdf)

The following is a summary of the analytical process outlines in the EPA 600/R-04/004 Method:

- 1) **Analytical Step/Method:** Initial Screening by PLM, EPA 600R-93/116
Requirements/Comments: Minimum of 0.1 g of sample. ~0.25% for most samples.

CERTIFICATE OF ANALYSIS

Client: EA Group
7118 Industrial Park
Mentor OH 44060

Report Date: 11/8/2023
Report No.: 692050 - PLM
Project: OH45754
Project No.: 2311-033

Client: EAG482

2)**Analytical Step/Method:** Wet Separation by PLM Gravimetric Technique, EPA R-04/004
Requirements/Comments: Minimum 50g** of dry sample. Analysis of "Sinks" only.

3)**Analytical Step/Method:** Wet Separation by PLM Gravimetric Technique, EPA R-04/004
Requirements/Comments: Minimum 50g** of dry sample. Analysis of "Floats" only.

4)**Analytical Step/Method:** Wet Separation by TEM Gravimetric Technique, EPA R-04/004
Requirements/Comments: Minimum 50g** of dry sample. Analysis of "Sinks" only.

5)**Analytical Step/Method:** Wet Separation by TEM Gravimetric Technique, EPA R-04/004
Requirements/Comments: Minimum 50g** of dry sample. Analysis of "Suspension" only.

*With advance notice and confirmation by the laboratory.

**Approximately 1 Liter of sample in double-bagged container (~9x6 inch bag of sample).

New York State Department of Health requires that samples originating from NYS that they categorize as Non-friable Organically Bound materials can only be confirmed as None Detected for asbestos by method 198.4. See the table below for a list of those materials. (ENVIRONMENTAL LABORATORY APPROVAL PROGRAM CERTIFICATION MANUAL - ITEM No. 198.1, Revision Date 5/6/16)

*Asphalt Shingles, Caulking, Ceiling Tiles with Cellulose, Duct Wrap, Glazing, Mastic, Paint Chips, Resilient Floor Tiles, Rubberized Asbestos Gaskets, Siding Shingles, Vinyl Asbestos Tile, NOB materials (other than SM-V) with <10% vermiculite, Any material (Friable or NOB other than SM-V) with >10% vermiculite.

Statistically derived uncertainty with any measure should be taken into consideration when reviewing and interpreting all reported data and results. A more comprehensive listing of accuracy, precision, and uncertainty as it impacts this method is available upon request.

FIELD REQUEST FOR LABORATORY ANALYSIS

Revised Report

3

Company Name: CT Consultants
Address: 8150 Sterling Ct.
Mentor, OH 44060
Attention: Bill Gallagher

Results Needed By: _____	
Normal: <input checked="" type="checkbox"/>	RUSH: _____
Priority: _____	(confirm w/ lab)
Date: _____	Time: _____

Customer Number: 0901336

Telephone: 440-530-2256

Fax No: _____

e-mail: bgallagher@ctconsultants.com

Sampled by: Kovell

Project Name: Pre-Demo Survey

Project Number OH 45754

Rush Authorized by: _____

Project Category: ENV

Special Billing/Reporting: _____

Is this a VAP project requiring VAP lab analysis? Yes _____ No

Internal Contact: Bowen

CHAIN OF CUSTODY

Relinquished by

Received by

Name MJ/KM Date/Time 11/2/23/1425

Name M. Coeman Date/Time 11/2/23 1600

EA GROUP CONSULTING DIVISION
REQUEST FOR LABORATORY ANALYSIS - ASBESTOS BULK SAMPLING LOG

Page 1 of 3

Sample No.	Homog. Group	
	1	2
DH45754-01	A	X
02	↓	↓
03	C	↓
04	↓	↓
05	D	↓
06	↓	↓
07	E	↓
08	↓	↓
09	*F	↓
10	↓	↓
11	G	↓
12	↓	↓
13	H	↓
14	↓	↓
15	I	↓
16	↓	↓
17	J	↓
18	↓	↓
19	K	↓
20	↓	↓

Sample No.	Homog. Group	
	1	2
DH45754-21	L	X
22	↓	↓
23	↓	↓
24	M	↓
25	↓	↓
26	N	↓
27	↓	↓
28	O	↓
29	↓	↓
30	P	↓
31	↓	↓
32	Q	↓
33	↓	↓
34	↓	↓
35	R	↓
36	↓	↓
37	↓	↓
38	S	↓
39	↓	↓
40	T	↓

Sample No.	Homog. Group	
	1	2
DH45754-41	T	X
42	U	↓
43	↓	↓
44	V	↓
45	↓	↓
46	W	↓
47	↓	↓
48	↓	↓
49	X	↓
50	↓	↓
51	Y	↓
52	↓	↓
53	Z	↓
54	↓	↓
55	AA	↓
56	↓	↓
57	AB	↓
58	↓	↓
59	AC	↓
60	↓	↓

Analytes: 1 PLM (standard) Point Count: or ALL (enter # or circle ALL)

Hygienist: Kovell Sampling Date: Oct. 31 to Nov. 2, 2023

Comments: * Stop analysis at 1st positive

EA GROUP CONSULTING DIVISION
REQUEST FOR LABORATORY ANALYSIS - ASBESTOS BULK SAMPLING LOG

Page 2 of 3

Sample No.	Homog. Group	
	1	2
DHY5754-61	AC	X
62	AD	↓
63	↓	
64	↓	
65	AE	↓
66	↓	
67	*AF	↓
68	↓	
69	AG	↓
70	↓	
71	↓	
72	AH	↓
73	↓	
74	AI	↓
75	↓	
76	AJ	↓
77	↓	
78	AK	↓
79	↓	
80	AL	↓

Sample No.	Homog. Group	
	1	2
DHY5754-81	AL	X
82	AM	↓
83	↓	
84	AN	↓
85	↓	
86	AO	↓
87	↓	
88	*AP	↓
89	↓	
90	AQ	↓
91	↓	
92	AR	↓
93	↓	
94	AS	↓
95	↓	
96	*AT	↓
97	↓	
98	AU	↓
99	↓	
100	AV	↓

Sample No.	Homog. Group	
	1	2
DHY5754-101	AV	X
102	AW	↓
103	↓	
104	AX	↓
105	↓	
106	AY	↓
107	↓	
108	AZ	↓
109	↓	
110	BA	↓
111	↓	
112	BB	↓
113	↓	
114	BC	↓
115	↓	
116	BD	↓
117	↓	
118	BE	↓
119	↓	
120	BF	↓

Analytes: 1 PLM (standard) 2 PLM (full) or ALL Point Count: _____

Hygienist: Kocell

Comments: *Stop analysis at 1st positive result

(enter # or circle ALL)

Sampling Date: Oct. 31 to Nov. 2, 2023

EA GROUP CONSULTING DIVISION
REQUEST FOR LABORATORY ANALYSIS - ASBESTOS BULK SAMPLING LOG

Page 3 of 3

Sample No.	Homog. Group	1	2
DH45754-121	BF	X	
122	↓		
123	BG		
124	↓		
125	↓		
126	BH		
127	↓		
128	BI		
129	↓		
130	BJ		
131	↓		
132	BK		
133	↓		
134	BL		
135	↓		
136	*BM		
137	↓		
138	BN		
139	↓		
140	BO		↓

Sample No.	Homog. Group	1	2
DH45754-141	BD	X	
142	*BP		
143	↓		
144	BQ		
145	↓		
146	BR		
147	↓		
148	BS		
149	↓		
150	BT		
151	↓		
152	BU		
153	↓		
154	BV		
155	↓		
156	BW		
157	↓		
158	BX		
159	↓		
160	CA		↓

Sample No.	Homog. Group	1	2
DH45754-161	CA	X	
162	↓		
163	CB		
164	↓		
165	↓		
166	CC		
167	↓		
168	*CD		
169	↓		
170	*CE		
171	↓		↓

Analytes: 1 PLM (standard) 2 PLM (full) or ALL

Point Count: (enter # or circle ALL)

Hygienist: Kocell

Sampling Date: Oct. 31 to Nov. 2, 2023

Comments: * Stop analysis at 1st positive



CT Consultants, Inc.
8150 Sterling Ct.
Mentor, OH 44060
Bill Gallagher

Client Project: Pre-Demo Survey
EA Group Workorder Number: 231100022
Received on November 2, 2023

The following analytical report contains results as requested for samples as received by EA Group. The results included in this report have been reviewed for compliance with the analytical methods indicated in this report. All data has been found to be compliant with accepted laboratory protocol, except as noted in the QC narrative. Industrial hygiene reports, air and/or surface concentrations results are based upon sampling information provided by the client. Analyst initials of REF indicate analysis performed at a subcontract facility.

If you have questions, comments or require further assistance regarding this report, please contact your client services representative or one of the individuals listed below.

Data or reporting:

Debbie Lauer - Lab Manager
dlauer@eagroupohio.com

Sample tracking, supplies:

Sample Receiving
sreceiving@eagroupohio.com

Invoice Related:

Bonnie Renbarger - Office Manager
brenbarger@eagroupohio.com

Reproduction of this report is prohibited except in its entirety. Unless noted, soil, sludge and sediment results are reported on dry weight basis. The "Sample Reporting Limit" is based on the method used for analysis and does not refer to any regulatory limit. These results relate only to the items tested.



Laboratory Analytical Report

CT Consultants, Inc.

8150 Sterling Ct.
Mentor, OH 44060

Attention:
Bill Gallagher

Client Project:

Pre-Demo Survey
OH45754

EA Group Workorder:

2311-00022

Deborah L. Lauer
Laboratory Manager

November 21, 2023



EA GROUP

Environmental Analysis
and Management

Sample Receive Date 11/ 2/2023

Sample Listing

<u>EAG</u>		<u>Client</u>	<u>EAG</u>		<u>Client</u>
<u>Sample Identification</u>		<u>Sample Identification</u>	<u>Sample Identification</u>		<u>Sample Identification</u>
231100022	- 001	OH45754-110223-01Pb	231100022	- 002	OH45754-110223-02Pb
231100022	- 003	OH45754-110223-03Pb	231100022	- 004	OH45754-110223-04Pb



EA GROUP

Environmental Analysis
and Management

Project Narrative 2311-00022

All analyses performed by EA Group were done using established laboratory SOPs. Management has reviewed the data for compliance with the laboratory QA/QC plan and data have been found to be compliant with the laboratory protocols unless otherwise noted below. All results listed for this report relate only to the samples submitted on this work order.

The temperature of the sample(s) upon receipt was 22°C.

This is a revised report which replaces the analytical report 2311-00022 issued on November 7, 2023. Samples OH45754-110223-03Pb and OH45754-110223-04Pb were re-prepped and re-analyzed.

Misc. QC Comments

Percent Moisture is used to report results on a dry weight basis.

When necessary, reporting limits of individual samples may be raised due to high concentration of interfering compounds or target analytes, or quantity of sample available for analysis.

pH method note: If this analysis was performed in the laboratory, it may not meet the "immediate analysis" requirement that applies to most wastewater monitoring samples. In such cases, analysis for pH should be done at the time of sampling.

The results listed in this report relate only to the samples submitted to EA Group per the chain of custody.



EA GROUP

Environmental Analysis
and Management

Project Narrative 2311-00022

Data Flag Table

- B** The method blank contained a standard laboratory contaminant (Methylene Chloride, Acetone, Hexane, Phthalates, etc.) above the standard laboratory method detection limit. If the analyte is present in the sample at a concentration up to ten times the blank level, the result is reported with a “B” indicating method blank contamination. Samples will be reported without a “B” if the analyte concentration in the sample is greater than ten times the blank level.
- E** An analytical result marked with an “E” indicates the result reported is above the high end limit of the calibration curve and should be considered an estimated concentration.
- DIL** Due to matrix interference or high analyte concentration, a dilution was required. The spikes and/or surrogates results could not be quantitated and therefore marked “DIL”.
- J** An analytical result marked with a “J” indicates the result reported was below the standard reporting limit and above the method detection limit. As the observed level approaches the MDL there is an increasing probability of a false positive response.
- MI** Analytical results marked as “MI” indicate that due to inherent matrix interference, the result could not be quantitated.
- #** Results flagged “#” indicate the reported result may be outside allowable permit levels as provided by the client, when applicable.
- NA** A result or field marked as “NA” indicates that it was not applicable for this project.
- Q** A quality control result flagged with a “Q” indicates the percent recovery was outside the acceptable range as determined by the laboratory.

** Positive results for this analyte represent a probable combination of 3-Methylphenol (m-Cresol) and 4-Methylphenol (p-Cresol).



EA GROUP

Environmental Analysis
and Management

EAG Workorder: 2311-00022

Client Project: Pre-Demo Survey

Client ID: OH45754-110223-01Pb

Date/Time Sampled: 11/02/2023/ 00

Received: 11/02/2023

EAG ID: 2311-00022-1

<u>Parameter</u>	<u>CAS #</u>	<u>Result</u>	<u>Reporting Limit</u>	<u>Units</u>	<u>Prep Date</u>	<u>Analysis</u>		
						<u>Date</u>	<u>Time</u>	<u>Analyst</u>
Lead, TCLP: SW846-6010B	7439-92-1	<0.10	0.10	mg/liter	11/03/2023	11/06/2023		CMB
SW846 1311: TCLP Extraction		Complete				11/02/2023		CMB

Client ID: OH45754-110223-02Pb

Date/Time Sampled: 11/02/2023/ 00

Received: 11/02/2023

EAG ID: 2311-00022-2

<u>Parameter</u>	<u>CAS #</u>	<u>Result</u>	<u>Reporting Limit</u>	<u>Units</u>	<u>Prep Date</u>	<u>Analysis</u>		
						<u>Date</u>	<u>Time</u>	<u>Analyst</u>
Lead, TCLP: SW846-6010B	7439-92-1	0.104	0.10	mg/liter	11/03/2023	11/06/2023		CMB
SW846 1311: TCLP Extraction		Complete				11/02/2023		CMB

Client ID: OH45754-110223-03Pb

Date/Time Sampled: 11/02/2023/ 00

Received: 11/02/2023

EAG ID: 2311-00022-3

<u>Parameter</u>	<u>CAS #</u>	<u>Result</u>	<u>Reporting Limit</u>	<u>Units</u>	<u>Prep Date</u>	<u>Analysis</u>		
						<u>Date</u>	<u>Time</u>	<u>Analyst</u>
Lead, TCLP: SW846-6010B	7439-92-1	<0.10	0.10	mg/liter	11/21/2023	11/21/2023		CMB
SW846 1311: TCLP Extraction		Complete				11/20/2023		CMB

Client ID: OH45754-110223-04Pb

Date/Time Sampled: 11/02/2023/ 00

Received: 11/02/2023

EAG ID: 2311-00022-4

<u>Parameter</u>	<u>CAS #</u>	<u>Result</u>	<u>Reporting Limit</u>	<u>Units</u>	<u>Prep Date</u>	<u>Analysis</u>		
						<u>Date</u>	<u>Time</u>	<u>Analyst</u>
Lead, TCLP: SW846-6010B	7439-92-1	2.34	0.10	mg/liter	11/21/2023	11/21/2023		CMB
SW846 1311: TCLP Extraction		Complete				11/20/2023		CMB

**2311-0022**

Listed below are the TCLP regulatory limits. If you have any questions regarding the results or the regulatory limits, please contact Client Services. Source: 40CFR 261.

TCLP Metals:	mg/liter	TCLP Volatiles:	mg/liter
Arsenic	5.0	Benzene	0.5
Barium	100.0	Carbontetrachloride	0.5
Cadmium	1.0	Chlorobenzene	100.0
Chromium	5.0	Chloroform	6.0
Lead	5.0	1,2-Dichloroethane	0.5
Mercury	0.2	1,1-Dichloroethene	0.7
Selenium	1.0	Methyl ethyl ketone	200.0
Silver	5.0	Tetrachloroethene	0.7
		Trichloroethene	0.5
		Vinyl Chloride	0.2
TCLP Semi-volatiles:	mg/liter	TCLP Pesticides:	mg/liter
1,4-Dichlorobenzene	7.5	Chlordane	0.03
2,4-Dinitrotoluene	0.13	Endrin	0.02
Hexachlorobenzene	0.13	Heptachlor	0.008
Hexachlorobutadiene	0.5	Heptachlor Epoxide	0.008
Hexachloroethane	3.0	Lindane	0.4
Nitrobenzene	2.0	Methoxychlor	10.0
Pyridine	5.0	Toxaphene	0.5
o-Cresol	200.0	TCLP Herbicides:	mg/liter
m-Cresol	200.0	2,4-D	10.0
p-Cresol	200.0	2,4,5-TP (Silvex)	1.0
Cresol (total)	200.0		
Pentachlorophenol	100.0		
2,4,5-Trichlorophenol	400.0		
2,4,6-Trichlorophenol	2.0		
Characterization Parameters:	Acceptable limits		
Corrosivity	2-12.5 pH units		
Flashpoint	>140 degrees F		
Ignitability (solid burn rate)	<2.2 mm/second		
Reactive Cyanide*	<250 mg/kg		
Reactive Sulfide*	<500 mg/kg		

* EA Group uses the industry standard for the analysis of reactivity. However, the EPA has withdrawn guidance concerning this method. Further evaluation may be required to determine whether a waste is 'reactive'. The generator should contact the waste handler or the EPA for further guidance.

22

FIELD REQUEST FOR LABORATORY ANALYSIS

Company Name: CT Consultants
Address: 8150 Sterling Ct.
Mentor, OH 44060
Attention: Bill Gallagher
Customer Number: 0901336
Telephone: 440-530-2256

Results Needed By:
Normal: [checked] RUSH:
Priority: (confirm w/ lab)
Date: Time:

e-mail(s): bgallagher@ctconsultants.com

Sampled by: Kocull
Project Name: Pic-Demo Survey

Project Number OH 45754

Rush Authorized by:

Project Category: ENV

Special Billing/Reporting:

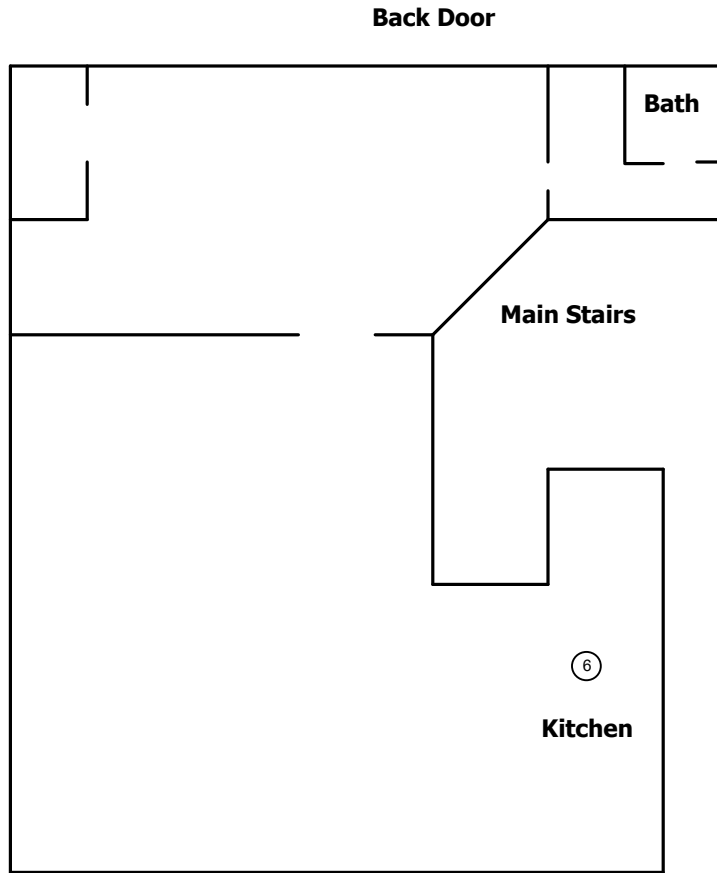
Is this a VAP project requiring VAP lab analysis? Yes No [checked]
Is this a BUSTR project requiring BUSTR lab analysis? Yes No [checked]

Internal Contact(s): B-17

CHAIN OF CUSTODY

Table with 4 columns: Relinquished by Name, Date/Time, Received by Name, Date/Time. Row 1: M. Kocull, 11/2/23 1340, M. Cowman, 11/2/23 1410

APPENDIX B
ABATEMENT LOCATION DRAWINGS

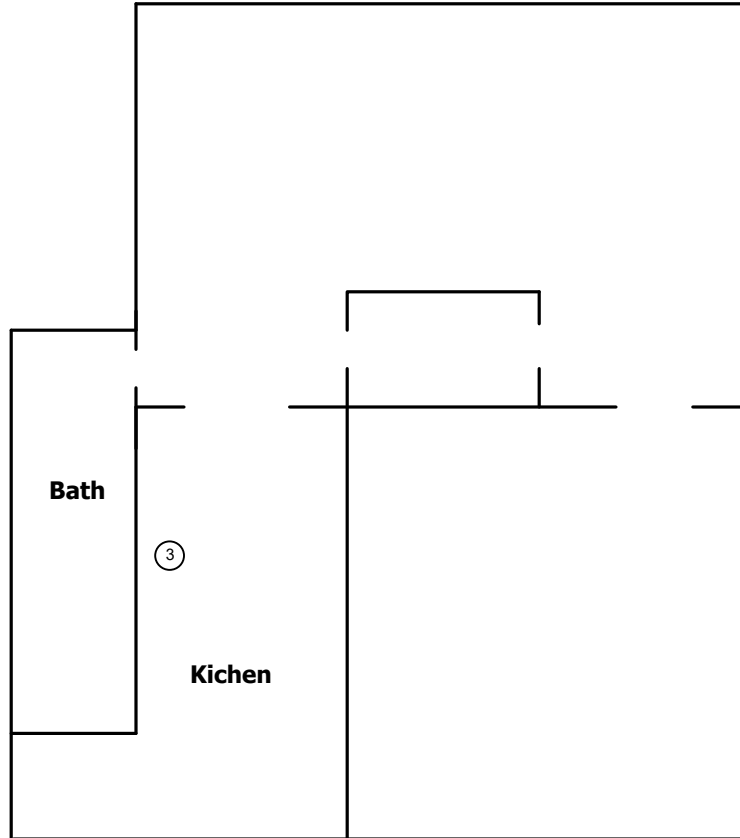


①

<u>ID</u>	<u>Description</u>
1	Duct Wrap
2	Heavy Textured Ceiling Plaster
3	Sink Bottom Coating
4	Black Flooring w/ mastic
5	Black and Gray Flooring w/ mastic
6	Beige and Orange Linoleum Flooring
7	Foundation Waterproofing
8	Roof Flashing
9	Roofing Shingles

**DRAWING FOR GENERAL REFERENCE PURPOSES ONLY.
 BASE PROVIDED BY CLIENT, ACTUAL ROOM CONFIGURATIONS
 MAY DIFFER FROM THOSE SHOWN; ANNOTATIONS BY EA GROUP.
 REFER TO SURVEY FOR DETAILS. NO SCALE.**

Locations of ACMs to be Abated			
Apartment 201 Upper			
199-209 N. St. Clair Street			
EAG No.	OH45754	Date:	February 27, 2024
Figure	4		



①

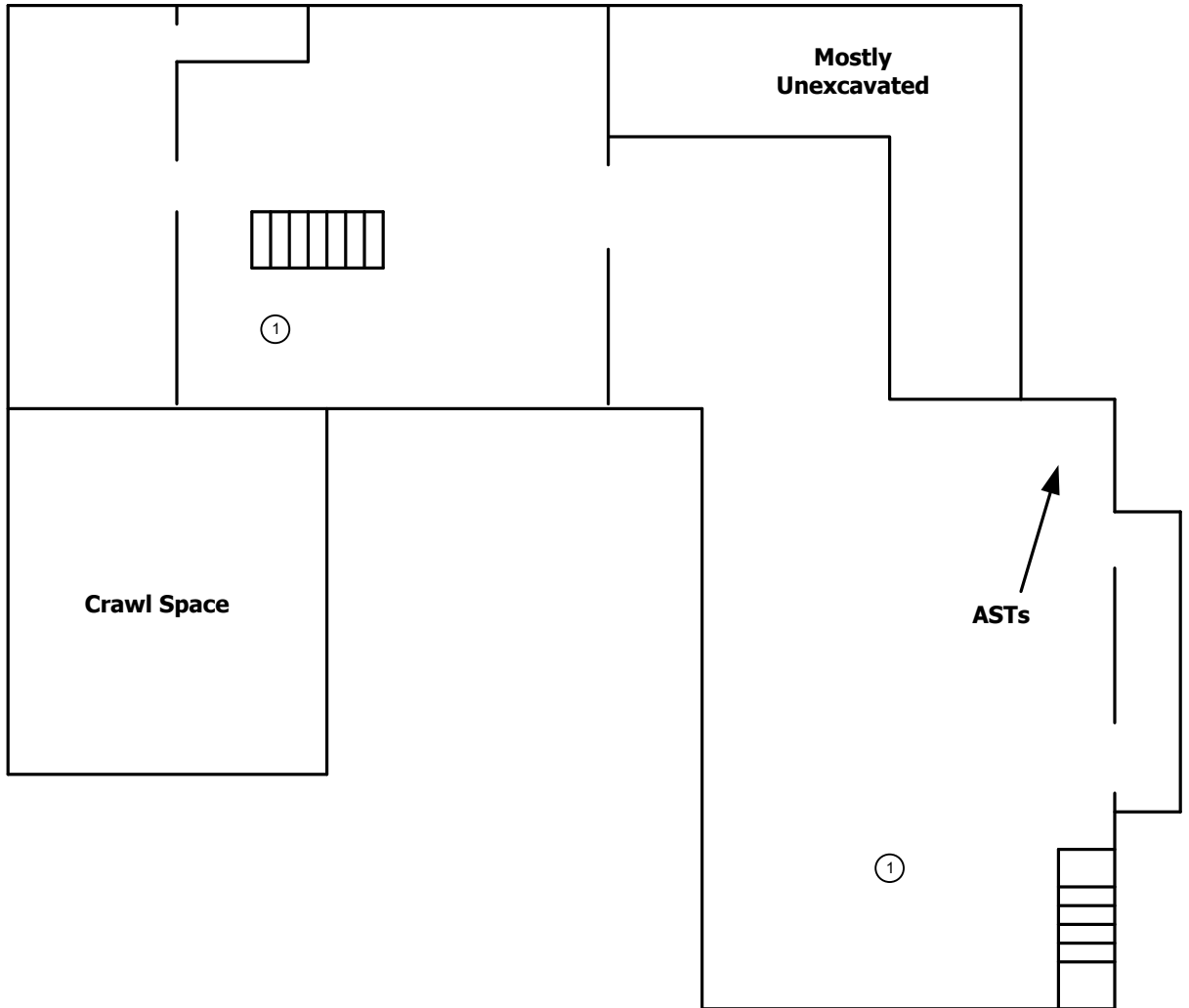
<u>ID</u>	<u>Description</u>
1	Duct Wrap
2	Heavy Textured Ceiling Plaster
3	Sink Bottom Coating
4	Black Flooring w/ mastic
5	Black and Gray Flooring w/ mastic
6	Beige and Orange Linoleum Flooring
7	Foundation Waterproofing
8	Roof Flashing
9	Roofing Shingles

**DRAWING FOR GENERAL REFERENCE PURPOSES ONLY.
BASE PROVIDED BY CLIENT, ACTUAL ROOM CONFIGURATIONS
MAY DIFFER FROM THOSE SHOWN; ANNOTATIONS BY EA GROUP.
REFER TO SURVEY FOR DETAILS. NO SCALE.**

Locations of ACMs to be Abated
Apartment 207 Lower
199-209 N. St. Clair Street

EAG No.	OH45754	Date:	February 27, 2024	Figure	2
---------	---------	-------	-------------------	--------	---

C:\USERS\SCOTT.L\DOMAIN\DOCUMENTS\CT CONSULTANTS PAINESVILLE BLDGS OH\OH45754.SPEC\SPEC - ALL BLDGS\ST. CLAIR DWGS\45754.CT ST. CLAIR BASEMENT ABATEMENT.VSD



- | <u>ID</u> | <u>Description</u> |
|-----------|------------------------------------|
| 1 | Duct Wrap |
| 2 | Heavy Textured Ceiling Plaster |
| 3 | Sink Bottom Coating |
| 4 | Black Flooring w/ mastic |
| 5 | Black and Gray Flooring w/ mastic |
| 6 | Beige and Orange Linoleum Flooring |
| 7 | Foundation Waterproofing |
| 8 | Roof Flashing |
| 9 | Roofing Shingles |

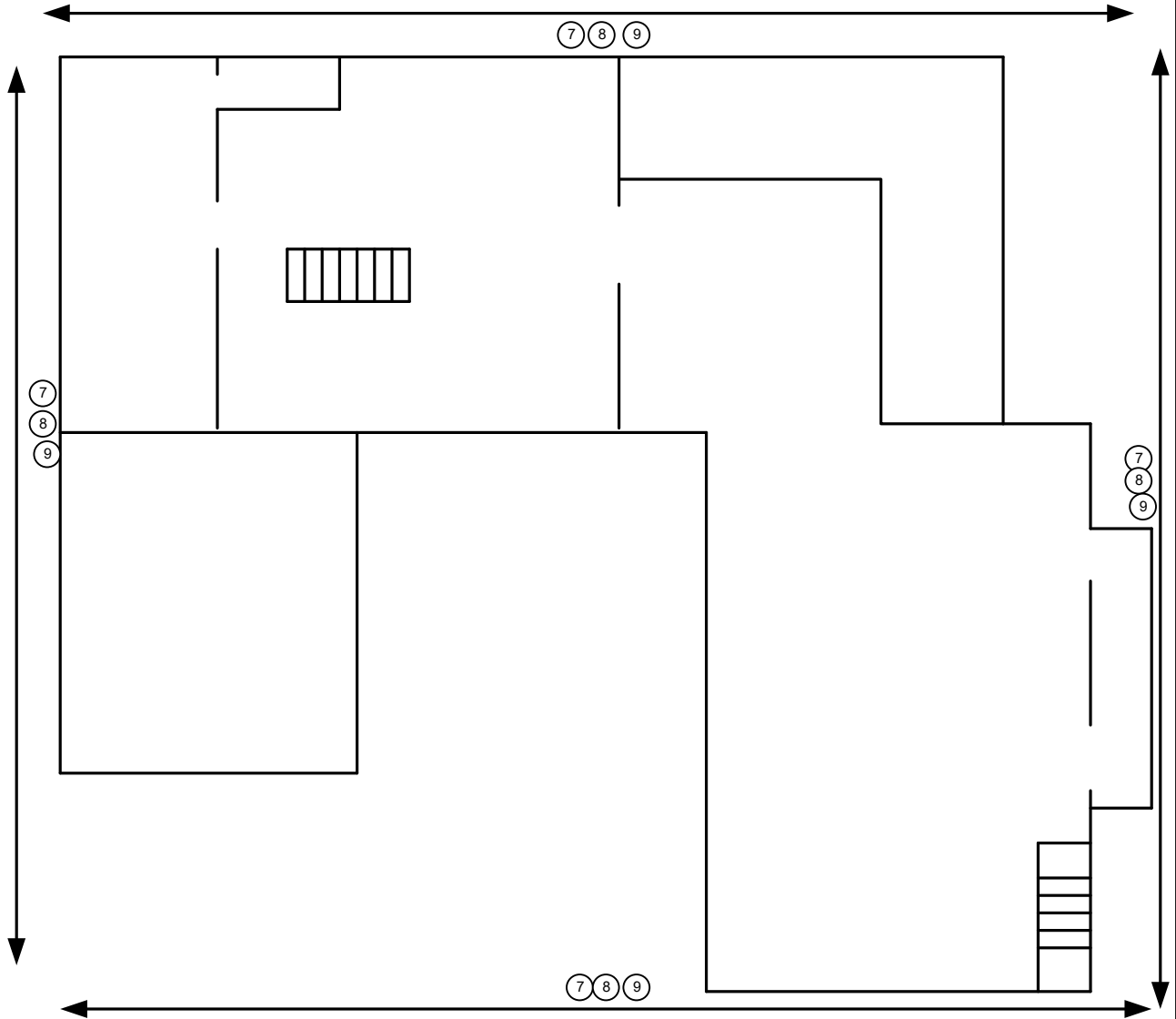
**Locations of ACMs to be Abated
Basement**

199-209 N. St. Clair Street

**DRAWING FOR GENERAL REFERENCE PURPOSES ONLY.
BASE PROVIDED BY CLIENT, ACTUAL ROOM CONFIGURATIONS
MAY DIFFER FROM THOSE SHOWN; ANNOTATIONS BY EA GROUP.
REFER TO SURVEY FOR DETAILS. NO SCALE.**

EAG No. OH45754	Date: February 27, 2024	Figure 1
-----------------	-------------------------	----------

C:\USERS\SCOTT.L\DOMAIN\DOCUMENTS\CT CONSULTANTS PAINESVILLE BLDGS OH\OH45754.SPEC\SPEC - ALL BLDGS\ST. CLAIR DWGS\45754.CT.ST. CLAIR EXTERIOR.ABATEMENT.VSD



LEGEND



- | <u>ID</u> | <u>Description</u> |
|-----------|------------------------------------|
| 1 | Duct Wrap |
| 2 | Heavy Textured Ceiling Plaster |
| 3 | Sink Bottom Coating |
| 4 | Black Flooring w/ mastic |
| 5 | Black and Gray Flooring w/ mastic |
| 6 | Beige and Orange Linoleum Flooring |
| 7 | Foundation Waterproofing |
| 8 | Roof Flashing |
| 9 | Roofing Shingles |

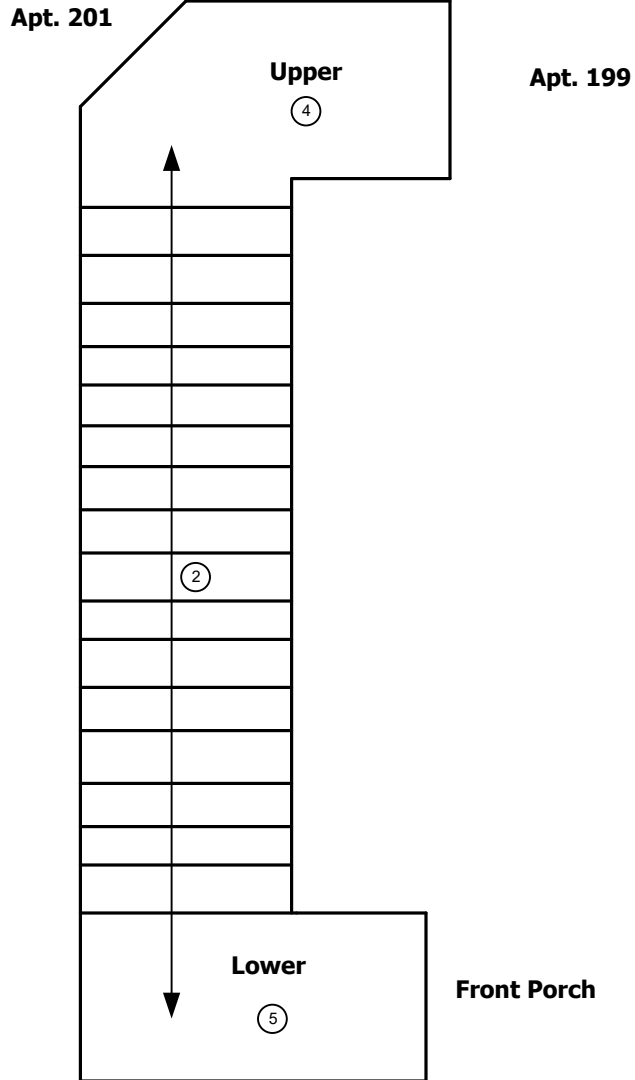
**Locations of ACMs to be Abated
Exterior**

199-209 N. St. Clair Street

**DRAWING FOR GENERAL REFERENCE PURPOSES ONLY.
BASE PROVIDED BY CLIENT, ACTUAL ROOM CONFIGURATIONS
MAY DIFFER FROM THOSE SHOWN; ANNOTATIONS BY EA GROUP.
REFER TO SURVEY FOR DETAILS. NO SCALE.**

EAG No.	OH45754	Date:	February 27, 2024	Figure	5
---------	---------	-------	-------------------	--------	---

C:\USERS\SCOTT.L\DOMAIN\DOCUMENTS\CT CONSULTANTS PAINESVILLE BLDGS OH\OH45754.SPEC\SPEC - ALL BLDGS\ST. CLAIR DWGS\45754.CT ST. CLAIR STAIRS.ABATEMENT.VSD



- | ID | Description |
|----|------------------------------------|
| 1 | Duct Wrap |
| 2 | Heavy Textured Ceiling Plaster |
| 3 | Sink Bottom Coating |
| 4 | Black Flooring w/ mastic |
| 5 | Black and Gray Flooring w/ mastic |
| 6 | Beige and Orange Linoleum Flooring |
| 7 | Foundation Waterproofing |
| 8 | Roof Flashing |
| 9 | Roofing Shingles |

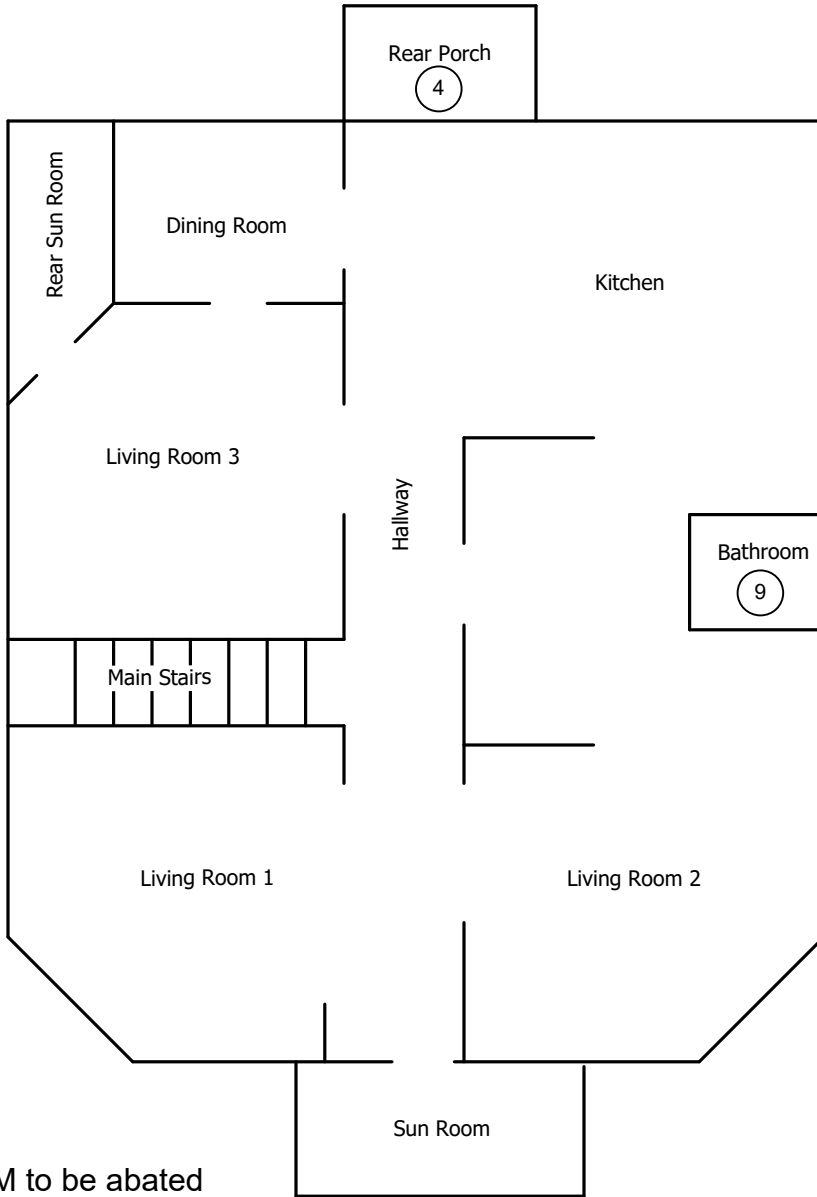
Locations of ACMs to be Abated Main Stairs

199-209 N. St. Clair Street

**DRAWING FOR GENERAL REFERENCE PURPOSES ONLY.
BASE PROVIDED BY CLIENT, ACTUAL ROOM CONFIGURATIONS
MAY DIFFER FROM THOSE SHOWN; ANNOTATIONS BY EA GROUP.
REFER TO SURVEY FOR DETAILS. NO SCALE.**

EAG No.	OH45754	Date:	February 27, 2024	Figure	3
---------	---------	-------	-------------------	--------	---

C:\USERS\SCOTT.L\DOMAIN\DOCUMENTS\CT CONSULTANTS\PAINEVILLE BLDGS OH\OH45754.SPEC\SPEC - ALL BLDGS\EAST ERIE DRAWINGS\45754\CT 99 ERIE 1ST FL\ABATEMENT_VSD



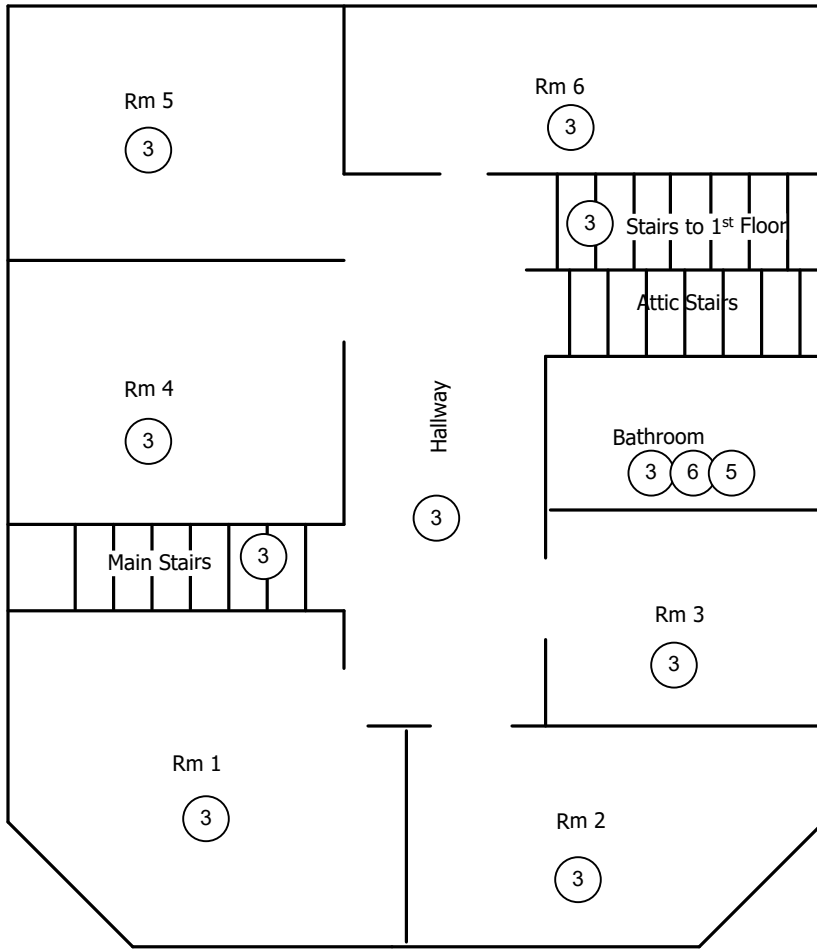
① ID # for ACM to be abated

- | ID | Description |
|----|-----------------------------|
| 1 | HVAC Duct Tape |
| 2 | Duct Insulation |
| 3 | Plaster Ceiling |
| 4 | Drywall System Walls |
| 5 | Ceramic Wall Tile & Mastic |
| 6 | 1'x1' Ceiling Tile & Mastic |
| 7 | Door Caulking |
| 8 | Window Caulking |
| 9 | Linoleum Flooring |
| 10 | Foundation Waterproofing |

Locations of ACMs to be Abated			
First Floor			
99 East Erie Street Street			
EAG No.	OH45754	Date:	February 27, 2024
			Figure 10

**DRAWING FOR GENERAL REFERENCE PURPOSES ONLY.
 BASE PROVIDED BY CLIENT, ACTUAL ROOM CONFIGURATIONS
 MAY DIFFER FROM THOSE SHOWN; ANNOTATIONS BY EA GROUP.
 REFER TO SURVEY FOR DETAILS. NO SCALE.**



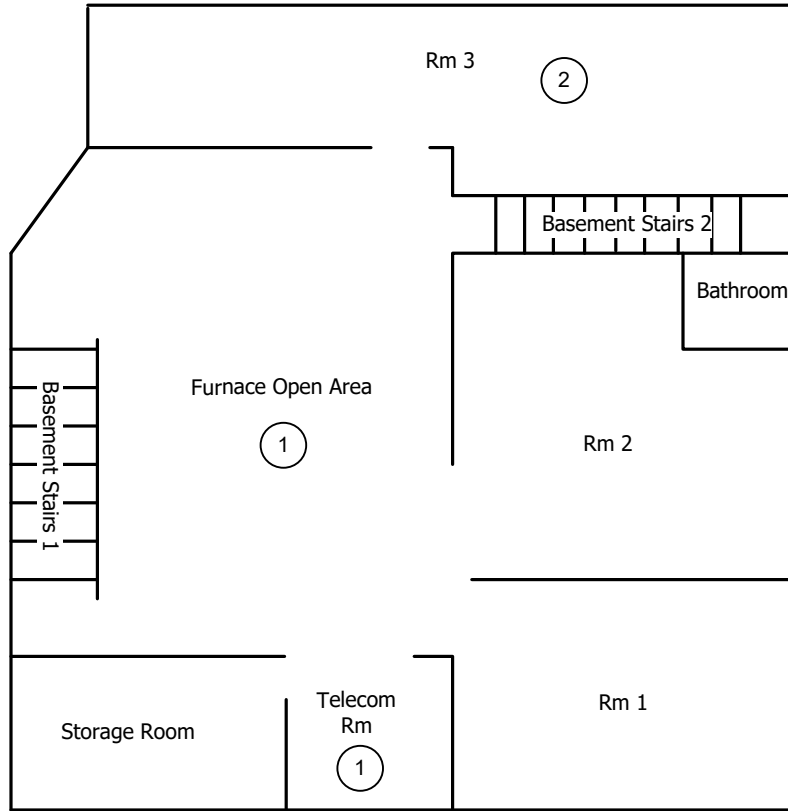


① ID # for ACM to be abated

ID	Description
1	HVAC Duct Tape
2	Duct Insulation
3	Plaster Ceiling
4	Drywall System Walls
5	Ceramic Wall Tile & Mastic
6	1'x1' Ceiling Tile & Mastic
7	Door Caulking
8	Window Caulking
9	Linoleum Flooring
10	Foundation Waterproofing

Locations of ACMs to be Abated			
2nd Floor			
99 East Erie Street Street			
EAG No.	OH45754	Date:	February 27, 2024
			Figure 11

**DRAWING FOR GENERAL REFERENCE PURPOSES ONLY.
 BASE PROVIDED BY CLIENT, ACTUAL ROOM CONFIGURATIONS
 MAY DIFFER FROM THOSE SHOWN; ANNOTATIONS BY EA GROUP.
 REFER TO SURVEY FOR DETAILS. NO SCALE.**



① ID # for ACM to be abated

- | ID | Description |
|----|-----------------------------|
| 1 | HVAC Duct Tape |
| 2 | Duct Insulation |
| 3 | Plaster Ceiling |
| 4 | Drywall System Walls |
| 5 | Ceramic Wall Tile & Mastic |
| 6 | 1'x1' Ceiling Tile & Mastic |
| 7 | Door Caulking |
| 8 | Window Caulking |
| 9 | Linoleum Flooring |
| 10 | Foundation Waterproofing |

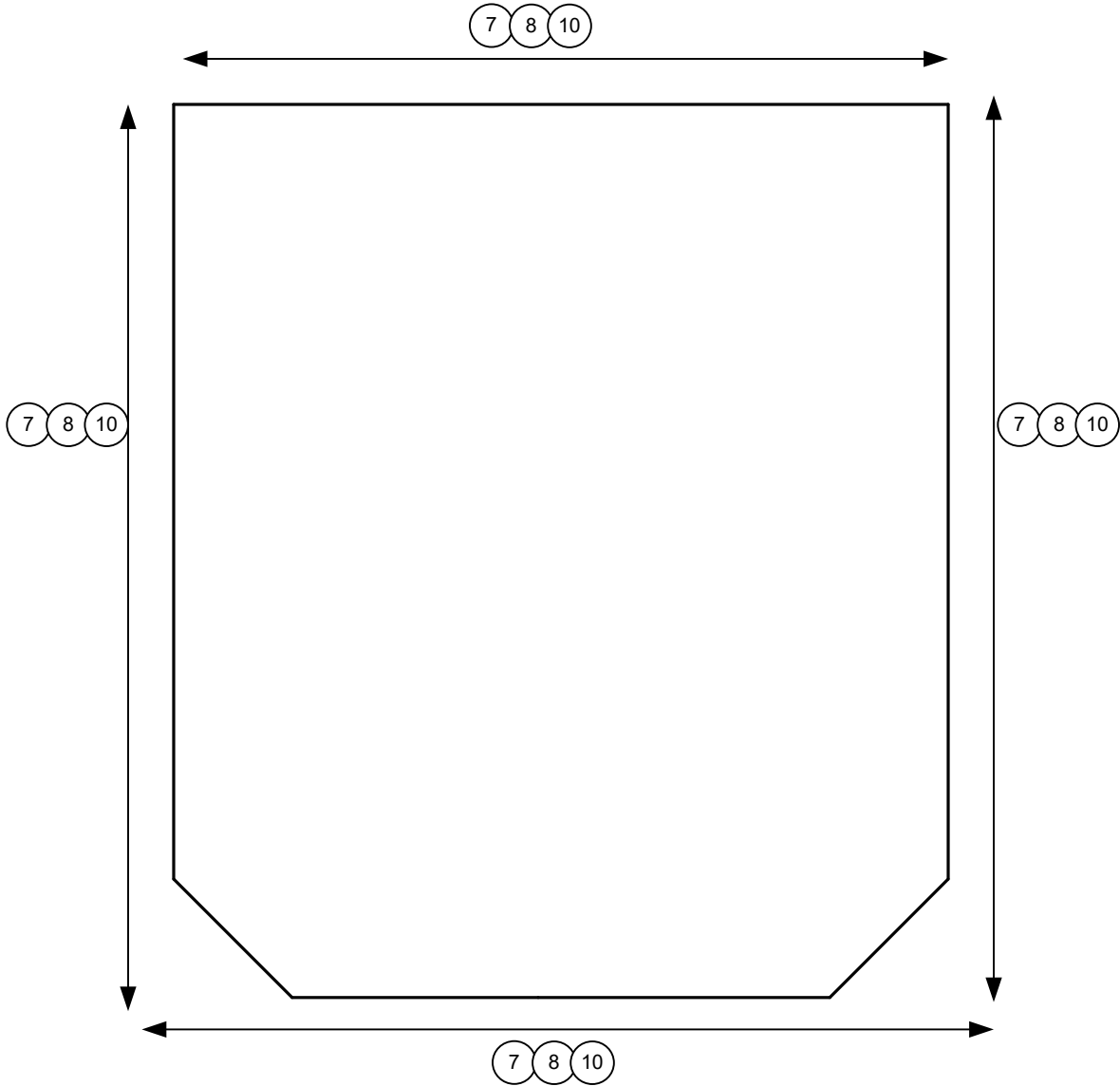
**Locations of ACMs to be Abated
Basement**

99 East Erie Street Street

**DRAWING FOR GENERAL REFERENCE PURPOSES ONLY.
BASE PROVIDED BY CLIENT, ACTUAL ROOM CONFIGURATIONS
MAY DIFFER FROM THOSE SHOWN; ANNOTATIONS BY EA GROUP.
REFER TO SURVEY FOR DETAILS. NO SCALE.**

EAG No.	OH45754	Date:	February 27, 2024	Figure	9
---------	---------	-------	-------------------	--------	---

C:\USERS\SCOTT.L\DOMAIN\DOCUMENTS\CT CONSULTANTS PAINESVILLE BLDGS OH\OH45754.SPEC\SPEC - ALL BLDGS\EAST ERIE DRAWINGS\45754\CT 99 ERIE EXTERIOR\ABATEMENT.VSD



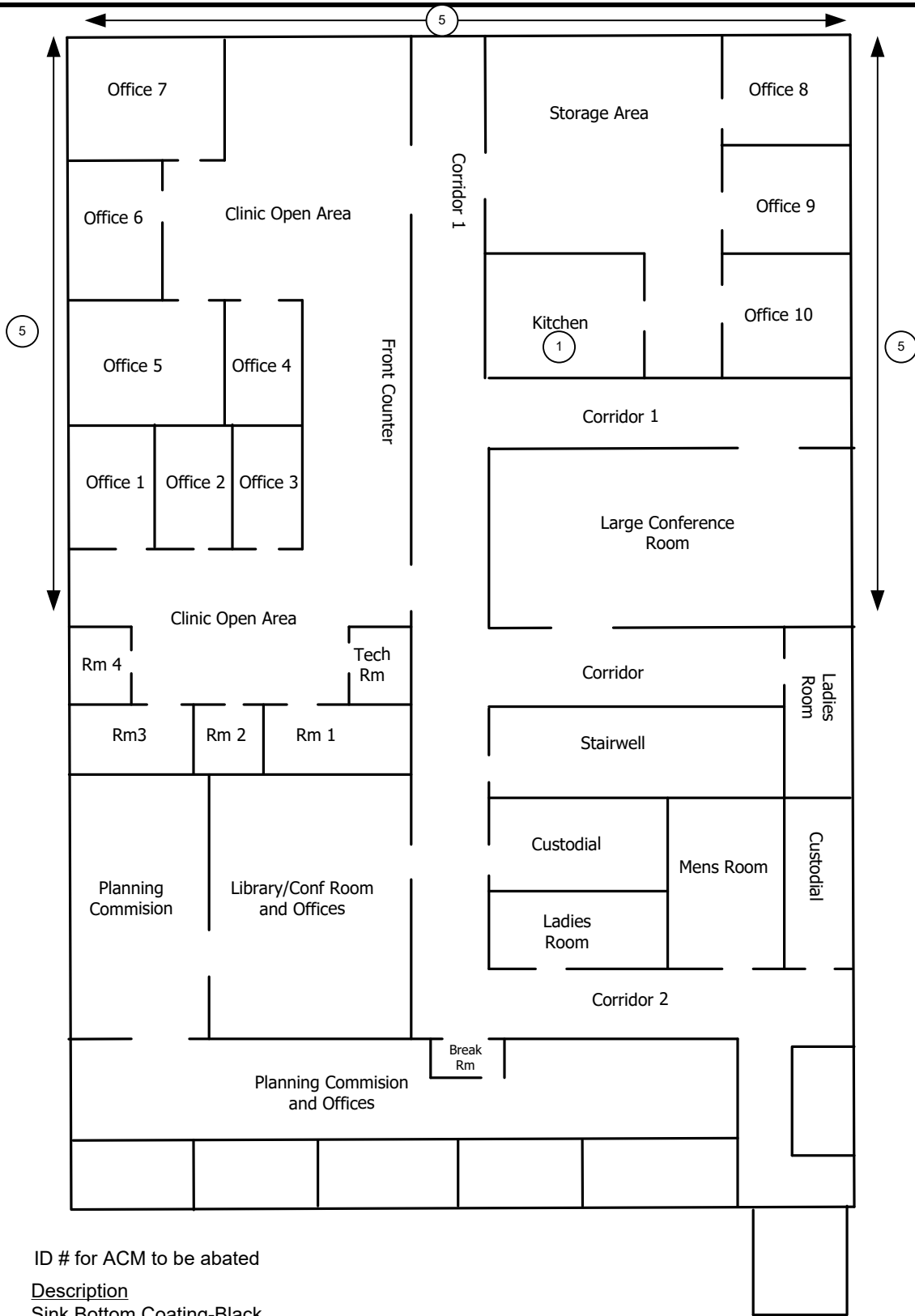
① ID # for ACM to be abated

ID	Description
1	HVAC Duct Tape
2	Duct Insulation
3	Plaster Ceiling
4	Drywall System Walls
5	Ceramic Wall Tile & Mastic
6	1'x1' Ceiling Tile & Mastic
7	Door Caulking
8	Window Caulking
9	Linoleum Flooring
10	Foundation Waterproofing

**DRAWING FOR GENERAL REFERENCE PURPOSES ONLY.
 BASE PROVIDED BY CLIENT, ACTUAL ROOM CONFIGURATIONS
 MAY DIFFER FROM THOSE SHOWN; ANNOTATIONS BY EA GROUP.
 REFER TO SURVEY FOR DETAILS. NO SCALE.**

Locations of ACMs to be Abated			
Exterior			
99 East Erie Street Street			
EAG No.	OH45754	Date:	February 27, 2024
			Figure 12

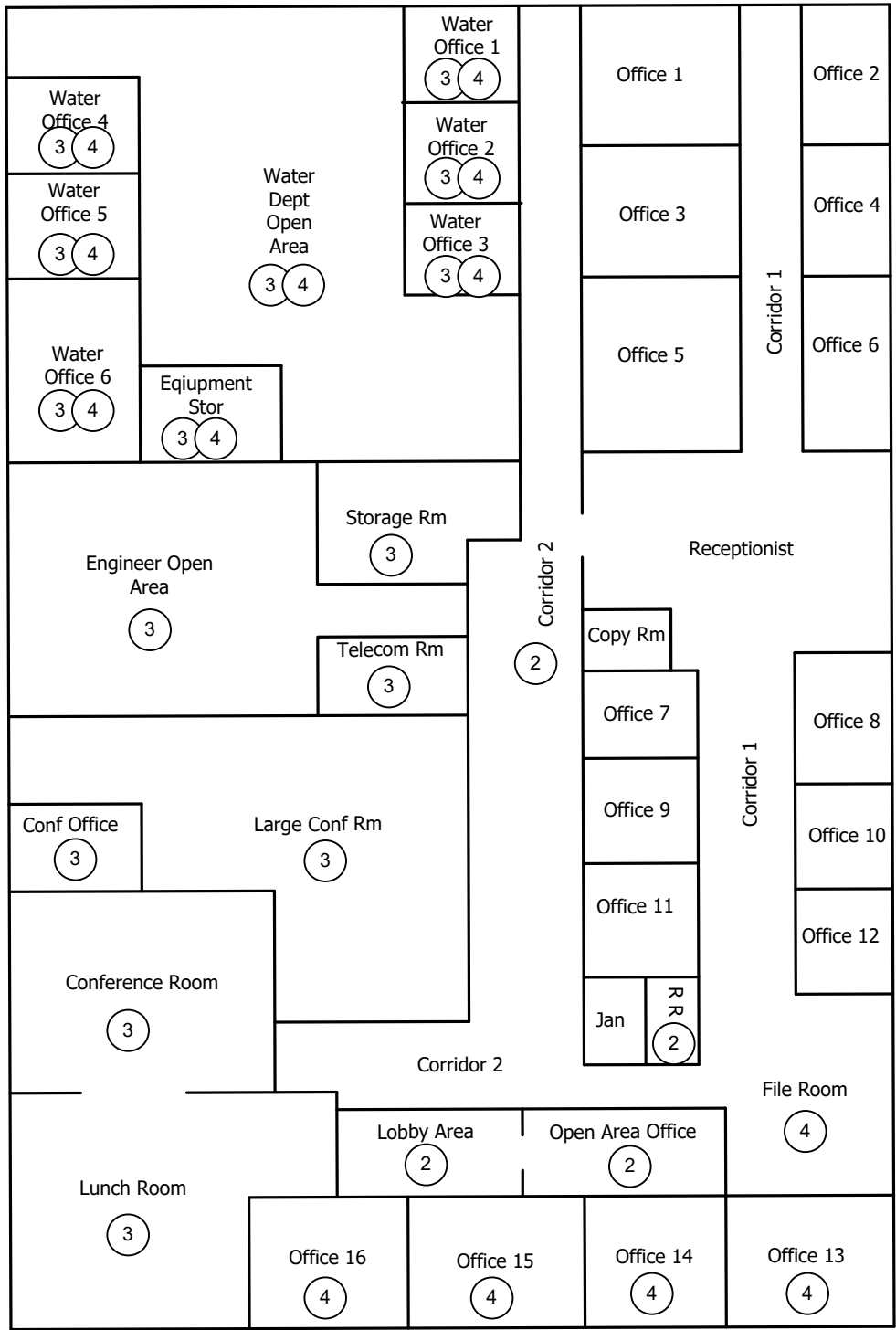
C:\USERS\SCOTT.L\DOMAIN\DOCUMENTS\CT CONSULTANTS PAINESVILLE BLDGS OH\OH45754.SPEC\SPEC - ALL BLDGS\EAST ERIE DRAWINGS\45754.CT.125 ERIE LOWER ABATEMENT.VSD



- | ID | Description |
|----|-------------------------------------|
| 1 | Sink Bottom Coating-Black |
| 2 | 12"x12" Floor Tile and Mastic-Gray |
| 3 | Carpet Adhesive |
| 4 | 12"x12" Floor Tile and Mastic-Green |
| 5 | Waterproofing |

**DRAWING FOR GENERAL REFERENCE PURPOSES ONLY.
 BASE PROVIDED BY CLIENT, ACTUAL ROOM CONFIGURATIONS
 MAY DIFFER FROM THOSE SHOWN; ANNOTATIONS BY EA GROUP.
 REFER TO SURVEY FOR DETAILS. NO SCALE.**

Locations of ACMs to be Abated			
Lower Level			
125 East Erie Street Street			
EAG No.	OH45754	Date:	February 27, 2024
			Figure 7



- ① ID # for ACM to be abated
- ID Description
- 1 Sink Bottom Coating-Black
- 2 12"x12" Floor Tile and Mastic-Gray
- 3 Carpet Adhesive
- 4 12"x12" Floor Tile and Mastic-Green

Locations of ACMs to be Abated			
Upper Level			
125 East Erie Street Street			
EAG No.	OH45754	Date:	February 27, 2024
			Figure 8

**DRAWING FOR GENERAL REFERENCE PURPOSES ONLY.
 BASE PROVIDED BY CLIENT, ACTUAL ROOM CONFIGURATIONS
 MAY DIFFER FROM THOSE SHOWN; ANNOTATIONS BY EA GROUP.
 REFER TO SURVEY FOR DETAILS. NO SCALE.**