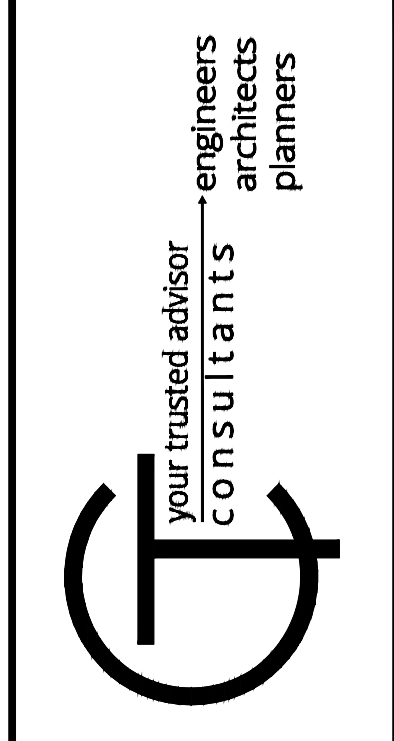
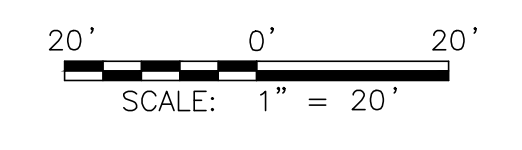



- GENERAL NOTES**
- A) SCOPE IS TO THE EDGE OF CONCRETE PAVEMENT WITH THE EXCEPTION OF EXTENDING THE UNDERGROUND ELECTRIC CONDUIT OUT 5 ADDITIONAL FEET FOR FUTURE ACCESS
 - B) FINISHED FLOOR ELEVATION OF 100.00 IS EQUAL TO USGS ELEVATION OF 828.36
 - C) SITE FURNISHING AND LANDSCAPING BY OTHERS

- KEYNOTES**
- 1 CONSTRUCTION ENTRANCE (BY OTHERS)
 - 2 1 3/4" ELECTRICAL CONDUIT FROM SHELTER COLUMN. EXTEND OUT 5'-0" BEYOND END OF CONCRETE PAVEMENT. REFER TO A1.1 FOR ADDITIONAL INFORMATION
 - 3 COLORED CONCRETE. REFER TO SPEC
 - 4 EXISTING STRUCTURE TO BE REMOVED (BY OTHERS)
 - 5 LIMITS OF CONCRETE PAVEMENT (LIMITS OF SCOPE. WITH THE EXCEPTION OF UNDERGROUND ELECTRIC
 - 6 EXISTING BASKETBALL COURTS TO REMAIN



ISSUED FOR:	ISSUE DATE:	SCALE:	DESIGNED BY:	DRAWN BY:	CHECKED BY:	NO	REVISION	DATE
	08/07/2019	AS SHOWN	PPER	JLAM	PPER	1	95% OWNER REVIEW	07/30/19
						2	ISSUED FOR PERMIT	08/07/19
						3	ISSUED FOR REBID	09/26/19

TOWER PARK SHELTER #3
 CITY OF FORT THOMAS
 - CAMPBELL COUNTY, KENTUCKY -

SITE LAYOUT

PROJECT NO.	190571
DISCIPLINE	CIVIL
SHEET NUMBER	C1